

TOOLS CATALOGUE

schepach
Germany



WOODWORKING MACHINES

| | |
|---------|-------------------------------|
| 4 – 9 | Plunge saws |
| 10 – 11 | Cross-cut mitre saw |
| 12 – 25 | Sliding cross-cut mitre saws |
| 26 – 27 | Base frame |
| 28 – 29 | Table top cross-cut mitre saw |
| 30 – 45 | Circular table saws |
| 46 – 51 | Scroll saws |
| 52 – 65 | Band saws |
| 66 – 67 | Table router |
| 68 – 79 | Planer / Thicknesser |
| 80 – 81 | Paint remover |
| 82 – 89 | Chip extraction systems |
| 90 – 91 | Air filter |
| 92 – 97 | Wood lathes |

SHARPENING SYSTEMS

| | |
|-----------|---------------------------------------|
| 98 – 113 | Wet grinding systems |
| 114 – 123 | Bench grinders |
| 124 – 125 | Combination grinding machine |
| 126 – 131 | Belt and disc sanders |
| 132 – 137 | Oscillating spindle grinding machines |
| 138 – 143 | Universal sanding and grinding tools |
| 144 – 145 | Drill bit sharpener |
| 146 – 147 | Saw blade sharpening machine |
| 148 – 155 | Wall and ceiling sanders |
| 156 – 157 | Wall chaser |

FIREWOOD

| | |
|-----------|---------------------|
| 158 – 165 | Log splitters |
| 166 – 175 | Metre log splitters |
| 176 – 177 | Kindling splitter |
| 178 – 187 | Rocking log saws |

METALWORKING MACHINES

| | |
|-----------|----------------------------|
| 188 – 195 | Bench drills |
| 196 – 199 | Professional pillar drills |
| 200 – 201 | Cut off saw |
| 202 – 203 | Metal band saw |

LIFTING TECHNOLOGY

| | |
|-----------|----------------------|
| 204 – 205 | Chain hoist |
| 206 – 207 | Electric cable hoist |

CONSTRUCTION MACHINES

| | |
|-----------|-----------------------------|
| 208 – 215 | Stone and tile cutters |
| 216 – 217 | Stone cutter |
| 218 – 223 | Hammer drills |
| 224 – 231 | Demolition hammers |
| 232 – 237 | Concrete mixers |
| 238 – 239 | Compulsory mixer |
| 240 – 255 | Plate compactors |
| 256 – 257 | Tamper |
| 258 – 259 | Earth auger |
| 260 – 261 | Battery powered wheelbarrow |
| 262 – 267 | Dumper |
| 268 – 271 | Mini excavator |
| 272 – 277 | Paint and mortar stirrer |
| 278 – 281 | Paint spray systems |
| 282 – 295 | Generators |
| 296 – 297 | Building dryer |

COMPRESSED AIR TECHNOLOGY

| | |
|-----------|-------------------------------|
| 298 – 303 | Portable compressors |
| 304 – 339 | Compressors |
| 340 – 341 | Compressed air universal tool |

WORKSHOP

| | |
|-----------|-------------------|
| 342 – 343 | Pallet truck |
| 344 – 359 | Tool kits |
| 360 – 365 | Workshop trolleys |

CLEANING TECHNOLOGY

| | |
|-----------|---------------------------|
| 366 – 367 | Sweeper |
| 368 – 387 | High-pressure cleaners |
| 388 – 401 | Wet / dry vacuum cleaners |
| 402 – 403 | Ash vacuum cleaner |

PUMPS

| | |
|-----------|--------------------------|
| 404 – 407 | Pond pressure filter set |
| 408 – 411 | Pool sand filter system |




3in1

- ✓ Plunge saw
- ✓ Hand held circular saw
- ✓ Panel sizing saw



6" PROFESSIONAL PLUNGE SAW SET

- High-performance 1200 W motor
- Guide rail allows parallel penetration of the saw blade and uniform guidance of the saw
- Saw blade with 24 teeth guarantees a very clean cross section with minimal breakout for laminate
- Saw blade enclosed by guard ensures efficient extraction of sawdust
- A cutting depth of 55 mm allows cutting and adjustment of most door thicknesses
- Suitable for different materials such as solid wood, work tops, MDF and double coated boards, laminate etc.
- The PL55 delivers the best cutting results – in the workshop or on the construction site
- Perfect shadow gaps of 16 mm
- Includes 2 x 700 mm guide rails, rail connector and tilt protection



LOGISTICAL DATA

| | |
|----------------------|--------------------|
| Weight net / gross | 7.4 / 8.2 kg |
| Packaging dimensions | 710 x 260 x 270 mm |
| Article number | 5901802915 |
| Barcode | 4046664025665 |
| 20 Container | 900 pcs |
| 40 Container | 1880 pcs |
| 40 HQ Container | 2100 pcs |

SPECIFICATIONS

| | |
|---------------------------------|--------------------|
| Dimensions L x W x H | 340 x 260 x 235 mm |
| Blade Ø | 160 mm |
| Arbor Ø | 20 mm |
| Blade speed | 5500 rpm |
| Max. cut 90° | 55 mm |
| Max. cut 45° | 41 mm |
| Bevel capacity | 0 – 45° |
| Close to wall cut | 16 mm |
| Dust collection Ø inner / outer | 35 / 38 mm |
| Motor | 230 – 240 V~ |
| Input | 1200 W |



EXAMPLES OF USE

Wooden boards



Planks



Laminate / panelling



PRODUCT DETAILS

Cutting depth 90°



Cutting depth 45°



Kompact design



Lightweight



Saw blade

160 mm x 20 mm x 2,4 mm



Idle speed 5500 rpm



Thanks to stepless adjustment, cuts from 0° to 45° are possible. Tilt protection securely keeps the PL55 on the rail at any angle.

45°



The cutting depth of 55 mm covers a wide range of uses.



PL55

Conventional hand-held circular saws



The advantage compared with conventional hand-held circular saws is the plunge function. Using this function, specific demands that require plunging the saw blade into the material can be implemented without problems.

Shadow gaps up to 16 mm can be created quickly and safely using the PL55, even in veneered wood, thanks to the splinter guard.



This plunge saw is ideal for cut-outs in kitchen work tops and allows precise work without splintering.



Even solid planks can be effortlessly trimmed with the PL55.




3IN1

- ✓ Plunge saw
- ✓ Hand held circular saw
- ✓ Panel sizing saw



8" PROFESSIONAL PLUNGE SAW SET


- Powerful, thanks to **1600 W motor**
- Guide rail allows parallel penetration of the saw blade and uniform guidance of the saw
- Saw blade with 24 teeth guarantees a very clean cross section with minimal breakout for laminate
- Efficient extraction of sawdust, thanks to saw blade enclosed by guard
- A **cutting depth of 75 mm** makes cutting and adjustment of most door thicknesses easier
- Suitable for **different materials** such as solid wood, work tops, MDF panels coated on both sides, laminate etc.
- The best cutting results even without guide rail
- Perfect **shadow gaps of 16 mm**
- Precise cuts in worktops, solid wood, laminate and plastic
- Handling and weight distribution recommended by tradesmen
- Includes **1400 mm guide rail, rail connector and tilt protection**



360°



INCLUDED



LOGISTICAL DATA

| | |
|----------------------|--|
| Weight net / gross | 6.9 / 7.6 kg |
| Packaging dimensions | 430 x 240 x 315 mm |
| Article number | 5901804901-901 |
| Barcode | 4046664042396 |
| 20 Container | 810 pcs (670 pcs with 1400 mm rail) |
| 40 Container | 1680 pcs (1350 pcs with 1400 mm rail) |
| 40 HQ Container | 1920 pcs (1540 pcs with 1400 mm rail) |

SPECIFICATIONS

| | |
|---------------------------------|--------------------|
| Dimensions L x W x H | 420 x 300 x 235 mm |
| Blade Ø | 210 mm |
| Arbor Ø | 30 mm |
| Blade speed | 4500 rpm |
| Max. cut 90° | 75 mm |
| Max. cut 45° | 55 mm |
| Bevel capacity | 0 – 45° |
| Distance-to-wall cut | 16 mm |
| Dust collection Ø inner / outer | 35 / 38 mm |
| Motor | 230 – 240 V~ |
| Input | 1600 W |



EXAMPLES OF USE

Wooden boards



Planks



Laminate /
panelling



PRODUCT DETAILS

Cutting depth 90°



Cutting depth 45°



Kompact design



Lightweight



Saw blade

210 mm x 30 mm x 2,4 mm



Idle speed 4500 rpm



The integrated splinter guard ensures edges without splintering.



With its cutting depth of 75 mm, the PL75 ensures the same precise result as many circular table saws.



This plunge saw is ideal for cut-outs in kitchen work tops and allows precise work without splintering.


PL75

Conventional
hand-held circular saws



The advantage compared with conventional hand-held circular saws is the plunge function. Using this function, specific demands that require plunging the saw blade into the material can be implemented without problems.

Thanks to stepless adjustment, cuts from 0° to 45° are possible. Tilt protection securely keeps the PL75 on the rail at any angle.



Shadow gaps up to 16 mm can be created quickly and safely using the PL75, even in veneered wood, thanks to the splinter guard.




PL75 / PL55

| | Description | Article number | Barcode |
|----------------------------|---|----------------|---------------|
| 1 Accessory package | 2 x clamping devices 1 x guide track connector 1 x limit stop | 3901802702 | 4046664013990 |
| 2 Guide rail | 1400 mm | 4901802701 | 4014915075158 |

1



2



PL75 / PL55

| | Description | Article number | Barcode |
|--|--|--------------------------|--------------------------------|
| 3 Saw blades Hard & Softwood, Laminate, Plastic | PL75: Ø 210 x 30 mm / 36 T Ø 210 x 30 mm / 72 T | 7901800601 7901800602 | 4046664035725 4046664035732 |
| | PL55: Ø 160 x 20 x 2.4 mm / 24 T Ø 160 x 20 x 2.2 mm / 48 T | 3901802704 3901802705 | 4046664014256 4046664014263 |
| 4 Anti tip | | 3901802703 | 4046664014652 |



210 MM CROSS-CUT MITRE SAW

- Precise sliding cross-cut mitre saw for reliable cutting of skirting, timber joists or laminate or for angular cuts
- **High-performance 1500 W motor** for versatile use
- **Carbide saw blade**, 210 x 30 x 2.6 mm / 24 teeth
- Cutting width at 90° up to max. 120 mm / at 45° up to max. 80 mm
- Cutting height at 90° max. 60 mm / at 45° up to max. 35 mm
- **Saw blade fully enclosed by guard** for maximum work safety
- **Work piece supports on both sides** allow processing of long work pieces
- **Integrated laser** ensures precise cuts
- Saw head can be angled to the left up to 45°
- Work piece clamp secures timber during the sawing process
- Rotary disc can be angled to 45°



Work piece supports on both sides allow processing of long work pieces.



Compact design

1500 W Motor

Saw blade fully enclosed by guard

Laser

60 mm

120 mm

Saw blade diameter 210 mm

Aluminium pressure die-cast frame (standard)



LOGISTICAL DATA

| | |
|----------------------|--------------------|
| Weight net / gross | 6.5 / 7.8 kg |
| Packaging dimensions | 490 x 330 x 340 mm |
| Article number | 5901226901 |
| Barcode | 4046664231134 |
| 20 Container | 497 pcs |
| 40 Container | 1036 pcs |
| 40 HQ Container | 1184 pcs |

SPECIFICATIONS

| | |
|----------------------|--------------------------------|
| Dimensions L x W x H | 405 x 435 x 300 mm |
| Blade Ø | 210 mm |
| Motor speed | 4900 rpm |
| Bevel type | 1 x 45° |
| Mitre capacity | 45° left to -45° right |
| Cross cut at 90° | 120 x 60 mm |
| Mitre cut at 45° | 80 x 35 mm |
| Mitre slots | 45-30-22.5-15-0-15-22.5-30-45° |
| Motor | 220 – 240 V~ |
| Engine power | 1500 W |

PRODUCT-DETAILS

Cutting width



Cutting height



Saw blade 210 x 30 mm
24 teeth



Robust



220 – 240 V~
1500 W



4900 rpm



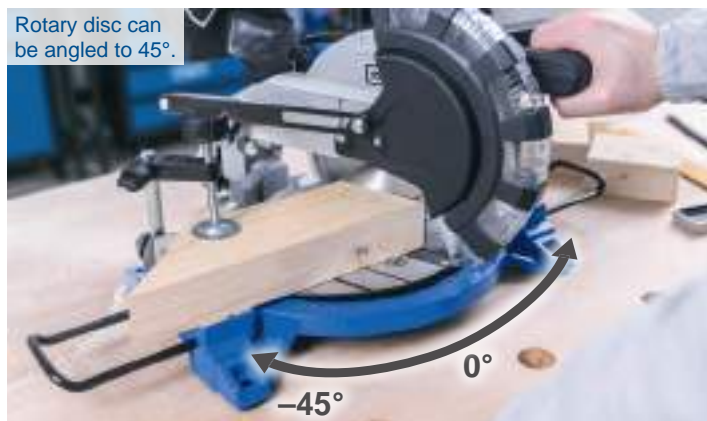
Laser



Compact design



Rotary disc can
be angled to 45°.



Saw head can be angled to the left up to 45°.



Work piece clamp
secures timber during the
sawing process



**Saw blade fully encloses
by guard**
for maximum work safety



Integrated laser
ensures precise cuts

UNIVERSAL USE



Skirting



Laminate/panelling



Timber joists



Wooden planks



Angular cuts

Scheppach HM216

Entry Level 1,6

Heimwerker
Praxis

1/24

Price/performance: good – very good



INCLUDED



SPECIFICATIONS

| | |
|----------------------|--------------------|
| Dimensions L x W x H | 735 x 593 x 505 mm |
| Blade Ø | 216 mm |
| Motor speed | 4700 rpm |
| Turntable Ø | 254 mm |
| Bevel type | 1 x 45° left |
| Mitre capacity | -45° bis +45° |
| Cross cut at 90° | 340 x 65 mm |
| Mitre cut at 45° | 240 x 65 mm |
| Bevel cut at 45° | 340 x 38 mm |
| Compound cut at 45° | 240 x 38 mm |
| Motor | 220 – 240 V~ |
| Engine power | 2000 W |

LOGISTICAL DATA

| | |
|----------------------|--------------------|
| Weight net / gross | 12 / 14.6 kg |
| Packaging dimensions | 790 x 460 x 355 mm |
| Article number | 5901215903 |
| Barcode | 4046664072560 |
| 20 Container | 210 pcs |
| 40 Container | 450 pcs |
| 40 HQ Container | 524 pcs |

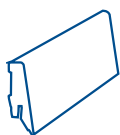
8" SLIDING CROSS-CUT MITRE SAW INCLUDING 2nd SAW BLADE

- Lightweight **die-cast aluminium design** for easy transport
- **Powerful 2000 W motor** provides various cutting applications
- Compact bench top design fits conveniently in small shop environments
- The 24 tooth carbide tipped blade stays sharp and makes clean cuts
- **Built-in laser** provides high visibility for precision cutting
- **Cross cutting width up to 340 mm**
- Fully enclosed blade guard for operator safety
- Includes 24T and 48T blade



EXAMPLES OF USE SUITABLE FOR

Skirting



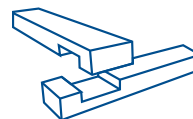
Laminate/
panelling



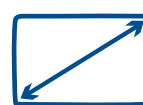
Timber joists




Paving



Angular cuts



The work piece clamp ensures maximum safety during sawing.



Angles can be adjusted easily using the specified lock-in positions on the rotary disc.



PRODUCT-DETAILS

Cutting width



max. 340 mm

Cutting height



max. 65 mm

Saw blade 216 mm
24 teeth / 48 teeth



Robust



2000 W



220 – 240 V~ / 50 Hz



Laser



Kompact design



The saw blade is fully enclosed by a guard for maximum work safety.



Rotary disc can be adjusted from +45° to -45°



Saw head can be tilted to the left from 0 to 45°

Saw blade diameter 210 mm

2000 W motor

Aluminium extension

65 mm

Laser

340 mm

INCLUDED



8" SLIDING CROSS-CUT MITRE SAW INCLUDING 2ND SAW BLADE

- Stable and lightweight mitre saw with double column guide
- Powerful 2000 W motor
- Durable die-cast aluminium frame
- Built-in laser provides high visibility for precision cutting
- A large cutting width range up to 340 mm and a cutting height of 65 mm at 90°
- Fully enclosed saw blade guard for maximum work safety
- Includes a dustbag for a dust-free work area
- Carbide saw blade with 24 teeth, ideal for longitudinal cutting of soft wood (pre-assembled)
- Plus carbide saw blade with 48 teeth for precise and clean longitudinal and primarily transverse cutting of solid wood
- Including two laterally adjustable workpiece supports made of aluminium to enlarge the support surface

SPECIFICATIONS

| | |
|---------------------------------|----------------------------|
| Dimensions L x W x H | approx. 735 x 705 x 500 mm |
| Saw blade Ø | 210 mm / 24 teeth |
| Motor speed | 4800 rpm |
| Tilt angle | from 0° to 45° |
| Mitre angle | from -45° to +45° |
| Cutting width/height: 90° / 90° | 340 x 65 mm |
| Cutting width/height: 90° / 45° | 240 x 65 mm |
| Cutting width/height: 45° / 90° | 340 x 38 mm |
| Cutting width/height: 45° / 45° | 240 x 38 mm |
| Engine power | 2000 W |

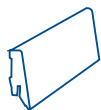
LOGISTICAL DATA

| | |
|----------------------|--------------------|
| Weight net / gross | 12.15 / 14.5 kg |
| Packaging dimensions | 790 x 460 x 355 mm |
| Article number | 5901221901 |
| EAN | 4046664127420 |
| 20 Container | 228 pcs |
| 40 Container | 468 pcs |
| 40 HQ container | 546 pcs |



EXAMPLES OF USE SUITABLE FOR

Skirting



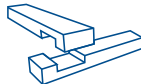
Laminate/
panelling



Timber joists



Paving



Angular cuts



Compact design,
therefore very mobile
and highly versatile

Fully enclosed
saw blade guard
for maximum
work safety

Work piece clamp

Includes dust collector

Extendable supports
on right and left side
for long work pieces.



The rear support can also be
extended; the support stand
ensures particularly secure
positioning, especially when
carrying out angled cuts.



The parallel guides allow precise
cross cuts up to 340 mm.

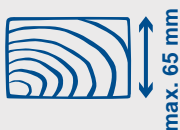
PRODUCT DETAILS

Cutting width



max. 340 mm

Cutting height



max. 65 mm

Saw blade Ø 210 x 30 mm
24 teeth / 48 teeth



Robust



2000 W



220 – 240 V~ / 50 Hz



Laser



Kompact design





Can be operated
with either hand

2000 W motor

Saw blade
diameter 255 mm

Laser

Aluminium
extension

90 mm

340 mm

SPECIFICATIONS

| | |
|----------------------|----------------------|
| Dimensions L x W x H | 770 x 595 x 590 mm |
| Blade Ø | 255 mm |
| Motor speed | 4500 rpm |
| Turn table Ø | 248 mm |
| Bevel type | 1 x 45° left |
| Mitre capacity | -45° till +45° |
| Cross cut at 90° | 340 x 90 mm |
| Mitre cut at 45° | 240 x 90 mm |
| Bevel cut at 45° | 340 x 45 mm |
| Compound cut at 45° | 240 x 45 mm |
| Motor | 220 – 240 V~ / 50 Hz |
| Engine power | 2000 W |

LOGISTICAL DATA

| | |
|----------------------|--------------------|
| Weight net / gross | 14.3 / 17.5 kg |
| Packaging dimensions | 815 x 480 x 405 mm |
| Article number | 5901216901 |
| Barcode | 4046664069935 |
| 20 Container | 165 pcs |
| 40 Container | 330 pcs |
| 40 HQ Container | 408 pcs |



INCLUDED

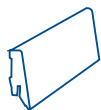
10" SLIDING CROSS-CUT MITRE SAW INCLUDING 2nd SAW BLADE

- Lightweight die cast aluminium design for easy transport
- Powerful 2000 W motor provides various cutting applications
- Compact bench top design fits conveniently in small shop environments
- The 60 teeth carbide tipped blade stays sharp and makes clean cuts
- Built-in laser provides high visibility for precision cutting
- Big cross cutting width up to 340 mm
- Fully enclosed blade guard for operator safety
- Inclusive 48T and 60T blade
- Equipped with a softstart to enable a smooth start



EXAMPLES OF USE SUITABLE FOR

Skirting



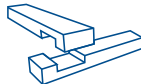
Laminate/
panelling



Timber joists



Paving



Angular cuts



Suitable for left-handers
and right-handers

Compact design,
therefore very mobile
and highly versatile

Work piece clamp

The saw blade is fully enclosed by
a guard for maximum work safety.

Wide cutting capacity of up to 340 mm,
thanks to traction function.

PRODUCT DETAILS

Cutting width



Cutting height



Saw blade 255 mm
48 teeth / 60 teeth



Robust



2000 W



220 – 240 V~ / 50 Hz



Laser



Compact design





10" SLIDING CROSS-CUT MITRE SAW INCLUDING 2ND SAW BLADE

- Stable Sliding cross-cut mitre saw with double column guide
- Powerful 2200 watt engine
- Durable die-cast aluminium frame
- Carbide saw blade with 48 teeth for precise and clean longitudinal and primarily transverse cutting of solid wood, plus a second carbide saw blade with 60 teeth
- Built-in laser provides high visibility for precision cutting
- A large cutting width range up to 340 mm and a cutting height of 90 mm at 90°
- Aluminium workpiece supports which can be adjusted on both sides to enlarge the support surface
- Dust bag for a clean working area

SPECIFICATIONS

| | |
|---------------------------------|----------------------------|
| Dimensions L x W x H | approx. 770 x 705 x 560 mm |
| Saw blade Ø | 254 mm / 48 teeth |
| Motor speed | 4800 rpm |
| Tilt angle | from 0° to 45° |
| Mitre angle | from -45° to +45° |
| Cutting width/height: 90° / 90° | 340 x 90 mm |
| Cutting width/height: 90° / 45° | 240 x 90 mm |
| Cutting width/height: 45° / 90° | 340 x 46 mm |
| Cutting width/height: 45° / 45° | 240 x 46 mm |
| Engine power | 2200 W |

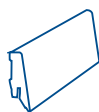
LOGISTICAL DATA

| | |
|----------------------|--------------------|
| Weight net / gross | 14.4 / 16.4 kg |
| Packaging dimensions | 765 x 460 x 400 mm |
| Article number | 5901222901 |
| Barcode | 4046664134282 |
| 20 container | 180 pcs |
| 40 container | 385 pcs |
| 40 HQ container | 462 pcs |



EXAMPLES OF USE SUITABLE FOR

Skirting



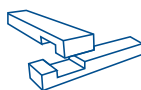
Laminate/
panelling



Timber joists



Paving



Angular cuts



Includes dust collector

Fully enclosed
saw blade guard
for maximum
work safety

Compact design,
therefore very mobile
and highly versatile

Work piece clamp



PRODUCT DETAILS

Cutting width



Cutting height



Saw blade Ø 254 x 30 mm
48 teeth / 60 teeth



Robust



2200 W



Laser



220 – 240 V~ / 50 Hz





Compact design



Extendable supports
on right and left side
for long work pieces



Rotary disc can be adjusted
from +45° to -45°



The rear support can also be
extended; the support stand
ensures particularly secure
positioning, especially when
carrying out angled cuts.

Saw head can be tilted
to the left from 0 to 45°



12" SLIDING CROSS-CUT MITRE SAW INCLUDING 2ND SAWBLADE

- Saw head can be angled to either side for professional results
- Work table can be adjusted from -45° to +45°
- Parallel guides with robust linear ball bearings for consistently precise cutting results
- **High stop rail** on the base frame
- Sturdy yet lightweight aluminium pressure die-cast construction
- Easy transport, thanks to low weight (20.5 kg)
- **Built-in laser** for precise cutting along the indicated cutting edge
- **305 mm carbide saw blade** for consistent and precise cutting results
- **High cutting capacity of 330 mm width and 105 mm height**
- Saw blade fully enclosed by guard for maximum work safety
- Includes carbide saw blade with 24 teeth and 48 teeth



Saw blade fully enclosed by guard for maximum work safety

Can be angled to either side

Saw blade diameter 305 mm, 24 teeth

cutting height



max. 105 mm

2000 W motor

Includes dust collector

Dual horizontal steel rails with linear ball bearings (standard)

LED and Laser

105 mm

330 mm

Work piece clamp

INCLUDED



LOGISTICAL DATA

| | |
|----------------------|--------------------|
| Weight net / gross | 20.5 / 25.3 kg |
| Packaging dimensions | 925 x 550 x 525 mm |
| Article number | 5901218901 |
| Barcode | 4046664072843 |
| 20 Container | 104 pcs |
| 40 Container | 236 pcs |
| 40 HQ Container | 284 pcs |

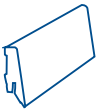
SPECIFICATIONS

| | |
|---------------------------|---|
| Dimensions L x W x H | 865 x 535 x 520 mm |
| Blade Ø | 305 mm |
| Motor speed | 3800 rpm |
| Bevel type | 2 x 45° |
| Mitre capacity | 45° left / -45° right |
| Cross cut at 90° / 90° | 330 x 105 mm |
| Mitre cut at 90° / 45° | 330 x 35 mm (right) 330 x 60 mm (left) |
| Bevel cut at 45° / 90° | 330 x 60 mm |
| Compound cut at 45° / 45° | 230 x 35 mm (right) 230 x 60 mm (left) |
| Mitre slots | 45-31.6-22.5-0-22.5-31.6-45° |
| Motor | 220 – 240 V~ / 50 Hz |
| Input | 2000 W |



EXAMPLES OF USE SUITABLE FOR

Skirting



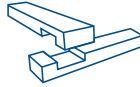
Laminate/
panelling



Timber joists



Paving




Angular cuts



Work table can be adjusted from -45° to +45°

HM140L

Traditional
manufacturers



Mitre angles can be set left and right via freely selectable angles and locking points from -45° to +45°.



Adjustable mitre angle

ideal for particularly exact angle cuts



Saw head can be angled to 45° on either side.

Exceptional cutting
height of 105 mm.



PRODUCT DETAILS

Cutting width



max. 330 mm

Cutting height



max. 105 mm

Blade Ø 305 x 30 mm
24 teeth / 48 teeth



Robust



2000 W



220 – 240 V~ / 50 Hz



Laser and LED



Kompact design



SOFT
START

Sliding pullout function

2000 W engine
with soft startSaw blade
diameter 305 mm

180 mm

Aluminium
extension**305 MM SLIDING CROSS-CUT MITRE SAW
WITH SLIDING PULLOUT FUNCTION**

- High-performance 2000 Watt motor with soft start function
- Saw head can be angled 48° to either side for professional results
- Work table can be adjusted from -50° to +50°
- Sliding pullout function with parallel guides requires no space behind the unit
- Built-in laser for precise cutting along the indicated cutting edge
- 305 mm carbide saw blade for consistent and precise cutting results
- High cutting capacity of 340 mm width and 105 mm height
- Thanks to the special cutting height extension, a height of 180 mm at a maximum width of 20 mm can be sawn – ideal for skirting or tongue-and-groove boards
- Saw blade fully enclosed by guard for maximum work safety
- Includes carbide saw blade with 48 teeth

SPECIFICATIONS

| | |
|---------------------------|--------------------------------------|
| Dimensions L x W x H | 588 x 842 x 746 mm |
| Blade Ø | 305 mm |
| Motor speed | 5000 rpm |
| Bevel type | 2 x 48° |
| Mitre capacity | -50° left till +50° right |
| Cross cut at 90° / 90° | 340 x 105 mm |
| Mitre cut at 90° / 45° | 340 x 35 mm (r.) 340 x 60 mm (l.) |
| Bevel cut at 45° / 90° | 240 x 105 mm |
| Compound cut at 45° / 45° | 240 x 60 mm (r.) 240 x 60 mm (l.) |
| Mitre slots | 45-31.6-22.5-0-22.5-31.6-45° |
| Motor | 220 – 240 V~ / 50 Hz |
| Engine power | 2000 W |

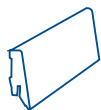
LOGISTICAL DATA

| | |
|----------------------|--------------------|
| Weight net / gross | 20.9 / 24.6 kg |
| Packaging dimensions | 750 x 585 x 390 mm |
| Article number | 5901223901 |
| Barcode | 4046664161035 |
| 20 Container | 162 pcs |
| 40 Container | 320 pcs |
| 40 HQ Container | 360 pcs |



EXAMPLES OF USE SUITABLE FOR

Skirting



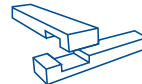
Laminate/
panelling



Timber joists



Paving



Angular cuts

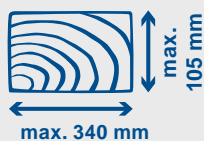


SPECIAL FEATURES

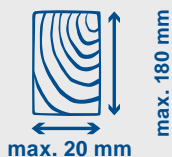


PRODUCT DETAILS

Cutting width/height



Special cutting height



Blade Ø 305 x 30 mm
48 teeth



Soft start



2000 W





220 – 240 V~ / 50 Hz



Laser




Compact design



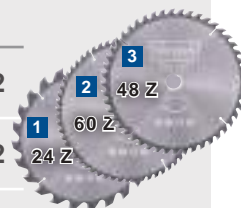
HM216

| | Description | Article number | Barcode |
|---|----------------------------|----------------|---------------|
| 1 Saw blade Hard & Softwood, Laminate | Ø 216 x 30 x 2,8 mm / 24 Z | 7901101602 | 4046664072737 |
| 2 Saw blade Hard & Softwood, Laminate | Ø 216 x 30 x 2,8 mm / 40 Z | 7901200701 | 4014915088806 |
| 3 Saw blade Hard & Softwood, Laminate | Ø 216 x 30 x 2,8 mm / 48 Z | 7901200705 | 4046664031642 |



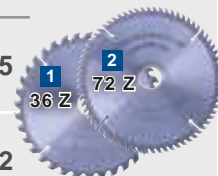
HM140L & HM305SL

| | Description | Article number | Barcode |
|---|----------------------------|----------------|---------------|
| 1 Saw blade Hard & Softwood, Laminate | Ø 305 x 30 x 3,0 mm / 24 Z | 7901201705 | 4046664031642 |
| 2 Saw blade Hard & Softwood, Laminate | Ø 305 x 30 x 3,0 mm / 60 Z | 7901200707 | 4046664037552 |
| 3 Saw blade Hard & Softwood, Laminate | Ø 305 x 30 x 2,8 mm / 48 Z | 7901202705 | 4046664073284 |




HM216SPX

| | Description | Article number | Barcode |
|--|----------------------------|----------------|---------------|
| 1 Multifunction saw blade Hard & Softwood, Laminate, Non-Ferrous, Plastic | Ø 210 x 30 x 2,4 mm / 36 Z | 7901800601 | 4046664035725 |
| 2 Multifunction saw blade Hard & Softwood, Laminate, Non-Ferrous, Plastic, Steel | Ø 210 x 30 x 2,4 mm / 72 Z | 7901800602 | 4046664035732 |



HM254 & HM254SPX

| | Description | Article number | Barcode |
|---|----------------------------|----------------|---------------|
| 1 Multifunction saw blade Hard & Softwood, Laminate, Non-Ferrous, Plastic | Ø 254 x 30 x 2,8 mm / 48 Z | 7901200726 | 4014915230779 |
| 2 Saw blade Hard & Softwood, Laminate | Ø 255 x 30 x 2,8 mm / 48 Z | 3901203703 | 4046664072478 |



3 SAW BLADE SET

TCT saw blades

Suitable for
HM216SPX & HM80L



Description

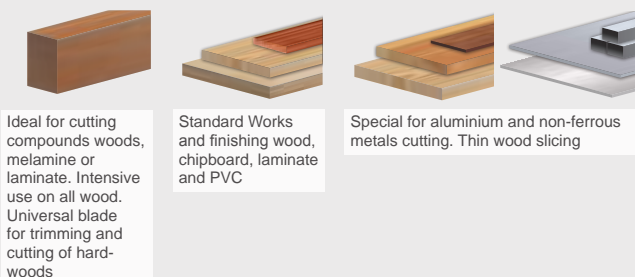
Ø 210 x 30 / 25,4 x 2,2 mm / 24 Z
Ø 210 x 30 / 25,4 x 2,2 mm / 48 Z
Ø 210 x 30 / 25,4 x 2,2 mm / 60 Z

Article number

7901200715

Barcode

4046664041405



Ideal for cutting compounds woods, melamine or laminate. Intensive use on all wood. Universal blade for trimming and cutting of hard-woods

Standard Works and finishing wood, chipboard, laminate and PVC

Special for aluminium and non-ferrous metals cutting. Thin wood slicing



2 SAW BLADE SET

TCT saw blades

Suitable for
HM254 & HM254SPX



Description


Ø 254 x 30 / 25,4 x 2,8 mm / 48 Z
Ø 254 x 30 / 25,4 x 2,8 mm / 60 Z

Article number

7901200714


Barcode

4046664041399



Standard Works and finishing wood, chipboard, laminate and PVC

Special for aluminium and non-ferrous metals cutting. Thin wood slicing



2 SAW BLADE SET

TCT saw blades



Description

Ø 315 x 30 / 25,4 x 2,8 mm / 24 Z
Ø 315 x 30 / 25,4 x 2,8 mm / 48 Z

Article number

7901200716

Barcode

4046664042402



Standard Works and finishing wood, chipboard, laminate and PVC

Special for aluminium and non-ferrous metals cutting. Thin wood slicing.



MULTIFUNCTION SAW BLADES

Saw blade set (2-piece)

Description

Ø 216 x 30 x 2,8 / 1,8 mm / 40 Z

Article number

7901201706

Barcode

4046664120582

Saw blade set (3-piece)

Ø 255 x 30 x 2,8 / 2,2 mm / 48 Z

7901200721

4014915227922



80.5 – 91.5 cm



93.5 – 194.5 cm



UMF1550

UNIVERSAL BASE FRAME


- Working at an ergonomic height
- Robust yet compact lightweight design for easy transport and storage
- Stable device mounting that can be used universally for almost all makes
- Device mounting easy to secure for safe and ergonomic work
- Sturdy lateral extension for sawing long work pieces from 0.93 – 1.94 m (UMF1550)
- Sturdy lateral extension for sawing long work pieces from 1.0 – 1.65 m (UMF1600)
- Sturdy lateral extension for sawing long work pieces from 1.16 – 2.0 m (UMF2000)

SPECIFICATIONS

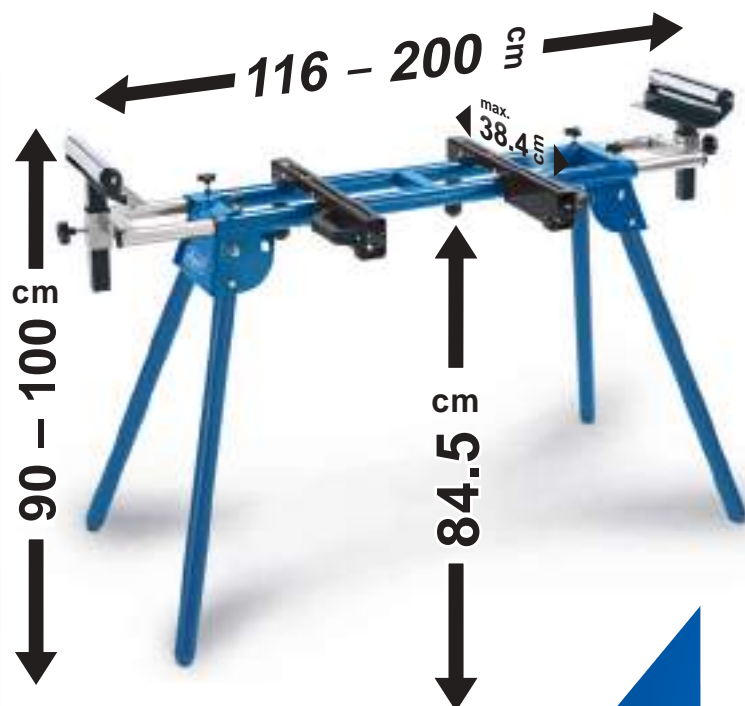
| | |
|----------------------|---------------------------------|
| Dimensions L x W x H | 935 – 1945 x 545 x 805 – 915 mm |
| Stand height | 763 mm |
| Extension | 935 – 1945 mm |
| Max. load capacity | 150 kg |

LOGISTICAL DATA

| | |
|----------------------|--------------------|
| Weight net / gross | 9.8 / 10.8 kg |
| Packaging dimensions | 910 x 250 x 150 mm |
| Article number | 5907107900 |
| Barcode | 4046664040521 |
| 20 Container | 880 pcs |
| 40 Container | 1810 pcs |
| 40 HQ Container | 2070 pcs |



UMF1600



UMF2000

SPECIFICATIONS

| | |
|----------------------|----------------------------------|
| Dimensions L x W x H | 1000 - 1650 x 580 x 810 - 910 mm |
| Stand height | 740 mm |
| Extension | 1000 - 1650 mm |
| Max. load capacity | 200 kg |

LOGISTICAL DATA

| | |
|----------------------|---------------------|
| Weight net / gross | 12.3 / 13.2 kg |
| Packaging dimensions | 1075 x 260 x 190 mm |
| Article number | 5907103900 |
| Barcode | 4046664031888 |
| 20 Container | 540 pcs |
| 40 Container | 1140 pcs |
| 40 HQ Container | 1320 pcs |

SPECIFICATIONS

| | |
|----------------------|-----------------------------------|
| Dimensions L x W x H | 1160 - 2000 x 632 x 900 - 1000 mm |
| Stand height | 845 mm |
| Extension | 1160 - 2000 mm |
| Max. load capacity | 250 kg |

LOGISTICAL DATA

| | |
|----------------------|---------------------|
| Weight net / gross | 13.5 / 15 kg |
| Packaging dimensions | 1240 x 290 x 200 mm |
| Article number | 5907102900 |
| Barcode | 4046664031499 |
| 20 Container | 480 pcs |
| 40 Container | 970 pcs |
| 40 HQ Container | 1120 pcs |

10" TABLE TOP CROSS-CUT MITRE SAW

- Lightweight **die cast aluminium** design for easy transport
- Powerful **1800 W motor** provides various cutting applications
- **Tilting saw blade from 0 – 45°**
- Compact bench top design fits conveniently in small workshop environments
- **The 60 tooth, carbide tipped blade** stays sharp and makes clean cuts
- **Torsion resistant design and top quality construction**
- Featuring two modes: mitre saw and table saw, making it suitable for a variety of cutting applications
- Dust collection bag for a clean working area

3in1

- ✓ Circular table saw
- ✓ Chop saw
- ✓ Mitre saw

**SPECIFICATIONS**

| | |
|----------------------------------|--------------------|
| Dimensions L x W x H | 730 x 465 x 630 mm |
| Saw blade diameter | 254 mm |
| Motor speed | 5000 rpm |
| Cutting width – cross cutting 90 | 110 / 70 mm |
| Cutting depth – cross cutting 45 | 70 / 40 mm |
| Cutting height – table mode 90° | 46 mm |
| Table size | 460 x 335 mm |
| Motor | 220 – 240 V~ |
| Input | 1800 W |

LOGISTICAL DATA

| | |
|----------------------|--------------------|
| Weight net / gross | 19 / 24 kg |
| Packaging dimensions | 660 x 580 x 410 mm |
| Article number | 5901103901 |
| Barcode | 4046664031864 |
| 20 Container | 170 pcs |
| 40 Container | 360 pcs |
| 40 HQ Container | 440 pcs |



EXAMPLES OF USE SUITABLE FOR

Boards

Laminate /
panelling



Timber joists



Sheet material



SPECIAL FEATURES



PRODUCT-DETAILS

Cutting width at 90°



Cutting height at 45°

Blade Ø 254 x 30 mm
60 teeth

Motor speed 5000 rpm



1800 W




220 – 240 V~ / 50 Hz



Compact design




3in1
Easy re-tooling



210 MM CIRCULAR TABLE SAW

- Compact circular table saw for precise cutting of joists and profiled boards as well as for longitudinal cuts and mitre cuts
- **Powerful 1500 W motor** with protection against overload
- Hand wheel for comfortable cutting height adjustment
- **Integrated connection for an extraction system**
- Saw blade is steplessly adjustable from 0 to 45° to ensure precise mitre cuts
- Cutting height at 90° max. 70 mm / at 45° max. 54 mm
- **Compact design** – ideal for mobile use
- Mitre gauge can be adjusted from -60° to +60° – ideal for mitre cuts
- Longitudinal stop secured on both sides and integrated scale ensure precise cuts
- Saw blade with a diameter of 210 mm, 4800 rpm ensures precise cutting results
- Maximum work safety ensured by **saw blade guard**
- **Includes mitre gauge, longitudinal stop and push stick**



SPECIFICATIONS

| | |
|----------------------|-----------------------------|
| Dimensions L x W x H | 545 x 460 x 380 mm |
| Saw blade dimensions | Ø 210 x Ø30 x 2.6 mm / 24 Z |
| Blade speed | 4800 rpm |
| Table size | 485 x 445 mm |
| Cutting depth at 90° | 70 mm |
| Cutting depth at 45° | 54 mm |
| Motor | 220 – 2400 V~ |
| Input | 1500 W |

LOGISTICAL DATA

| | |
|----------------------|--------------------|
| Weight net / gross | 10.5 / 12 kg |
| Packaging dimensions | 545 x 500 x 320 mm |
| Article number | 5901327901 |
| Barcode | 4046664231035 |
| 20 Container | 308 pcs |
| 40 Container | 644 pcs |
| 40 HQ Container | 736 pcs |



EXAMPLES OF USE

SUITABLE FOR

Beams



Profiled boards



Boards



Longitudinal cuts



Mitre cuts



Hand wheel for convenient cutting height adjustment.



Compact, space-saving design – ideal for mobile use.



Mitre gauge can be adjusted from -60° to +60° – ideal for mitre cuts.



Longitudinal stop secured on both sides and integrated scale ensure particularly precise cuts.



PRODUCT DETAILS

Cutting height
max 90° : 70 mm



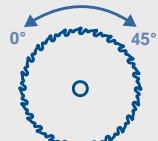
Cutting height
max. 45° : 54 mm



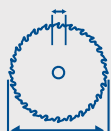
Compact
Design



Saw blade can be adjusted
from 0 to 45°



Saw blade
210 x 30 x 2.6 mm



Overload protection



Compact circular table saw for
precise cutting of joists, profiled
boards etc.



Saw blade can be steplessly adjusted
from 0 to 45° to ensure exact mitre cuts.



8" CIRCULAR TABLE SAW

- Large saw blade with a diameter of 210 mm
- High-performance 1500 W motor
- Extendable table extension with fold-out legs for sawing wider work pieces
- Max. cutting height 48 mm
- Tilting saw blade from 0 – 45°
- Compact dimensions, also suitable for small workshops
- Carbide saw blade for consistent and precise results
- Maximum work safety ensured by saw blade guard
- Mitre gauge and fence as standard



Height and
angle adjustment

Saw blade diameter 210 mm

Foldable legs,
extension
table (standard)

Fence

1500 W motor



SPECIFICATIONS

| | |
|----------------------|----------------------------|
| Dimensions L x W x H | 525 x 470 x 420 mm |
| Saw blade dimensions | Ø 210 x Ø 30 x 2.6 mm, 24T |
| Blade speed | 4800 rpm |
| Table size | 485 x 445 mm |
| Cutting depth at 90° | 48 mm |
| Cutting depth at 45° | 45 mm |
| Motor | 220 - 240 V~ |
| Input | 1500 W |

LOGISTICAL DATA

| | |
|----------------------|--------------------|
| Weight net / gross | 14 / 16 kg |
| Packaging dimensions | 545 x 500 x 360 mm |
| Article number | 5901302901 |
| Barcode | 4014915080077 |
| 20 Container | 264 pcs |
| 40 Container | 576 pcs |
| 40 HQ Container | 672 pcs |



EXAMPLES OF USE

SUITABLE FOR

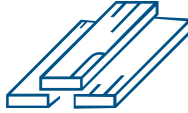
Beams



Profiled boards



Boards



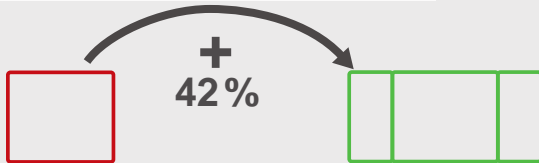
Longitudinal cuts



Mitre cuts



The saw table shelving area of the HS80 is approximately 42% bigger than that of other manufacturers.



Traditional manufacturers

HS80

Transverse cutting gauge

Adjustable +60° to -60°



PRODUCT DETAILS

Cutting height
max. 90°: 48 mm



Cutting height
max. 45°: 45 mm



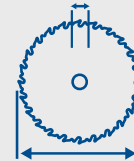
Table width
extension
(left)



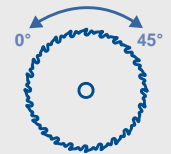
Compact design



Saw blade 210 mm x 30
mm x 2.6 mm 24 Z



Swivelling saw
blade 0 - 45 °



Dust-free working
using 2 extraction points



Table width extension
ensures additional shelving area



10" CIRCULAR TABLE SAW

- High-performance 2000 W motor
- Table extensions increase the space on the left and right
- Table height 830 mm, table dimensions 563 x 583 mm
- Standard base frame with non-slip rubber feet
- Cutting height up to 85 mm
- Carbide saw blade with a diameter of 250 mm
- Tilting saw blade from 0 – 45°
- Heights and angles can be adjusted with a hand wheel
- Includes saw blade guard, sawblade with 24 teeth (pre-assembled), sawblade with 48 teeth, mitre gauge and fence



Mitre gauge



INCLUDED

SPECIFICATIONS

| | |
|---------------------------|---------------------------------|
| Dimensions L x W x H | 894 x 630 x 1030 mm |
| Saw blade dimensions | Ø 250 x Ø 30 x 2.8 mm, 24Z, 48Z |
| Blade speed | 5000 rpm |
| Table size | 563 x 583 mm |
| Table size with extension | 894 x 583 mm |
| Table height | 830 mm |
| Cutting depth at 90° | 85 mm |
| Cutting depth at 45° | 65 mm |
| Motor | 220 - 240 V~ / 50 Hz |
| Input | 2000 W |

LOGISTICAL DATA

| | |
|----------------------|--------------------|
| Weight net / gross | 19 / 22 kg |
| Packaging dimensions | 710 x 620 x 330 mm |
| Article number | 5901310905 |
| Barcode | 4046664064381 |
| 20 Container | 189 pcs |
| 40 Container | 399 pcs |
| 40 HQ Container | 453 pcs |



EXAMPLES OF USE

SUITABLE FOR

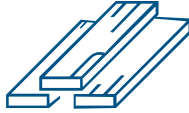
Beams



Profiled boards



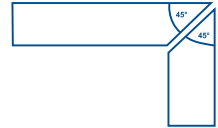
Boards



Longitudinal cuts



Mitre cuts




Very sturdy, thanks to frame and non-slip rubber feet.



The HS100S has a maximum cutting height of 85 mm and can effortlessly process softwood as well as hardwood.



Ergonomic working posture, thanks to a table height of 830 mm.



The table width extensions on both sides allow processing of large work pieces.



PRODUCT DETAILS

Cutting height
max. 90°: 85 mm



Cutting height
max. 45°: 65 mm



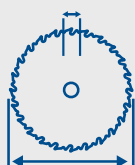
Table width extension
(left and right)



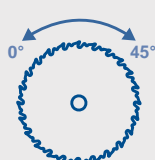
Ergonomic table
height 830 mm



Saw blade
255 mm x 30 mm x 2.8 mm



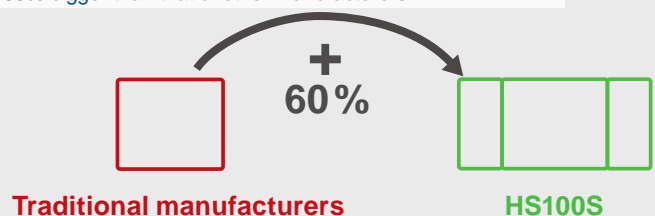
Swivelling saw blade
0 - 45°



Dust can be extracted directly from the housing or saw blade guard. This allows working in particularly low-dust conditions.




The saw table shelving area of the HS100S is approximately 60% bigger than that of other manufacturers.



254 MM CIRCULAR TABLE SAW

- High-performance circular table saw for precise cutting of joists and profiled boards as well as for longitudinal cuts and mitre cuts
- **Powerful 2200 W motor** with protection against overload
- Ergonomic posture and stable positioning, thanks to the robust base made of sheet steel
- Hand wheel for comfortable and stepless height adjustment
- **Integrated connection for an extraction system**
- Saw blade is steplessly adjustable from 0 to 45° to ensure precise mitre cuts
- Cutting height at 90° max. 85 mm / at 45° max. 63 mm
- **The table width extensions on both sides** allow processing of large work pieces
- Mitre gauge can be adjusted from -60° to +60° – ideal for mitre cuts
- Longitudinal stop and integrated scale ensure precise cuts
- Saw blade with a diameter of 254 mm, 24 teeth, 5,300 rpm ensures precise cutting results
- Maximum work safety ensured by saw blade guard
- **Includes mitre gauge, longitudinal stop, push stick and saw blade with 24 teeth**



SPECIFICATIONS

| | |
|---------------------------|-----------------------------|
| Dimensions L x W x H | 930 x 935 x 1000 mm |
| Saw blade dimensions | Ø 254 x Ø 30 x 2.6 mm, 24 Z |
| Blade speed | 5300 rpm |
| Table size with extension | 630 x 935 mm |
| Table height | 880 mm |
| Cutting depth at 90° | 85 mm |
| Cutting depth at 45° | 63 mm |
| Motor | 220 – 240 V~ |
| Input | 2200 W |

LOGISTICAL DATA

| | |
|----------------------|--------------------|
| Weight net / gross | 23 / 24.5 kg |
| Packaging dimensions | 670 x 570 x 320 mm |
| Article number | 5901326901 |
| Barcode | 4046664223269 |
| 20 Container | 245 pcs |
| 40 Container | 476 pcs |
| 40 HQ Container | 544 pcs |



EXAMPLES OF USE

SUITABLE FOR

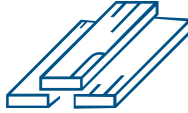
Beams



Profiled boards



Boards



Longitudinal cuts



Mitre cuts



Saw blade can be steplessly adjusted from 0 to 45° to ensure exact mitre cuts.



Thanks to the extra large work table with a continuous scale, bigger work pieces can also be processed precisely.



PRODUCT DETAILS

Cutting height
max 90° : 85 mm



Cutting height
max. 45° : 63 mm



Table width extension
left and right



Saw blade can be adjusted
from 0 to 45°



Ergonomic table height
880 mm



Saw blade
254 mm x 30 mm x 2,6 mm



Softstart

Saw blade speed 5,300 rpm

SOFT
START



The table width extensions on both sides
allow processing of large work pieces.



Mitre gauge can be adjusted from -60° to +60° –
ideal for mitre cuts.



10" CIRCULAR TABLE SAW

- Powerful 2000 W motor
- Table dimensions 530 x 640 mm, height without base frame 335 mm
- Adjustable table extensions increase the support surface on the left and the right
- Foldable frame with wheels for easy transport and space-saving storage
- Cutting height, depending on the angle, up to 83 mm
- Carbide saw blade with Ø 255 mm
- Height and angle adjustment with handwheel
- Including saw blade protection, sliding carrier plate, mitre gauge and fence



LOGISTICAL DATA

| | |
|--------------------------------|--------------------|
| Weight net / gross | 28 / 33 kg |
| Packaging dimensions L x B x H | 910 x 750 x 370 mm |
| Article number | 59013209942 |
| Barcode | 4046664116080 |
| 20 Container | 108 pcs |
| 40 Container | 228 pcs |
| 40 HQ Container | 270 pcs |

SPECIFICATIONS

| | |
|---------------------------|----------------------------|
| Dimensions L x W x H | 1090 x 760 x 1140 mm |
| Saw blade dimensions | Ø 255 x Ø 30 x 2.8 mm, 24T |
| Blade speed | 4500 rpm |
| Table size | 530 x 640 mm |
| Table size with extension | 742 – 1195 x 640 mm |
| Tilt angle | 0 – 45° |
| Table height | 915 mm |
| Cutting height at 90° | 83 mm |
| Cutting height at 45° | 58 mm |
| Engine | 220 – 240 V~ / 50 Hz |
| Engine output | 2000 W |
| Motor speed | 4500 rpm |



EXAMPLES OF USE

SUITABLE FOR

Beams



Profiled boards



Boards



Longitudinal cuts



Mitre cuts



PRODUCT DETAILS

Cutting height
max. 90°: 83 mm



Cutting height
max. 45°: 58 mm



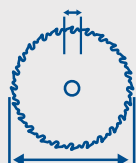
Table width
extension
(left and right)



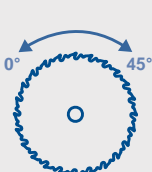
Ergonomic table
height 915 mm



Saw blade
255 mm x 30 mm x 2.8 mm



Swivelling saw
blade 0 - 45 °



Foldable base ensures easy transport and space-saving storage.



The HS115 has a maximum cutting height of 83 mm and can effortlessly process softwood as well as hardwood.



Thanks to adjustable table width extensions on both sides, processing of large work pieces is possible.



The integrated sliding table ensures flexible adjustment to different requirements.



Using the **sliding table**, it is possible to process work pieces that are **twice** as wide/ large compared with **traditional saws**.

10" CIRCULAR TABLE SAW

- Powerful 2000 Watt motor
- Pull-out table width extension for enhanced stability when cutting large workpieces
- Crosscutting mitre to make versatile cross-cuttings
- Base frame included
- Max cutting depth: 80 mm
- Carbide saw blade for consistent and precise cutting results
- 2in1 hand wheel for quick height and micro-bevel adjustments
- Includes safety blade guard, mitre gauge and fence
- On board storage for included and assembly tools



SPECIFICATIONS

| | |
|---------------------------|----------------------------|
| Dimensions L x W x H | 720 x 680 x 1130 mm |
| Saw blade dimensions | Ø 255 x Ø 30 x 2.8 mm, 60T |
| Blade speed | 4800 rpm |
| Table size with extension | 565 x 675 mm |
| Cutting depth at 90° | 80 mm |
| Cutting depth at 45° | 55 mm |
| Motor | 220 – 240 V~ |
| Input | 2000 W |

LOGISTICAL DATA

| | |
|----------------------|--------------------|
| Weight net / gross | 29 / 33 kg |
| Packaging dimensions | 750 x 680 x 370 mm |
| Article number | 5901308901 |
| Barcode | 4046664034988 |
| 20 Container | 144 pcs |
| 40 Container | 306 pcs |
| 40 HQ Container | 357 pcs |



EXAMPLES OF USE

SUITABLE FOR

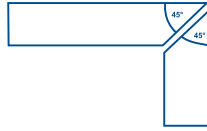
Beams



Profiled boards



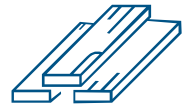
Mitre cuts



Longitudinal cuts



Boards



Wheels and trolley function for easy transport and mobile use.




The table width extension can be adjusted to the right to a max. of 1045 mm.



The HS105 has a maximum cutting height of 80 mm.



Ergonomic working posture, thanks to a table height of 910 mm.



PRODUCT DETAILS

Cutting height
max. 90°: 80 mm



Cutting height
max. 45°: 55 mm



Table width extension right



Swivelling saw blade
0 - 45°



Ergonomic table height
910 mm



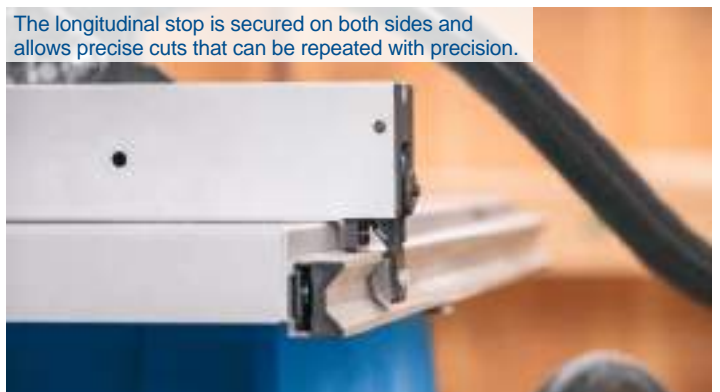
Saw blade specification
255 mm x 30 mm x 2.8 mm



Dust can be extracted directly from the housing or saw blade guard. This allows working in particularly low-dust conditions.



The longitudinal stop is secured on both sides and allows precise cuts that can be repeated with precision.



12" CIRCULAR TABLE SAW

- Powerful 2800 W – 400 V~ (2200 W – 230 V~) induction motor
- Sliding table carriage standard
- Sturdy, powder-coated sheet steel design and galvanised table-top
- Table length extension and table width extension
- Blade guard with suction hose outlet
- Fully adjustable blade height by easy use of handwheel
- Max. 83 mm cutting depth
- 2 long life TCT blades – Ø 315 mm for precise cutting results
- Saw blade guard for enhanced security
- Sturdy fence
- Foldable handles and wheels for easy transport



2 power settings




230 V~ / 50 Hz

400 V~ / 50 Hz

2200 W

2800 W



SPECIFICATIONS

| | | |
|---------------------------|--|--------|
| Dimensions L x W x H | 1750 x 1240 x 1150 mm | |
| Saw blade dimensions | Ø 315 x Ø 30 x 3 mm, 24T Ø 315 x Ø 30 x 3.2 mm, 48T | |
| Blade speed | 2800 rpm | |
| Motor speed | 2800 rpm | |
| Table size | 800 x 550 mm | |
| Table height | 850 mm | |
| Cutting depth at max. 90° | 83 mm | |
| Cutting depth at max. 45° | 49 mm | |
| Saw blade adjustable | 0 – 45° | |
| Sliding table guide rail | 960 mm | |
| Motor | 230 V~ | 400 V |
| Input | 2200 W | 2800 W |

LOGISTICAL DATA

| | | |
|----------------------|---------------------|--------------------|
| Weight net / gross | 55 / 61 kg (230 V~) | 58 / 64 kg (400 V) |
| Packaging dimensions | 890 x 610 x 450 mm | |
| Article number | 4901305901 (230 V~) | 4901305902 (400 V) |
| Barcode | 4014915082040 | 4014915082057 |
| 20 Container | 110 pcs | |
| 40 Container | 225 pcs | |
| 40 HQ Container | 225 pcs | |



INCLUDED



EXAMPLES OF USE

SUITABLE FOR

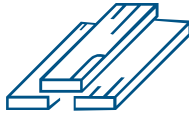
Beams



Profiled boards



Boards



Longitudinal cuts



Mitre cuts



The saw table shelving area of the TS310 is approximately 230% bigger than that of other manufacturers.




Table length and width extension
ensures additional shelving area



PRODUCT DETAILS

Cutting height
max. 90°: 83 mm



Cutting height
max. 45°: 53 mm



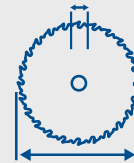
Table length and width
extension (to the right
and to the rear)



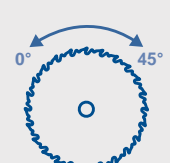
Ergonomic table
height 850 mm



Saw blade
315 mm x 30 mm x 3 / 3.2 mm



Swivelling saw blade
0 - 45 °



Wheels
easy to manoeuvre

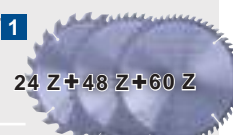



Sliding table



length 960 mm, transverse stop
adjustable from 0-45°






HS80

| | Description | Article number | Barcode | |
|--------------------------------|---|----------------|---------------|--|
| 1 Saw blades | Ø 210 x 30 / 25.4 x 2.2 mm / 24 T Ø 210 x 30 / 25.4 x 2.2 mm / 48 T Ø 210 x 30 / 25.4 x 2.2 mm / 60 T | 7901200715 | 4046664041405 | 1  |
| 2 Electrical push stick | | 7901302701 | 4046664064190 | 2  |

HS100S

| | Description | Article number | Barcode | |
|--------------------------------|----------------------------------|----------------|---------------|--|
| 1 Saw blade | Ø 250 x 30 x 2.8 / 1.8 mm / 24 T | 3901306701 | 4046664009504 | 1  |
| 2 Electrical push stick | | 7901302701 | 4046664064190 | 2  |


HS105

| | Description | Article number | Barcode | |
|--------------------------------|--|----------------|---------------|--|
| 1 Saw blades | Ø 254 x 30 / 25.4 x 2.8 mm / 48 T Ø 254 x 30 / 25.4 x 2.8 mm / 60 T | 7901200714 | 4046664041399 | 1  |
| 2 Saw blade | Ø 255 x 30 x 2.8 / 48 T | 3901306701 | 4046664009504 | 2  |
| 3 Electrical push stick | | 7901302701 | 4046664064190 | 3  |



TS310

| | Description | Article number | Barcode |
|--------------------------------|--|----------------|---------------|
| 1 Saw blades | Ø 315 x 30 / 25.4 x 2.8 mm / 24 T Ø 315 x 30 / 25.4 x 2.8 mm / 48 T | 7901200716 | 4046664042402 |
| 2 Saw blade | Ø 315 x 30 x 3 x 2 mm / 24 T | 3901302701 | 4046664002314 |
| 3 Saw blade | Ø 315 x 30 x 3 x 2 mm / 48 T | 3901302702 | 4046664002314 |
| 4 Electrical push stick | | 7901302701 | 4046664064190 |



MULTIFUNCTION SAW BLADES

| | Description | Article number | Barcode |
|-------------------------|----------------------------------|----------------|---------------|
| Saw blade set (2-piece) | Ø 216 x 30 x 2.8 / 1.8 mm / 40 T | 7901201706 | 4046664120582 |
| Saw blade set (3-piece) | Ø 255 x 30 x 2.8 / 2.2 mm / 48 T | 7901200721 | 4014915227922 |



SCROLL SAW

- Cutting height/depth: 50/406 mm
- Saw blade length 134 mm
- Work table can be tilted to 45°
- Adjustable stroke rate 500 – 1,700 rpm and 12 mm lifting height
- Flexible LED light to illuminate the work area
- Fits scroll saw and standard fret saw blades with lengths of 127 (134) mm
- Quick-release lever for easy saw blade replacement
- Low vibration for perfect and precise sawing results
- Unobstructed view of the work area, thanks to flexible blower nozzle
- Retaining device for work pieces to make guidance easier
- Storage space for saw blades



SPECIFICATIONS

| | |
|----------------------------|--------------------|
| Dimensions L x W x H | 630 x 295 x 370 mm |
| Table size L / W | 255 x 415 mm |
| Table adjustment | 0° – 45° |
| Stroke speed | 500 – 1700 rpm |
| Cutting height / depth | 50 / 406 mm |
| Suction connector diameter | 35 mm |
| Motor | 220 – 240 V~ |
| Input | 120 W |

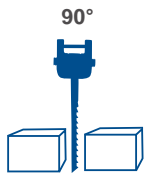
LOGISTICAL DATA

| | |
|----------------------|--------------------|
| Weight net / gross | 12.7 / 14.8 kg |
| Packaging dimensions | 655 x 285 x 365 mm |
| Article number | 5901403903 |
| Barcode | 4046664037040 |
| 20 Container | 402 pcs |
| 40 Container | 864 pcs |
| 40 HQ Container | 1008 pcs |



USES

SAWING



Blower nozzle allows an unobstructed view of the work piece



MATERIALS TO PROCESS



Wood



Plastic



Metal

PRODUCT DETAILS

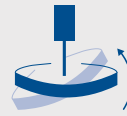
Cutting high 50 mm
Cutting depth 406 mm



Quick-clamp lever



Can be angled to one side



0 – 45 Grad

Variable speed



500 – 1700 min⁻¹

LED lamp



Size worktable



415 x 255 mm

Workpiece retainer



Lifting height 12 mm



Ideal for delicate projects



Practical storage compartment for saw blades



16" SCROLL SAW WITH FOOT PEDAL

- Solid base for stability
- Cutting height/depth: 50 / 406 mm
- Aluminium work table can be adjusted by up to +45°
- Variable speed of 500 – 1700 rpm and 12 mm lifting height
- Flexible and large LED work lamp to illuminate the entire work area
- Holds jigsaw and coping saw blades with lengths of 127 (134) mm
- Quick-clamp lever for easy saw blade replacement
- Workpiece retainer to guide the workpiece easily when sawing cut-outs
- Low vibration for optimum and precise sawing results
- Flexible blowing nozzle for a clear view of the work area
- Two-handed workpiece guidance by controlling the machine run using wide foot switches



SPECIFICATIONS

| | |
|----------------------------|--------------------|
| Dimensions L x W x H | 630 x 295 x 370 mm |
| Table size L / W | 415 x 255 mm |
| Table adjustment | 0° – 45° |
| Stroke speed | 500 – 1700 rpm |
| Cutting height / depth | 50 / 406 mm |
| Suction connector diameter | 35 mm |
| Motor | 220 – 240 V~ |
| Input | 120 W |

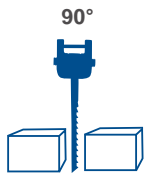
LOGISTICAL DATA

| | |
|----------------------|--------------------|
| Weight net / gross | 13.3 / 14.9 kg |
| Packaging dimensions | 655 x 285 x 365 mm |
| Article number | 5901407901 |
| Barcode | 4046664107460 |
| 20 Container | 402 pcs |
| 40 Container | 864 pcs |
| 40 HQ Container | 1008 pcs |



USES

SAWING



MATERIALS TO PROCESS



PRODUCT DETAILS

Cutting high



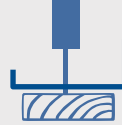
50 mm

Cutting depth



406 mm

Workpiece retainer



Variable speed



500 – 1700 min⁻¹

Foot pedal



Size worktable



255 x 415 mm

LED lamp



Quick-clamp lever



ADVANTAGES OF A FOOT PEDAL

- Easy to operate – power stays on as long as foot pressure is applied
- Keep both hands free to control your work at all times
- Turn machine on and off instantly simply by stepping on or off the pedal
- Generous 1300 mm cord length



Practical storage compartment for saw blades

DECO SL / DECO FLEX SL / DECO SWITCH / DECO MAX

| | Description | Article number | Barcode |
|---|---|----------------------------------|---|
| 1 Tool set (plastic-box) for DECO SWITCH and DECO MAX | 64 pcs. | 3901402701 | 4046664031284 |
| 2 Universal saw blade set | 5 x 12 pcs. | 88000010 | 4014915038030 |
| 3 Saw blades 6 pcs. | Ø 135 x 2 x 0.25 mm / 25 T Ø 135 x 2 x 0.25 mm / 18 T Ø 135 x 2 x 0.5 mm / 10 T | 88000011 88000012 88000013 | 4014915038085 40149150380812 40149150380829 |




DECO SL / DECO FLEX SL / DECO SWITCH / DECO MAX

| | Description | Article number | Barcode |
|---|--|----------------|---------------|
| 4 Universal saw blades | 12 pcs., 130 x 1.03 x 0.38 mm / 38 T | 88001509 | 4014915033844 |
| 5 Sanding belt set for scroll saws | 6 pcs., suitable for scroll saws with 1 27 mm pin ends 2 x grit 100, 2 x grit 180, 2 x grit 240 | 7901403704 | 4014915230496 |

4



5



80 MM BAND SAW

- Compact band saw **for rough sawing work as well as delicate projects** – ideal for rip sawing, for angled and curved cuts
- **Powerful 350 W induction motor**, 1400 rpm
- Robust steel construction
- Double-clamped parallel stop with quick-release fastener for precise, straight cuts
- Cutting height max. 80 mm at an angle of 90°
- Large work table, 300 x 300 mm, to ensure safe work, even with large work pieces
- Maximum throat 200 mm
- Steplessly adjustable saw table up to 45° – ideal for mitre cuts
- Ball-bearing mounted guides ensure exact results
- Connection for external dust extraction
- **Compact design** – ideal as a space-saving table model
- Saw band speed 880 m/min
- Dustproof on/off safety switch
- Suitable for conventional saw bands with a width of 6 to 12 mm
- **Includes mitre gauge and push stick**



INCLUDED



SPECIFICATIONS

| | |
|----------------------------|-------------------|
| Dimensions L x W x H | 380 x 440 x 685mm |
| Table size | 300 x 300 mm |
| Table adjustment | 0° – 45° |
| Band wheel Ø | 200 mm |
| Saw blade length | 1400 mm |
| Cutting speed | 880 m/min |
| Thickness capacity / width | 80 / 200 mm |
| Motor | 230 – 240 V~ |
| Input | 350 W |

LOGISTICAL DATA

| | |
|----------------------|--------------------|
| Weight net / gross | 14.75 / 16.6 kg |
| Packaging dimensions | 720 x 260 x 350 mm |
| Article number | 5901513901 |
| Barcode | 4046664231295 |
| 20 Container | 384 pcs |
| 40 Container | 768 pcs |
| 40 HQ Container | 917 pcs |



APPLICATIONS

Ripping



Angular cut



Curved cut

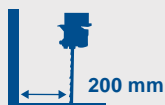


PRODUCT DETAILS

Cutting height




Throat



Saw band length



Saw band width



Saw band speed

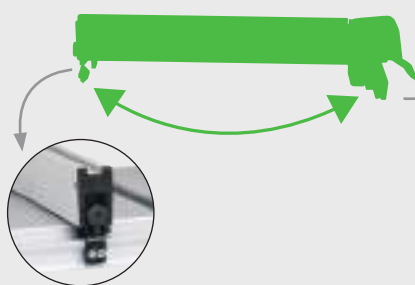


Band wheel diameter



The parallel stop can be positioned on either side and guarantees precise saw cuts. It can easily be locked using the quick-release fastener.

HBS25



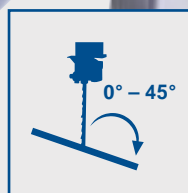
Traditional manufacturers



The sturdy saw table is perfect for extra large work pieces.



Angular cuts can be quickly and easily carried out, thanks to the saw table that can be steplessly adjusted.



EXAMPLES OF USE

Both softwood and hardwood can be easily processed with the HBS25.



Even delicate work can be effortlessly implemented, thanks to the different saw band widths.






Extendable saw table to ensure safe work, even with large work pieces.



Work table can be steppedly angled.

8" BAND SAW INCLUSIVE 3 BLADES

- High-performance **350 W induction motor** with consistent cutting speed for working quietly and ensuring precise cutting results
- Sturdy and spacious **extendable work table (300 x 380 – 520 mm)**
- Work table with **angle scale** can be continuously adjusted from **0° to 45°** for mitre angle
- **Fence** with quick-release fastener for exact adjustment and straight cuts
- Robust steel construction and **aluminium pressure die-cast work table**
- **Thickness capacity** for work pieces up to **80 mm**
- Optional cross stop for working safely
- Dustproof on/off safety switch
- **Connection** for external dust extraction
- Suitable for conventional **1400 mm band saw blades** from **6 - 12 mm** width
- Includes **3 band saw blades** with **6, 10 and 15 teeth per inch**



INCLUDED

SPECIFICATIONS

| | |
|----------------------------|--------------------|
| Dimensions L x W x H | 420 x 530 x 690 mm |
| Table size | 300 x 380 – 540 mm |
| Table adjustment | 0° – 45° |
| Band wheel Ø | 205 mm |
| Saw blade length | 1400 mm |
| Cutting speed | 900 m/min |
| Thickness capacity / width | 80 / 200 mm |
| Motor | 230 – 240 V~ |
| Input | 350 W |

LOGISTICAL DATA

| | |
|----------------------|--------------------|
| Weight net / gross | 19 / 21 kg |
| Packaging dimensions | 740 x 420 x 310 mm |
| Article number | 5901501905 |
| Barcode | 4046664073499 |
| 20 Container | 301 pcs |
| 40 Container | 630 pcs |
| 40 HQ Container | 720 pcs |



APPLICATIONS

Ripping



Angular cut



Curved cut




PRODUCT DETAILS

Cutting height



Throat



Saw band length



Saw band width



Saw band speed

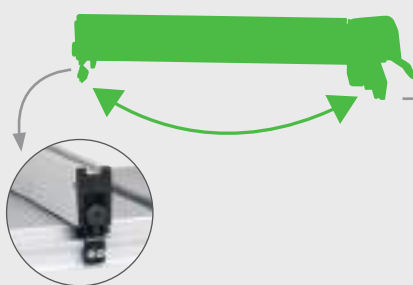


Band wheel diameter



The longitudinal stop can be positioned on either side and guarantees precise saw cuts. It can easily be locked using the quick-release lock.

HSB30

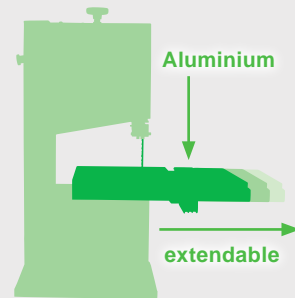


Traditional manufacturers

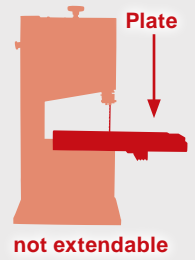


The sturdy extendable aluminium table is perfect for extra large work pieces.

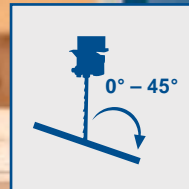
HSB30



Traditional manufacturers



Angular cuts can be quickly and easily carried out, thanks to the saw table that can be steplessly adjusted.



EXAMPLES OF USE

Both softwood and hardwood can be easily processed with the HSB30.



Even delicate work can be effortlessly implemented, thanks to the different saw band widths.





powerful motor



550 Watt

10" BAND SAW

- Compact band saw for rough sawing work as well as delicate projects – ideal for rip sawing, for angled and curved cuts
- **Powerful 550 W induction motor, 1,480 rpm**
- Robust steel construction
- **Double-clamped parallel stop with quick-release fastener for precise, straight cuts**
- **Cutting height max. 130 mm at an angle of 90°**
- **Large saw table, 307 x 315 mm – extendable to 520 mm – to ensure safe work, even with large work pieces**
- **Maximum throat 245 mm**
- **Steplessly adjustable saw table up to 45° – ideal for mitre cuts**
- Ball-bearing mounted guides ensure exact results
- Connection for external dust extraction
- Compact design – ideal as a space-saving table model
- **Two saw band speeds, 720 m/min and 1000 m/min**
- On/off switch with cover flap for a quick and safe stop of the band saw
- Suitable for conventional saw bands with a width of 6 to 13 mm
- **Includes saw band, transverse cutting gauge, push stick and parallel stop**



Two speeds

Mitre gauge

Pull-out die-cast
aluminium table

550 W motor

Double
clamped fence

INCLUDED

SPECIFICATIONS

| | |
|----------------------------|--------------------|
| Dimensions L x W x H | 570 x 475 x 845 mm |
| Table size | 307 x 315 – 520 mm |
| Table adjustment | 0° – 45° |
| Band wheel diameter | 250 mm |
| Saw blade length | 1790 mm |
| Cutting speed | 720 / 1000 m/min |
| Thickness capacity / width | 130 / 245 mm |
| Motor | 230 – 240 V~ |
| Input | 550 W |

LOGISTICAL DATA

| | |
|----------------------|--------------------|
| Weight net / gross | 22 / 24 kg |
| Packaging dimensions | 910 x 465 x 375 mm |
| Article number | 5901514901 |
| Barcode | 4046664237372 |
| 20 Container | 180 pcs |
| 40 Container | 390 pcs |
| 40 HQ Container | 455 pcs |



APPLICATIONS

Ripping



Angular cut



Curved cut

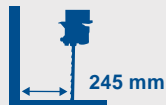


PRODUCT DETAILS

Cutting height



Throat



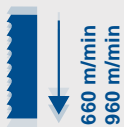
Saw band length



Saw band width



Saw band speed

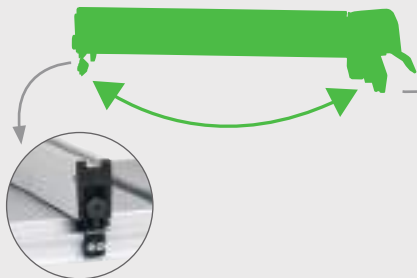


Band wheel diameter



The longitudinal stop can be positioned on either side and guarantees precise saw cuts. It can easily be locked using the quick-release lock.

HBS261

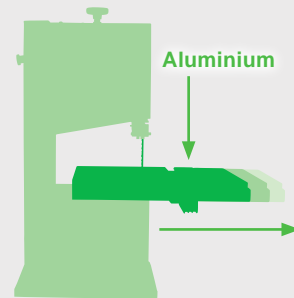


Traditional manufacturers

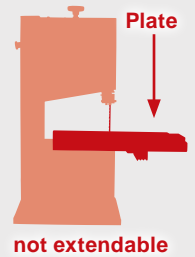


The sturdy extendable aluminium table is perfect for extra large work pieces.

HBS261



Traditional manufacturers



Guides with ball bearings ensure smooth running of the saw band.



Angular cuts can be quickly and easily carried out, thanks to the saw table that can be steplessly adjusted.



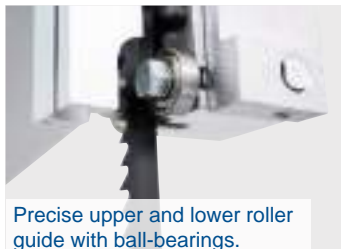
EXAMPLES OF USE

Both softwood and hardwood can be easily processed with the HBS261.



Even delicate work can be effortlessly implemented, thanks to the different saw band widths.





12" BAND SAW 2nd BLADE AND STAND INCLUDING

- Powerful **750 W induction motor** with consistent cutting speed for working quietly and ensuring precise cutting results
- Sturdy and spacious **extendable work table (400 x 500 – 860 mm)**
- **Solid base frame** ensures a comfortable working height and stable positioning
- Work table with **angle scale** can be **continuously adjusted from 0° to 45°** for mitre angle
- Long and solid fence with quick-release fastener for precise cutting results
- Robust steel construction and **aluminium pressure die-cast work table**
- **Large thickness capacity** for big work pieces **up to 170 mm**
- **Two speeds**, 360 m/min and 720 m/min, for different materials
- Dustproof on/off safety switch
- **Connection for external dust extraction**
- Includes mitre gauge and 2nd saw band

305 mm

schepach

Two speeds

360°



powerful motor



750 Watt

Mitre gauge

170 mm

Pull-out die-cast aluminium table

750 W motor

Work table can be continuously angled

Base frame (standard)

SPECIFICATIONS

| | |
|----------------------------|---------------------|
| Dimensions L x W x H | 840 x 590 x 1630 mm |
| Table size | 400 x 500 – 860 mm |
| Table adjustment | 0° – 45° |
| Band wheel diameter | 315 mm |
| Saw blade length | 2240 mm |
| Cutting speed | 720 / 360 m/min |
| Thickness capacity / width | 170 / 305 mm |
| Motor | 220 – 240 V~ |
| Engine power | 750 W |

LOGISTICAL DATA

| | |
|----------------------|---------------------|
| Weight net / gross | 59 / 61 kg |
| Packaging dimensions | 1100 x 400 x 500 mm |
| Article number | 5901503905 |
| Barcode | 4046664073703 |
| 20 Container | 120 pcs |
| 40 Container | 220 pcs |
| 40 HQ Container | 220 pcs |

INCLUDED



APPLICATIONS

Ripping



Angular cut



Curved cut



Even delicate work can be effortlessly implemented, thanks to the different saw band widths.

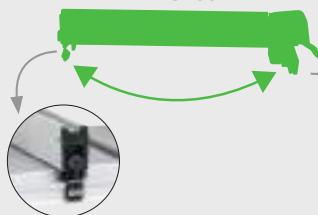


Both softwood and hardwood can be easily processed with the HBS400.



The longitudinal stop can be positioned on either side and guarantees precise saw cuts. It can easily be locked using the quick-release lock.

HBS400

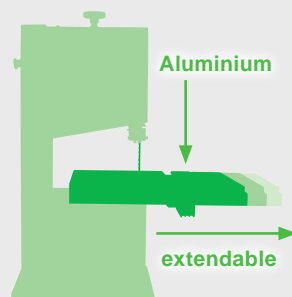


Traditional manufacturers

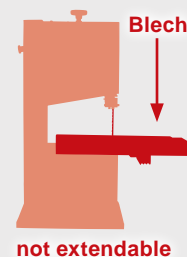


The sturdy extendable aluminium table is perfect for extra large work pieces.


HBS400



Traditional manufacturers



Guides with ball bearings ensure smooth running of the saw band.



Angular cuts can be quickly and easily carried out, thanks to the saw table that can be steplessly adjusted.

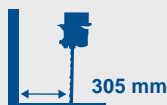


PRODUCT DETAILS

Cutting height



Throat



Saw band length



Saw band width



2 saw band speeds



Band wheel diameter



Scheppach BASA3

Oberklasse 1,3

Heimwerker
Praxis

1/22
Preis-Leistungs-Verhältnis: sehr gut

Testsieger

Heimwerker
Praxis

1/22

12" PROFESSIONAL BAND SAW

- Unique vario drive adjustable from 370 to 750 m/min
- Sturdy cast-iron table tiltable from -8° to +45°
- Triple roller precision blade guidance system above and below the table
- Balanced and ground band wheels with rubber facing
- Quick-clamping lever for saw blade
- Maximum cutting height: 205 mm
- Throat 306 mm
- Precision fence with magnified scale which can be set both left and right of saw blade
- Base frame with wheel kit included

2 power settings

220 – 240 V~ / 50 Hz

400 V~ / 50 Hz

1100 W

1100 W



QUICK CLAMPING
SYSTEM

Quick-lock clamping system for minimum down time when changing bandsaw blade.



Cutting height adjustment using hand wheel.



Leg stand with wheel kit included. Note the convenient pull out handle for easy manoeuvrability.



Cast iron table (standard)

Base frame (standard)

INCLUDED

LOGISTICAL DATA

| | | |
|----------------------|------------------------|--------------------|
| Weight net / gross | 79 / 84.5 kg | |
| Packaging dimensions | 1150 x 620 x 420 mm | |
| Article number | 1901503901 (230 V) | 1901503902 (400 V) |
| Barcode | 4014915079019 | 4014915079026 |
| 20 Container | 72 pcs | |
| 40 Container | 144 pcs | |
| 40 HQ Container | 180 pcs (with palette) | |

SPECIFICATIONS

| | | |
|----------------------------|----------------------|-------|
| Dimensions L x W x H | 610 x 1030 x 1660 mm | |
| Table size | 548 x 400 mm | |
| Table adjustment | -8° – 45° | |
| Band wheel diameter | 315 mm | |
| Saw blade length | 2360 mm | |
| Cutting speed | 370 – 750 m/min | |
| Thickness capacity / width | 205 / 306 mm | |
| Motor | 220 – 240 V~ | 400 V |
| Input | 1100 W | |



APPLICATIONS

Ripping



Angular cut



Curved cut




PRODUCT DETAILS

Cutting height




Throat




Saw band length



Saw band width




Vario drive



Band wheel diameter



Precision fence with magnified scale. Can be used on the left or on the right side of the saw blade.

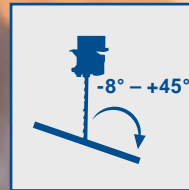


VARIO DRIVE


Unique vario drive. Adjustable speeds from 370 to 750 m/min.



Angle adjustment using tilt unit



Triple roller precision blade guidance system. Fitted above and below table.

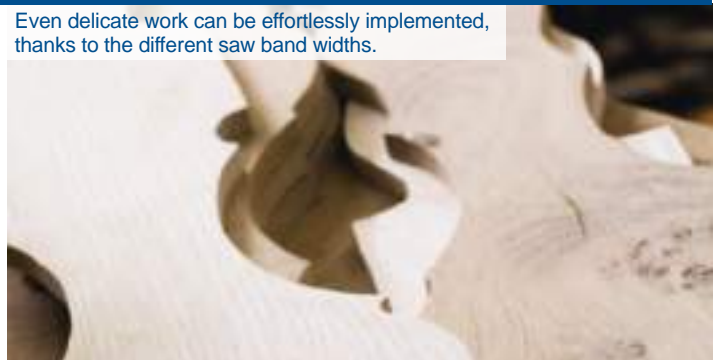


EXAMPLES OF USE

Both softwood and hardwood can be easily processed with the BASA3.



Even delicate work can be effortlessly implemented, thanks to the different saw band widths.



15" PROFESSIONAL BAND SAW

- Two speeds 700 and 1000 rpm for the most varying materials
- Sturdy cast-iron table tiltable from -17° to +45°
- Triple roller precision blade guidance system above and below the table
- Adjustable saw band guide via toothed rack
- Balanced and grinded band wheels with rubber facing
- Quick-clamping lever for saw blade
- Maximum cutting height: 250 mm
- Throat 375 mm
- Precision fence with magnified scale which can be set both left and right of saw blade
- Base frame with wheel kit included
- User-friendly table angle adjustment using innovative hand wheel and tilt unit

2 power settings

230 – 240 V~ / 50 Hz

400 V~ / 50 Hz

1500 W


1500 W



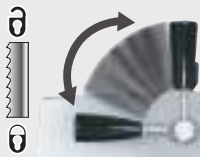
360°



2 SPEEDS



Two speeds 700 and 1000 rpm for a variety of materials.



QUICK CLAMPING SYSTEM

Quick-lock clamping system for minimum down time when changing bandsaw blade.

INCLUDED



LOGISTICAL DATA

| | | |
|----------------------|---------------------|--------------------|
| Weight net / gross | 107 / 114 kg | |
| Packaging dimensions | 1390 x 710 x 480 mm | |
| Article number | 5901504901 (230 V) | 5901504902 (400 V) |
| Barcode | 4046664064015 | 4046664064022 |
| 20 Container | 48 pcs | |
| 40 Container | 96 pcs | |
| 40 HQ Container | 96 pcs | |

SPECIFICATIONS

| | | |
|----------------------------|----------------------|-------|
| Dimensions L x W x H | 1050 x 600 x 1940 mm | |
| Table size | 400 x 548 mm | |
| Table adjustment | -17° – +45° | |
| Band wheel diameter | 380 mm | |
| Saw blade length | 2895 mm | |
| Cutting speed | 700 / 1000 m/min | |
| Thickness capacity / width | 250 / 375 mm | |
| Motor | 230 – 240 V~ | 400 V |
| Input | 1500 W | |



APPLICATIONS

Ripping



Angular cut



Curved cut



PRODUCT DETAILS

Cutting height




Throat




Saw band length



Saw band width



2 Saw band speeds



Band wheel diameter



The sturdy saw table made of grey cast iron is robust and perfectly supports the sawing process.




Leg stand with wheel kit included. Note the convenient pull out handle for easy manoeuvrability.



Patented table tilting mechanism. Tilting range from -17° to $+45^{\circ}$ degrees with precise single hand setting control.



Triple roller precision blade guidance system. Fitted above and below table.



EXAMPLES OF USE


Both softwood and hardwood can be easily processed.




Even delicate work can be effortlessly implemented, thanks to the different saw band widths.




HBS30

| | Description | Article number | Barcode |  |
|-----------------|-------------------------------|----------------|---------------|---|
| 1 Bandsaw blade | 1425 x 6.35 x 0.3 mm, 10 T/in | f | 4014915223795 | |
| 2 Bandsaw blade | 1425 x 6.35 x 0.3 mm, 15 T/in | 7901504610 | 4014915223801 | |
| 3 Bandsaw blade | 1425 x 6.35 x 0.3 mm, 6 T/in | 7901504611 | 4014915226666 | |


HBS261

| | Description | Article number | Barcode |  |
|-----------------|-----------------------------|----------------|---------------|---|
| 1 Bandsaw blade | 13 x 0.35 x 1790 mm, 6 T/in | 7901505702 | 4014915229797 | |

HBS400

| | Description | Article number | Barcode |  |
|-----------------|-----------------------------|----------------|---------------|---|
| 1 Mitre gauge | -60° to +60° | 4901501701 | 4046664038177 | |
| 2 Bandsaw blade | 13 x 0.5 x 2240 mm, 4 T/in | 7901501601 | 4014915229803 | |
| 3 Bandsaw blade | 6 x 0.5 x 2240 mm, 6 T/in | 7901501602 | 4014915229810 | |
| 4 Bandsaw blade | 6 x 0.35 x 2240 mm, 24 T/in | 7901501603 | 4014915229827 | |

BASA1

| | Description | Article number | Barcode |  |
|-----------------|------------------------------|----------------|---------------|--|
| 1 Mitre gauge | -60° to +60° | 7901501001 | 4046664042648 | |
| 2 Bandsaw blade | 10 x 0.36 x 1490 mm, 4 T/in | 7901504612 | 4014915229834 | |
| 3 Bandsaw blade | 10 x 0.36 x 1490 mm, 14 T/in | 7901501604 | 4014915229841 | |
| 4 Bandsaw blade | 6 x 0.36 x 1490 mm, 24 T/in | 7901501605 | 4014915229865 | |
| 5 Bandsaw blade | 6 x 0.36 x 1490 mm, 6 T/in | 7901501606 | 4014915229872 | |
| 6 Bandsaw blade | 3 x 0.45 x 1490 mm, 14 T/in | 7901501607 | 4014915229896 | |



BASA3

| | Description | Article number | Barcode |
|------------------------|-------------------------------|----------------|---------------|
| 1 Bandsaw blade | 12 x 0.5 x 2360 mm, 4 T/in | 7901501608 | 4014915229889 |
| 2 Bandsaw blade | 4,5 x 0.36 x 2360 mm, 14 T/in | 7901501609 | 4014915229902 |
| 3 Bandsaw blade | 6 x 0.5 x 2360 mm, 6 T/in | 7901501610 | 4014915230250 |
| 4 Bandsaw blade | 6 x 0.65 x 2360 mm, 22 T/in | 7901501611 | 4014915229858 |
| 5 Bandsaw blade | 12 x 0.5 x 2360 mm, 6 T/in | 7901501612 | 4014915229919 |
| 6 Bandsaw blade | 15 x 0.5 x 2360 mm, 4 T/in | 7901501613 | 4014915229926 |



BASA4

| | Description | Article number | Barcode |
|------------------------|-----------------------------|----------------|---------------|
| 1 Bandsaw blade | 10 x 0.05 x 2895 mm, 4 T/in | 7901501614 | 4014915229933 |
| 2 Bandsaw blade | 6 x 0.5 x 2895 mm, 6 T/in | 7901501615 | 4014915229940 |
| 3 Bandsaw blade | 15 x 0.5 x 2895 mm, 4 T/in | 7901501616 | 4014915229957 |



| | Description | Article number | Barcode |
|----------------------------|-------------|----------------|---------------|
| 1 Safety push stick | | 7901302701 | 4046664064190 |



TABLE ROUTER

- Compact tabletop model
- Variable speed control from 11500 to 24000 rpm
- Collets with diameters of 6, 8 and 12 mm
- Powerful 1500-watt engine
- Comes with angular stop and large aluminium stops as standard
- Table width extensions on both sides, table size 610 x 360 mm
- Spindle height adjustable from 0 to 40 mm



Infinitely variable
height adjustment



SPECIFICATIONS

| | |
|----------------------|------------------------|
| Dimensions L x W x H | 1030 x 450 x 530 mm |
| Table size | 610 x 360 mm |
| Speed | 11500 – 24000 rpm |
| Spindle height | 0 – 40 mm |
| Table inserts | 32 / 47.5 / 55 / 75 mm |
| Motor | 230 – 240 V~ / 50 Hz |
| Input | 1500 W |

LOGISTICAL DATA


| | |
|----------------------|--------------------|
| Weight net / gross | 20.5 / 24 kg |
| Packaging dimensions | 670 x 535 x 390 mm |
| Article number | 5902106901 |
| Barcode | 4046664137771 |
| 20 Container | 192 pcs |
| 40 Container | 384 pcs |
| 40 HQ Container | 432 pcs |



EXAMPLES OF USE

SUITABLE FOR DIFFERENT TYPES OF MILLING

Rounding



Chamfering




Flush milling



Grooving



Profile milling



Glue milling



Standard accessories ensure maximum safety



Sturdy, large aluminium stops

1030 mm

Extra large support area for long work pieces

PRODUCT DETAILS

Variable Speed
11500 – 24000 min⁻¹



Easy operation



Stepless height adjustment without tools



Powerful 1500-watt engine




Maximum milling diameter 50 mm



Compact



Direct extraction possible to ensure dust-free work



Milling infeed up to 40 mm



Practical table model including fixing option

6, 8 and 12 mm Ø collet as standard, also suitable for the most demanding requirements.




8" PLANER / THICKNESSER

- Combined planer thicknesser for small workshops
- Powerful **1250 W motor** for versatile use
- Compact table model
- **Two high-speed planer knives** for smooth and precise planing
- Vibration-absorbing rubber feet for secure positioning
- Easy height adjustment using hand crank

OPTIONAL ACCESSORIES

HSS PLANER KNIVES
Two-piece set



Article number: 3902202701
Barcode: 4046664000310



- ✓ Planing
- ✓ Thicknessing

**SPECIFICATIONS**

| | |
|-------------------------|--------------------|
| Dimensions L x W x H | 780 x 440 x 455 mm |
| Surfacing table size | 737 x 210 mm |
| Thicknessing table size | 350 x 204 mm |
| Number of blades | 2 |
| Planing shaft speed | 8000 rpm |

SURFACE PLANING

| | |
|--------------------|--------|
| Plane width max. | 204 mm |
| Stock removal max. | 2 mm |

THICKNESSING

| | |
|---------------------------------|----------------|
| Thickness capacity / width max. | 120 / 204 mm |
| Stock removal max. | 2 mm |
| Motor | 230 V~ / 50 Hz |
| Input | 1250 W |

LOGISTICAL DATA

| | |
|----------------------|--------------------|
| Weight net / gross | 23 / 25 kg |
| Packaging dimensions | 830 x 465 x 440 mm |
| Article number | 5902205901 |
| Barcode | 4046664037477 |
| 20 Container | 175 pcs |
| 40 Container | 350 pcs |
| 40 HQ Container | 420 pcs |





EXAMPLES OF USE

SUITABLE FOR WORK
WITH SOLID WOOD AND SOFTWOOD

Planks




Beams



Boards



The planing table can be adjusted up to 45°. This means timber can be planed from 90 to 130°.



THICKNESSING




2 mm
Chip take-off

2in1
Easy re-tooling

PRODUCT DETAILS

Powerful
1250 W motor



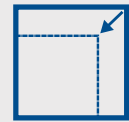
Planer fence
rotatable 0-45°



Robust



Space-saving



Planing table
350 x 204 mm



Planing table dimensions
737 x 210 mm



Planing width
204 mm



Admission height
120 mm




PLANING



The planing width is 204 mm and the thickness capacity 120 mm when using the planer thicknesser function.



Work pieces of a maximum width of 204 mm can be planed reliably and accurately.



8" PLANER / THICKNESSER

- Combined **planer thicknesser**
- High-performance **1500 W motor** for effortless planing and thicknessing
- Compact table model with a **thickness capacity / width of 120 and 204 mm**
- Two high-speed steel planer knives and a blade speed of 9000 rpm for smooth and precise planing
- Planer fence for precise angles of **90° to 135°**
- Vibration-absorbing rubber feet for sturdy positioning
- Precise height adjustment of the **thicknesser table using hand crank**

OPTIONAL ACCESSORIES**HSS PLANER KNIVES**

Two-piece set




Article number: 3902202701

Barcode: 4046664000310



- ✓ Planing
- ✓ Thicknessing

**SPECIFICATIONS**

| | |
|---------------------------------|----------------------|
| Dimensions L x W x H | 770 x 435 x 460 mm |
| Surfacing table size | 740 x 213 mm |
| Thicknessing table size | 270 x 250 mm |
| Number of blades | 2 |
| Planing shaft speed | 9000 rpm |
| SURFACE PLANING | |
| Plane width max. | 204 mm |
| Stock removal max. | 2.5 mm |
| THICKNESSING | |
| Thickness capacity / width max. | 120 / 204 mm |
| Stock removal max. | 2.0 mm |
| Motor | 230 – 240 V~ / 50 Hz |
| Input | 1500 W |

LOGISTICAL DATA

| | |
|----------------------|--------------------|
| Weight net / gross | 24 / 29 kg |
| Packaging dimensions | 850 x 455 x 430 mm |
| Article number | 5902210901 |
| Barcode | 4046664087632 |
| 20 Container | 160 pcs |
| 40 Container | 320 pcs |
| 40 HQ Container | 419 pcs |



EXAMPLES OF USE

SUITABLE FOR WORK
WITH SOLID WOOD AND SOFTWOOD

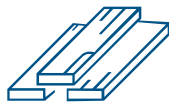
Planks



Beams




Boards



The HMS860 is perfect as a table model, thanks to the compact dimensions.




The HMS860 features a torsion-resistant, sturdy aluminium jointing fence. Traditional manufacturers merely have a metal stop.



PRODUCT DETAILS

Powerful
1500 W motor



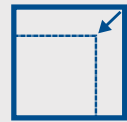
Planer fence
rotatable 0-45°



Robust



Space-saving



Planing table
220 x max. 350 mm



Planing table dimensions
740 x 213 mm



Planing width
204 mm



Admission height
120 mm



Sturdy aluminium stop

Cutterblock features 2 blades
and a speed of 9000 rpm

2.5 mm take off during
planing and 2 mm
during thicknessing



The planing width is 204 mm and the thickness capacity 120 mm when using the planer thicknesser function.



Work pieces with a maximum width of 204 mm
can be planed reliably and accurately.



10" PLANER / THICKNESSER

- Combined **planer thicknesser for small workshops**
- Powerful **1500 W motor** for versatile use
- Compact table model with a thickness capacity / width of **120 and 254 mm**
- Planer fence for precise angles of **90° to 135°**
- **Two high-speed planer knives** for smooth, precise planing
- **Easy height adjustment** using knob

OPTIONAL ACCESSORIES

HSS PLANER KNIVES
Two-piece set



Article number: 3902203701
Barcode: 4046664001881

2in1

- ✓ Planing
- ✓ Thicknessing

2 mm takeoff during
planing and 2 mm
during thicknessing

Extending,
height-adjustable
planing shaft guard

Height adjustment
using knob

1500 W motor

360°



SPECIFICATIONS

| | |
|----------------------------|--------------------|
| Dimensions L x W x H | 960 x 460 x 485 mm |
| Surfacing table size | 920 x 264 mm |
| Thicknessing table size | 380 x 254 mm |
| Number of blades | 2 |
| Planing shaft speed | 8500 rpm |
| SURFACE PLANING | |
| Plane width max. | 254 mm |
| Stock removal max. | 2 mm |
| THICKNESSING | |
| Thickness capacity / width | 120 / 254 mm |
| Stock removal max. | 2 mm |
| Motor | 230 V~ / 50 Hz |
| Input | 1500 W |

LOGISTICAL DATA

| | |
|----------------------|---------------------|
| Weight net / gross | 26 / 30.5 kg |
| Packaging dimensions | 1020 x 525 x 445 mm |
| Article number | 5902206901 |
| Barcode | 4046664015253 |
| 20 Container | 110 pcs |
| 40 Container | 230 pcs |
| 40 HQ Container | 276 pcs |



EXAMPLES OF USE

SUITABLE FOR WORK
WITH SOLID WOOD AND SOFTWOOD

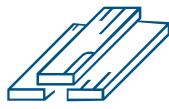
Planks



Beams




Boards



The HMS1070 is perfect as a table model, thanks to the compact dimensions




The HMS1070 features a torsion-resistant, sturdy aluminium jointing fence. Traditional manufacturers merely have a metal stop.



PRODUCT DETAILS

Powerful
1500 W motor



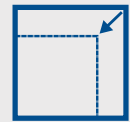
Planer fence
rotatable 0 – 45°



Robust



Space-saving



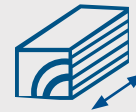
Planing table
380 x 254 mm



Planing table dimensions
920 x 264 mm



Planing width
254 mm



Admission height
120 mm



The planing width is 254 mm and the thickness capacity 120 mm when using the planer thicknesser function.



Work pieces with a maximum width of 254 mm can be planed reliably and accurately.



10" PLANER / THICKNESSER

- Combined planer thicknesser for small workshops
- High-performance **1500 W motor** for effortless planing and thicknessing
- Compact table model with an **with a thickness capacity / width of 120 / 254 mm**
- Two high-speed steel planer knives and apPlaning shaft speed of 9000 rpm for smooth and precise planing
- **Easy height adjustment** of the thicknesser table using hand crank
- Planer fence with **45° angle adjustment for precise angles of 90° to 135°**
- Vibration-absorbing rubber feet for sturdy positioning

OPTIONAL ACCESSORIES

HSS PLANER KNIVES
Two-piece set



Article number: 7902200608
Barcode: 4046664076582

2in1

- ✓ Planing
- ✓ Thicknessing



SPECIFICATIONS

| | |
|---------------------------------|----------------------|
| Dimensions L x W x H | 950 x 460 x 460 mm |
| Surfacing table size | 920 x 264 mm |
| Thicknessing table size | 350 x 270 mm |
| Number of blades | 2 |
| Planing shaft speed | 9000 rpm |
| SURFACE PLANING | |
| Plane width max. | 254 mm |
| Stock removal max. | 2 mm |
| THICKNESSING | |
| Thickness capacity / width max. | 120 / 254 mm |
| Stock removal max. | 2 mm |
| Motor | 230 – 240 V~ / 50 Hz |
| Input | 1500 W |

LOGISTICAL DATA

| | |
|----------------------|---------------------|
| Weight net / gross | 27 / 33 kg |
| Packaging dimensions | 1020 x 525 x 445 mm |
| Article number | 5902209901 |
| Barcode | 4046664073734 |
| 20 Container | 116 pcs |
| 40 Container | 244 pcs |
| 40 HQ Container | 305 pcs |



EXAMPLES OF USE

SUITABLE FOR WORK
WITH SOLID WOOD AND SOFTWOOD

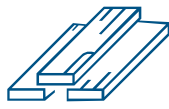
Planks



Beams



Boards



The HMS1080 is perfect as a table model, thanks to the compact dimensions




The HMS1080 features a torsion-resistant, sturdy aluminium jointing fence. Traditional manufacturers merely have a metal stop.



PRODUCT DETAILS

Powerful
1500 W motor



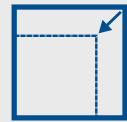
Planer fence
rotatable 0-45°



Robust



Space-saving



Planing table
350 x 270 mm



Planing table dimensions
920 x 264 mm



Planing width
254 mm



Admission height
120 mm



Sturdy aluminium stop

2 mm takeoff during
planing and 2 mm during
thickening

Cutterblock features 2 blades
and a speed of 9000 rpm



The planing width is 254 mm and the thickness capacity
120 mm when using the planer thickener function.



Work pieces with a maximum width of 254 mm
can be planed reliably and accurately.





- ✓ Planing
- ✓ Thicknessing

OPTIONAL ACCESSORIES

HS PLANER KNIVES
TWO-PIECE SET



2x

Article number: 7902200611
Barcode: 4046664238652

260 MM PLANER / THICKNESSER

- Combined planer thicknesser for processing planks, joists or boards
- Powerful, maintenance-free **2200 W induction motor**
- Planing width 260 mm / thickness capacity 160 mm
- **Suitable for softwood and hardwood**
- **Easy conversion from planer to thicknesser** without the need for tools
- **Convenient adjustment of the thickness capacity** using a hand crank
- Robust aluminium planer fence can be adjusted from 90 to 135° to ensure precise planing
- Planing table 1040 x 280 mm made of sturdy die-cast aluminium
- Planer thicknesser table 400 x 260 mm made of abrasion-resistant grey cast iron
- 2 high-speed steel planer knives, blade speed 6,500 rpm for smooth and precise planing
- **Low-dust working**, thanks to connection for dust extraction
- Base features transport handles and wheels to ensure sturdy positioning and easy transport



LOGISTICAL DATA

| | |
|----------------------|--------------------|
| Weight net / gross | 71 / 76 kg |
| Packaging dimensions | 640 x 430 x 560 mm |
| Article number | 5902214901 |
| Barcode | 4046664217589 |
| 20 Container | 120 pcs |
| 40 Container | 248 pcs |
| 40 HQ Container | 256 pcs |

SPECIFICATIONS

| | |
|---------------------------------|------------------------|
| Dimensions L x W x H | 1110 x 620 x 980 mm |
| Surfacing table size | 1040 x 280 mm |
| Thicknessing table size | 400 x 260 mm |
| Number of blades | 2 |
| Planing shaft speed | 6500 min ⁻¹ |
| SURFACE PLANING | |
| Plane width max. | 260 mm |
| Stock removal max. | 3 mm |
| THICKNESSING | |
| Thickness capacity / width max. | 160 / 260 mm |
| Stock removal max. | 3 mm |
| Motor | 220 – 240 V~ / 50 Hz |
| Input | 2200 W |



EXAMPLES OF USE

SUITABLE FOR WORK

WITH SOLID WOOD AND SOFTWOOD

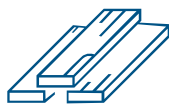
Planks



Beams




Boards




Base with transport handles and wheels to ensure sturdy positioning and easy transport.

Robust aluminium planer fence can be adjusted from 90 to 135° to ensure precise planing.



PRODUCT DETAILS

Powerful
2200 W motor



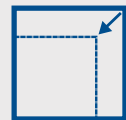
Planer fence
rotatable 90 - 135°



Robust



Space-saving



Planing table
400 x 260 mm



Planing table dimensions
1040 x 280 mm



Planing width
260 mm



Admission height
160 mm



Sturdy aluminium stop

2 blades and a speed 6500 min⁻¹

3 mm Takeoff

Easy conversion
from planer to
thicknesser without
the need for tools

2 high-speed steel planer knives, blade speed 6500 rpm for smooth and precise planing.



Convenient adjustment of the thickness capacity using a hand crank.



12" THICKNESSER

- High-performance 1500 W motor
- **Powerful feed mechanism** ensures easy work
- Compact, yet high-performance table model with handles for easy transport
- **Thickness capacity / width of 152 / 330 mm**
- Two high-speed steel planer knives and a blade speed of 8500 rpm for smooth and precise planing
- Comfortable **height adjustment using hand crank and measurement scale**
- Steel plate thicknessing table with extension 330 x 630 mm
- **Feed speed of 7.4 m/min** for quick progress
- **Diameter of the cutter 48 mm**, 2 planer knives
- Dustproof on/off safety switch

OPTIONAL ACCESSORIES**HSS PLANER KNIVES**

Two-piece set



Article number: 7902200607

Barcode: 4046664073666

**LOGISTICAL DATA**

| | |
|----------------------|--------------------|
| Weight net / gross | 30.5 / 33 kg |
| Packaging dimensions | 630 x 410 x 480 mm |
| Article number | 5902208901 |
| Barcode | 4046664073659 |
| 20 Container | 240 pcs |
| 40 Container | 480 pcs |
| 40 HQ Container | 510 pcs |

SPECIFICATIONS

| | |
|------------------------------|--------------------|
| Dimensions L x W x H | 630 x 580 x 500 mm |
| Number of blades | 2 |
| Motor speed | 21000 rpm |
| Cutterblock speed | 8500 rpm |
| Clearance depth / width max. | 152 mm / 330 mm |
| Stock removal max. | 2.8 mm |
| Motor | 230 V~ / 50 Hz |
| Input | 1500 W |



EXAMPLES OF USE

SUITABLE FOR WORK
WITH SOLID WOOD AND SOFTWOOD

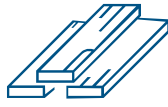
Planks



Beams



Boards



Particularly clean planing is achieved with the cutterblock speed and two planer knives.



Convenient height adjustment using knob.



Timber with a maximum size of 330 x 152 mm can be precisely processed using the PLM1800.



PRODUCT DETAILS

Planer shaft diameter
48 mm



Takeoff
to 2,8 mm



Robust



Transportable



2 knives in
the cutterblock



Feed



Planing width
330 mm



Admission height
152 mm



Large loading and unloading tables are
the perfect support for long work pieces.



Workpiece return rollers
ensure effortless work



Practical scale
displays the takeoff

PAINT REMOVER

- Practical paint remover for quick and environmentally friendly removal of paint and varnish from flat timber surfaces such as stairs, windows, wooden furniture etc.
- Low wear and quick work progress compared with conventional sanders
- Stepless adjustment of the removal depth from 0 to 0.3 mm
- Powerful 720 W motor
- Ergonomic handling, thanks to soft-grip surface
- Flexibly adjustable handle ensures safe work close to edges
- Robust and durable carbide reversible blades
- Borderless removal, directly on edges and areas that are hard to access
- Low-dust working, thanks to connection for dust extraction
- Includes 4 reversible blades (pre-assembled) and an extraction adapter



SPECIFICATIONS

| | |
|------------------------|-------------------|
| Dimensions L x W x H | 330 x 130 x 88 mm |
| Removal width | 80 mm |
| Speed | 10,000 rpm |
| Removal width | 0 – 0.3 mm |
| Lateral removal height | 27 mm |
| Motor | 230 V~ / 50 Hz |
| Input | 720 W |

LOGISTICAL DATA

| | |
|----------------------|--------------------|
| Weight net / gross | 2.5 / 3.1 kg |
| Packaging dimensions | 350 x 150 x 100 mm |
| Article number | 5914901901 |
| Barcode | 4046664233640 |
| 20 Container | 4800 pcs |
| 40 Container | 8000 pcs |
| 40 HQ Container | 8000 pcs |



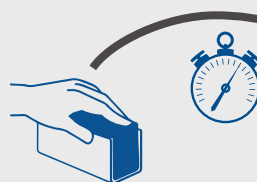
EXAMPLES OF USE

SUITABLE FOR FLAT SURFACES

For the removal of paint / varnish / residual adhesive



Up to **70% time saved** compared with conventional working techniques.



Conventional working techniques

70%
TIME
SAVED

PRODUKT-DETAILS

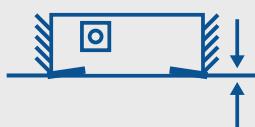
Speed
10,000 rpm



Easy operation




Removal depth 0 – 0.3 mm



Powerful motor
720 W



Removal width 80 mm



Lateral removal height
27 mm



Ergonomic handling,
thanks to soft-grip surface




Low-dust working, thanks to
connection for dust extraction



Flexibly adjustable handle ensures
safe work close to edges.




Low wear and quick work progress
compared with conventional sanders.



Borderless removal, directly on edges
and areas that are hard to access.



Stepless adjustment of the removal depth from 0 to 0.3 mm.



Robust and durable carbide reversible blades
ensure quick work progress.

3in1

- ✓ Extractor
- ✓ Vacuum cleaner
- ✓ Inflator



OPTIONAL ACCESSORY

DUST BAG



Article number: 3906307701
Barcode: 4046664026181

INCLUDED




Shatterproof plastic housing

Transport handle

1250 W motor

Is identical with HD2P



SPECIFICATIONS

| | |
|----------------------|-------------------------|
| Dimensions L x W x H | 435 x 345 x 230 mm |
| Air capacity | 120 m³/h |
| Filling capacity | 5 L |
| Filter size | 350 x 250 mm |
| Hose Ø / length | 40 / 2000 mm |
| Filter rating | 3 µm |
| Motor | 220 - 240 V~ / 50/60 Hz |
| Input | 1250 W |

LOGISTICAL DATA

| | |
|----------------------|--------------------|
| Weight net / gross | 5 / 6.5 kg |
| Packaging dimensions | 475 x 385 x 245 mm |
| Article number | 5906301901 |
| Barcode | 4046664023616 |
| 20 Container | 648 pcs |
| 40 Container | 1350 pcs |
| 40 HQ Container | 1500 pcs |

CHIP EXTRACTION SYSTEM

- High-performance 1250 W Motor
- Comprehensive set of accessories, can be stowed conveniently in its case
- Flat nozzle, drilling aid attachment and inflation nozzle for versatile use
- Shatterproof plastic housing
- Comfortable transport handle
- Perfect for DIY and trade





EXAMPLES OF USE SUITABLE FOR

Car



Machine



Construction site



Household



SUITABLE FOR



Dust caused by drilling



Sawdust



House dust

Thanks to its compact design, the HD2P is also ideally suitable for mobile use.

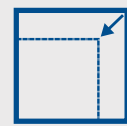


PRODUCT DETAILS

5 l filling quantity



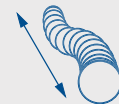
Space-saving



3 Micron



2000 mm Hose length



Air power 120 m³/h



Partial vacuum 20 KPA



1250 Watt Motor



Filter area

0,175qm²

VERSATILE USE 3IN1



Vacuum cleaning



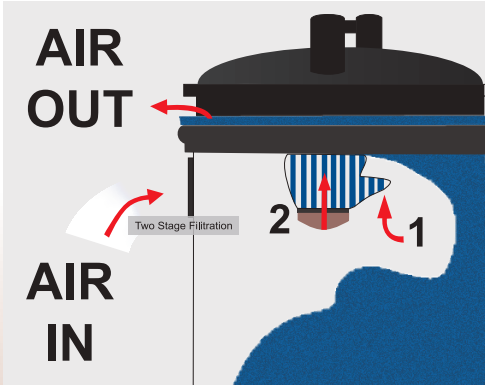
Inflating



Dust extraction

65 L CHIP EXTRACTION SYSTEM

- Clean air thanks to the **5 micron filtration**
- **Compact and light**, making it easy to store and to transport
- **100 mm hose connection incl. a four-piece adapter set** for all small devices
- Robust metal container with handle
- **Filter cartridge and four paper filters included**
- Suitable for MDF, fibre boards, chipboard etc.



5 MICRON
μ
FILTER POWER



SPECIFICATIONS

| | |
|----------------------|-------------------------|
| Dimensions L x W x H | 400 x 400 x 750 mm |
| Suction connector Ø | 100 mm |
| Hose length | 2000 mm |
| Air power | 215 m³/h |
| Vacuum max. | 25 kPa |
| Filter surface | 0.3 m² |
| Container | 65 L |
| Motor | 220 - 240 V~ / 50/60 Hz |
| Input | 1200 W |

LOGISTICAL DATA

| | |
|----------------------|--------------------|
| Weight net / gross | 6 / 8 kg |
| Packaging dimensions | 405 x 405 x 710 mm |
| Article number | 5906306901 |
| Barcode | 4046664123132 |
| 20 Container | 252 pcs |
| 40 Container | 522 pcs |
| 40 HQ Container | 594 pcs |



EXAMPLES OF USE

SUITABLE FOR

Band saw



Circular saw



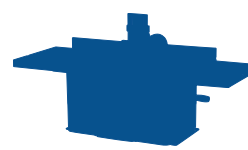
Grinding machine



Planing machine



Milling machine



And many other applications

SUITABLE FOR



Wood shavings



Sawdust



Woodturning chippings

Compared with conventional units, the DC100 offers **30% more container volume**.

Traditional manufacturers



30 %
more container
volume

DC100



The adapter set allows connection to different handheld as well as stationary machines.



Optional accessories can be found on page 88

PRODUCT DETAILS

Stable, robust metal construction



4-piece adapter set



Compact design



2000 mm hose length



Air power 215 m³/h



Vacuum 25 kPa



65 L container



Filter surface

0,3 m²

Thanks to its compact dimensions of 400 x 400 x 750 mm, the DC100 can be set up anywhere.





75 L CHIP EXTRACTION SYSTEM

- Flexible extraction hose of 2 metres with a connection hose diameter of 100 mm
- Incl. a four-piece adapter set for all small devices
- Robust metal frame with a bracket for hanging the filter bag
- A large collection bag with 75 litres minimises emptying
- Suitable for large quantities of airborne particles and sawdust
- Easy to transport thanks to wheel kit

Wheels



2 metres connection hose



INCLUDED



SPECIFICATIONS

| | |
|----------------------|----------------------|
| Dimensions L x W x H | 650 x 446 x 1430 mm |
| Suction connector Ø | 100 mm |
| Hose length | 2000 mm |
| Air power | 1150 m³/h |
| Partial vacuum | 900 Pa |
| Filter area | ca. 1m² |
| Filling capacity | 75 L |
| Motor | 220 - 240 V~ / 50 Hz |
| Input | 550 W |

LOGISTICAL DATA

| | |
|----------------------|--------------------|
| Weight net / gross | 14 / 16 kg |
| Packaging dimensions | 750 x 460 x 420 mm |
| Article number | 5906307901 |
| Barcode | 4046664127413 |
| 20 Container | 190 pcs |
| 40 Container | 390 pcs |
| 40 HQ Container | 468 pcs |



EXAMPLES OF USE SUITABLE FOR

Band saws



Circular saws



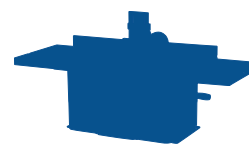
Grinding machines



Planing machines



Milling machine



And many other applications

SUITABLE FOR



Wood shavings



Sawdust



Woodturning chippings

Compared with conventional units, the DC500 chipping bag offers **15% more collection volume**.

traditional manufacturers



15 %
more collection volume

DC500



Thanks to its extraction capacity of 1150 m³/h, the extraction system ensures working in particularly low-dust conditions.



PRODUCT DETAILS

Stable, robust metal construction



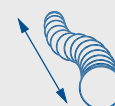
Transportable



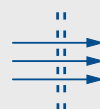
Four-piece adapter set



2000 mm Hose length



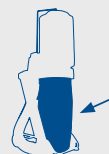
Air power 1150 m³/h



Partial vacuum 900 pa



75 litre chipping bag



Filter area

1 m²



The adapter set allows connection to different handheld as well as stationary machines.

HD2P

1

1 Dust bag

Description

Article number

Barcode

3906307701

4046664026181



DC100

3 Adapter kit

Description

Article number

Barcode

75200703

4014915096221

4 HEPA filter

7906300706

4014915229186

5 Dust bag kit

5 pcs

7906300705

4014915229179

1



2



3



DC500

| | Description | Article number | Barcode |
|------------------------------------|--|----------------|---------------|
| 1 Flat cleaning nozzle | Flat, for cleaning machine and area, connector diameter 100 mm, suction port 140 x 30 mm | 75206003 | 4014915018230 |
| 2 Hose extension coupling | Ø 100 mm, incl. 2 hose clamps | 75003300 | 4014915017905 |
| 3 Filter bag needle felting | | 3906301013 | 4046664003762 |
| 4 Dust bags | 1000 x 550 mm, transparent, Set = 20 pcs | 75001500 | 4014915017837 |
| 5 Adapter kit | | 75200703 | 4014915096221 |



| | Description | Article number | Barcode |
|----------------------------------|---------------------|----------------|---------------|
| 1 Flexible vacuum adapter | 7-steps 35 – 150 mm | 7906300703 | 4046664069454 |



HEAVY DUTY AIR FILTER

- Extremely energy-saving 110 watt motor
- Air power 740 m³/h
- Ultra-quiet operation with max. 60 dB
- Filtration of fine dust particles of up to 1 µm
- Three different settings to ideally adapt to current requirements
- Timer for run-on and automatic switch-off
- Suitable for workplaces of up to 400 m²
- Can be conveniently and space-savingly mounted under the ceiling
- Practical remote control is included

OPTIONAL ACCESSORY

INTERNAL AIR FILTER

2x

Order No: 7903000701
Barcode:
4014915229377

EXTERNAL AIR FILTER

2x

Order No: 7903000702
Barcode:
4014915229384

AIR FILTER SET

1x

1x

Order No: 7903000703
Barcode:
4014915229391




Air power 740 m³/h

Low noise level of 50 dB

Fan speed can be adjusted in 3 steps

Timer

INCLUDED



SPECIFICATIONS

| | |
|--------------------------------|-----------------------------|
| Dimensions L x W x H | 495 x 435 x 265 mm |
| Air flow | 600m³/h / 675m³/h / 740m³/h |
| Adjustable switch-off times | 60 min / 120 min / 240 min |
| Filter surface plate filter | 0.1 m² |
| Filter surface internal filter | 0.1 m² |
| Volume | 50dB / 55dB / 60dB |
| Motor | 220 – 240 V~ |
| Input | 110 W |

LOGISTICAL DATA

| | |
|----------------------|--------------------|
| Weight net / gross | 8 / 10 kg |
| Packaging dimensions | 575 x 480 x 325 mm |
| Article number | 5903001901 |
| Barcode | 4046664129561 |
| 20 Container | 324 pcs |
| 40 Container | 672 pcs |
| 40 HQ Container | 768 pcs |



Excellent air filter capacity of 600 – 740 m³/h (3 levels) therefore suitable for workshops of up to 400 m²



Filtration of particulate matter of 1 µm
(external filter 5 µm / internal filter 1 µm)

PRODUCT DETAILS

Tool-free filter replacement



Can be ceiling-mounted



Extremely quiet operation



Lag timer & automatic switch-off




For workshops of up to 400 m²



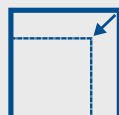
Practical remote control



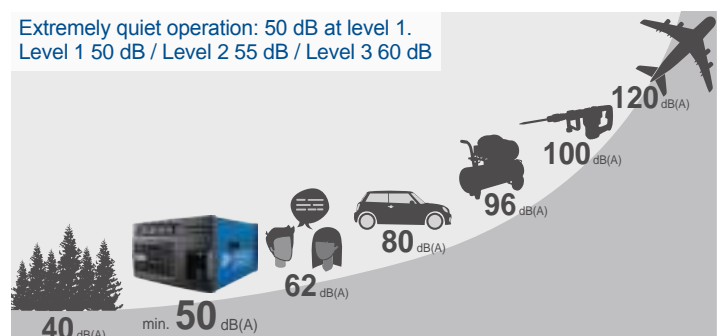
Cleaning of particulate matter



Space-saving design



Extremely quiet operation: 50 dB at level 1.
Level 1 50 dB / Level 2 55 dB / Level 3 60 dB



WOOD LATHE

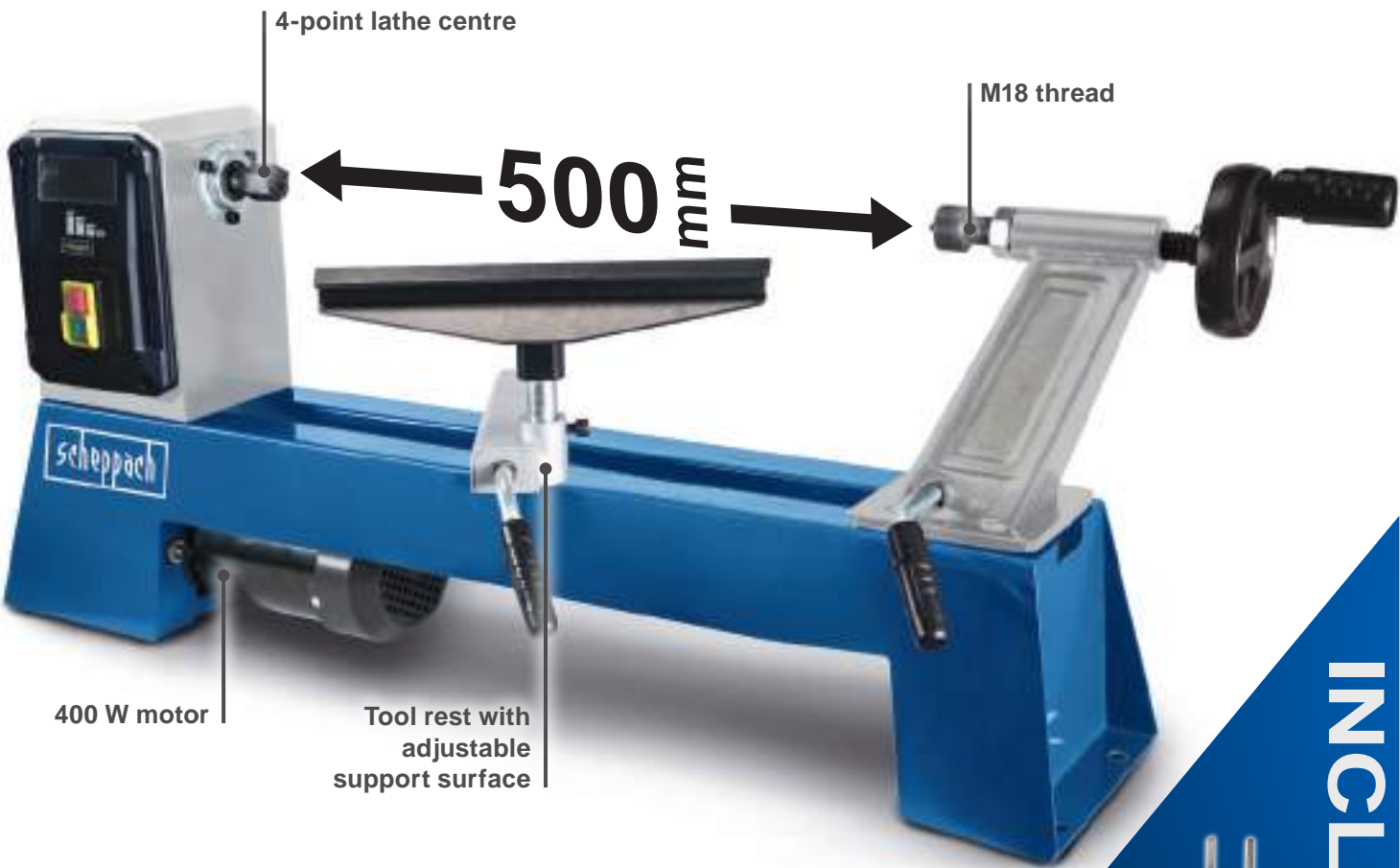
- Compact and transportable wood-turning lathe with solid steel bed
- Smooth running 400 W induction motor with 4 speed levels
- Idle speeds 890 / 1260 / 1760 / 2600 rpm
- Headstock with M18 thread, including 4-edge live centre
- Bed height 175 mm
- Stability thanks to the weight of 18 kg to allow vibration-free working
- Tool rest with adjustable support surface
- Max. size of workpiece 350 x 500 mm

OPTIONAL ACCESSORY

WOODEN TURNING TOOLS
8-piece-set



Article number: 7902301601
Barcode: 4014915225119



INCLUDED

SPECIFICATIONS

| | |
|--------------------------|------------------------------|
| Dimensions L x W x H | 890 x 325 x 415 mm |
| Bed height | 175 mm |
| Speed | 890 / 1260 / 1760 / 2600 rpm |
| Spindle head thread | M 18 |
| Max. Ø | 350 mm |
| Distance between centres | 500 mm |
| Motor | 230 – 240 V~ / 50 Hz |
| Engine power | 400 W |

LOGISTICAL DATA

| | |
|----------------------|--------------------|
| Weight net / gross | 18 / 19 kg |
| Packaging dimensions | 910 x 305 x 435 mm |
| Article number | 5902307901 |
| Barcode | 4046664115137 |
| 20 Container | 224 pcs |
| 40 Container | 455 pcs |
| 40 HQ Container | 546 pcs |



EXAMPLES OF USE SUITABLE FOR

Long timber



Crosspiece



A compact and mobile design

890 x 325 x 415 mm



The DM500T is suitable
for various projects.



Large tool support
is freely adjustable

Speed adjustable using belt
890 - 1260 - 1760 - 2600 U/min



PRODUCT DETAILS

Spindle head thread
M18 x 2.5 mm pitch



Max. work piece diameter 350 mm



Smooth 400 W
induction motor



Centre with 4 prongs + live centre



Max. work piece size 500 mm



Solid steel bed / smooth-running
/ low vibration



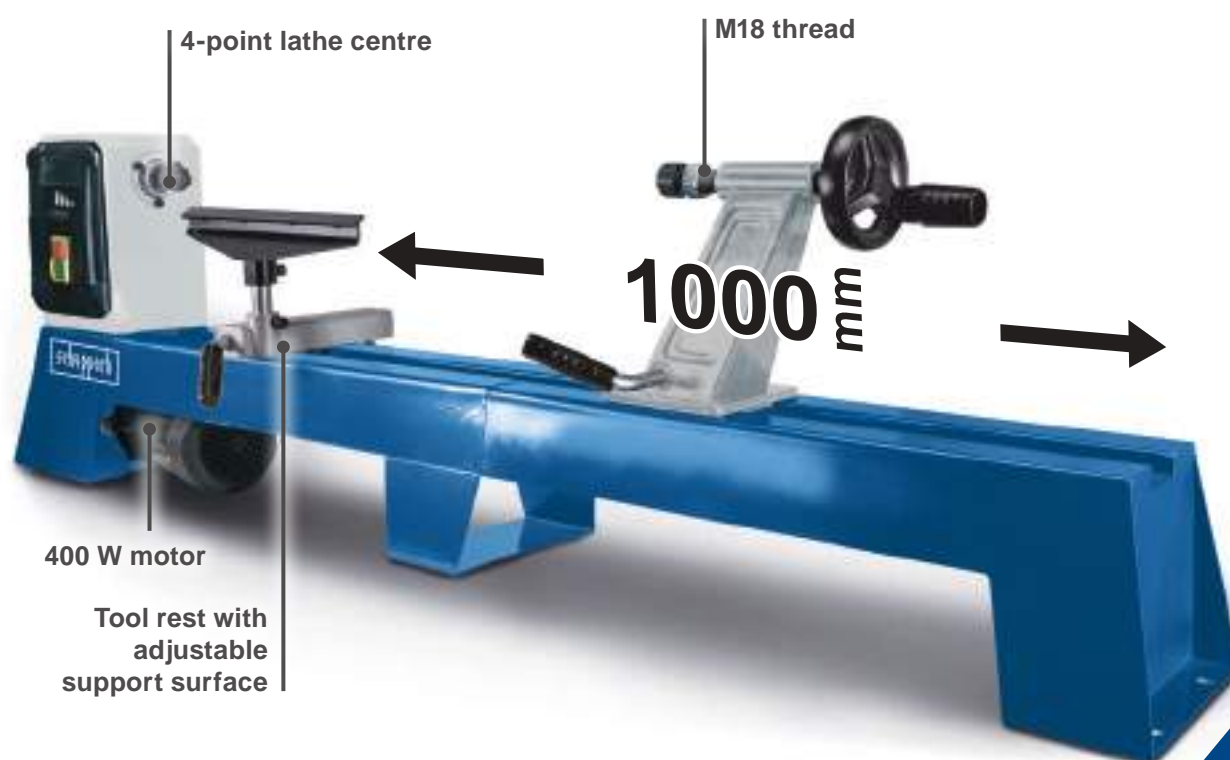
WOOD LATHE

- Compact and transportable wood-turning lathe with solid steel bed
- Smooth running 400 W induction motor with 4 speed levels
- Idle speeds 890 / 1260 / 1760 / 2600 rpm
- Headstock with M18 thread, including 4-edge live centre
- Bed height 175 mm
- Stability thanks to the weight of 20 kg to allow vibration-free working
- Tool support with adjustable support surface
- Max. size of workpiece 350 x 1000 mm

OPTIONAL ACCESSORY

WOODEN TURNING TOOLS
8-piece-set

8x

Article number: 7902301601
Barcode: 4014915225119

INCLUDED

SPECIFICATIONS

| | |
|--------------------------|------------------------------|
| Dimensions L x W x H | 1375 x 325 x 415 mm |
| Bed height | 175 mm |
| Speed | 890 / 1260 / 1760 / 2600 rpm |
| Spindle head thread | M 18 |
| Max. Ø | 350 mm |
| Distance between centres | 1000 mm |
| Motor | 230 – 240 V~ / 50 Hz |
| Engine power | 400 W |

LOGISTICAL DATA

| | |
|----------------------|--------------------|
| Weight net / gross | 20 / 22 kg |
| Packaging dimensions | 810 x 258 x 415 mm |
| Article number | 5902306901 |
| Barcode | 4046664113874 |
| 20 Container | 280 pcs |
| 40 Container | 560 pcs |
| 40 HQ Container | 660 pcs |



EXAMPLES OF USE SUITABLE FOR

Long timber



Crosspiece



The DM1100T is suitable for various projects.



A compact and mobile design

1375 x 325 x 415 mm

Large tool support
is freely adjustable

Speed adjustable using belt
890 - 1260 - 1760 - 2600 U/min

PRODUCT DETAILS

Spindle head thread
M18 x 2.5 mm pitch




Max. work piece diameter 350 mm



Smooth 400 W
induction motor



Centre with 4 prongs + live centre



Max. work piece size 1000 mm



Solid steel bed / smooth-running
/ low vibration



WOOD LATHE

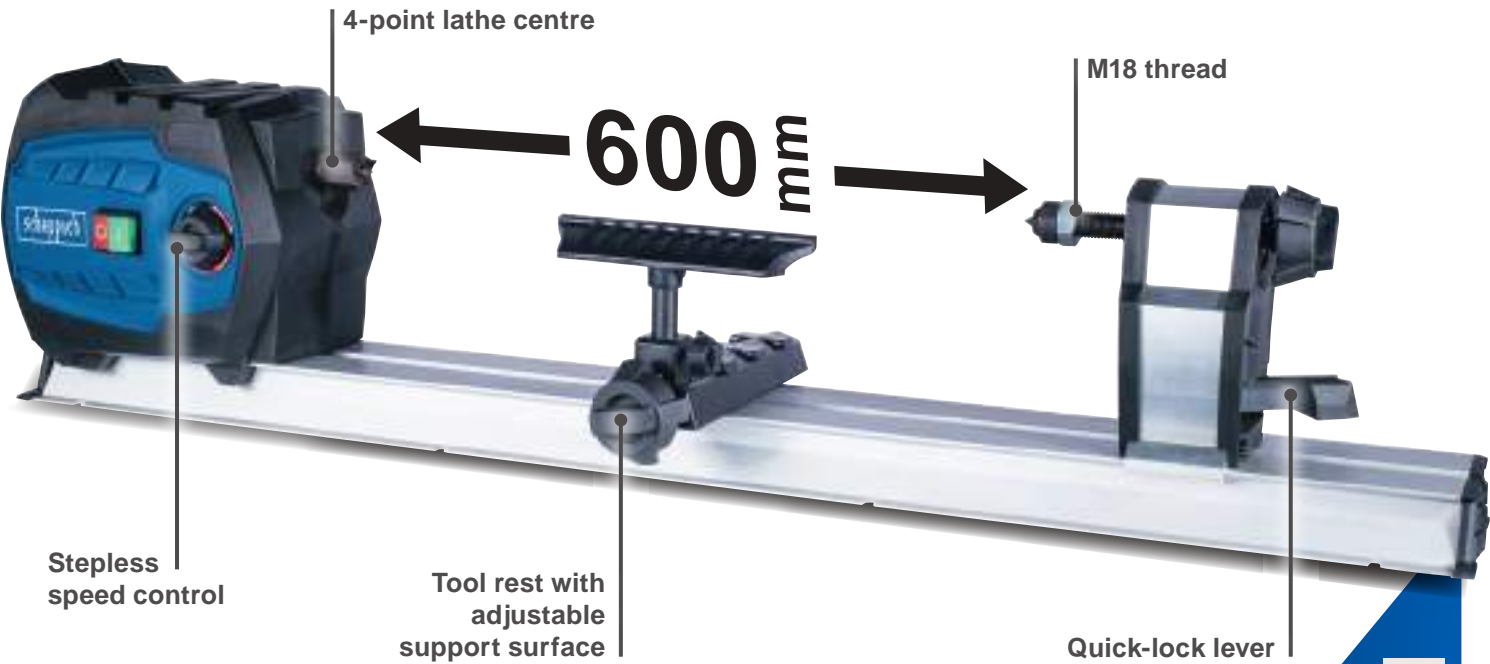
- Powerful 550 W motor with stepless electronic speed control
- Variable speed 800 - 3000 rpm
- Headstock with M18 thread incl. 4-point lathe centre and face plate
- Tailstock with quick locking lever and rotating spindle head
- Tool rest with adjustable support surface
- Includes face plate (Ø 80 mm), 2 open-end wrenches, Material for mounting the work bench

OPTIONAL ACCESSORY


WOODEN TURNING TOOLS
8-piece-set



Article number: 7902301601
Barcode: 4014915225119



Face plate Ø 80 mm



INCLUDED

SPECIFICATIONS

| | |
|--------------------------|--------------------|
| Dimensions L x W x H | 980 x 200 x 240 mm |
| Bed height | 125 mm |
| Speed | 800 – 3000 rpm |
| Spindle head thread | M 18 |
| Max. Ø | 250 mm |
| Distance between centres | 600 mm |
| Motor | 220 – 240 V~ |
| Engine power | 550 W |

LOGISTICAL DATA

| | |
|----------------------|---------------------|
| Weight net / gross | 6.7 / 8.6 kg |
| Packaging dimensions | 1020 x 210 x 270 mm |
| Article number | 5902305901 |
| Barcode | 4046664090038 |
| 20 Container | 452 pcs |
| 40 Container | 972 pcs |
| 40 HQ Container | 1088 pcs |



EXAMPLES OF USE SUITABLE FOR

Long timber



Crosspiece



A compact and mobile design

1010 x 154 x 215 mm



Stepless speed

Adjustable from
800 – 3000 rpm

The DM600Vario is suitable
for various projects.



PRODUCT DETAILS

Spindle head thread
M18 x 1.5 mm pitch



Max. work piece diameter 250 mm



Smooth 550 W
induction motor



Centre with 4 prongs + live centre



Max. work piece size 600 mm



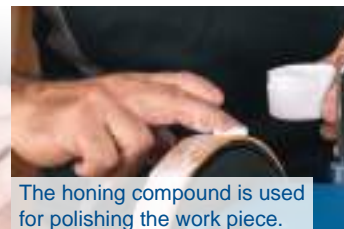
Aluminium bed / lightweight
/ easy to transport



8" WET GRINDING SYSTEM

- Powerful induction motor provides superior power for long-lasting smooth performance
- Includes a **special corundum grinding stone**
- Includes **universal jig** for straight edges, plane irons, chisels
- **Abrasive paste** for polishing workpiece after sharpening
- Includes **angle gauge** for measuring exact angles and settings
- **Shatterproof water tank**
- **Removable leather honing wheel.** After sharpening, it removes all burrs and creates a smooth and sharp edge

INCLUDED ACCESSORIES



SPECIFICATIONS

| | |
|--------------------------------|-------------------------|
| Dimensions L x W x H | 460 x 270 x 310 mm |
| Grinding stone dimensions | Ø200 x Ø12 x 40 mm |
| Stone grit | K 220 |
| Material | corundum grinding stone |
| Leather honing wheel Ø / width | 220 x 30 mm |
| Rotation speed | 120 rpm |
| Motor | 230 - 240 V~ / 50 Hz |
| Input | 120 W |

LOGISTICAL DATA

| | |
|----------------------|--------------------|
| Weight net / gross | 8.5 / 10 kg |
| Packaging dimensions | 410 x 330 x 330 mm |
| Article number | 89490916 |
| Barcode | 4014915042006 |
| 20 Container | 684 pcs |
| 40 Container | 1400 pcs |
| 40 HQ Container | 1624 pcs |



EXAMPLES OF USE SUITABLE FOR

Wood turning tools



Shears



Axes



Blades



USE WITH OPTIONAL ACCESSORIES (NOT INCLUDED)

Grinds bevelled edges, pipes and gouges.



Ideal for all straight shears and hedge cutters.



Grinds axes up to 170 mm head length.



Suitable for knives with a blade length from 40 mm to 100 mm.



Increased grain size for particularly fine grinding; the other side is perfect for high material removal.



PRODUCT DETAILS


200 mm white corundum grinding stone



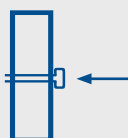
40 mm white corundum grinding stone width



Grindstone grain - 220 K



Grindstone mounting: 12 mm



Rotation speed 120 rpm



Leather honing wheel 200 x 30 mm



The leather disc removes the edge, thus ensuring the perfect sharpness.



Shatterproof water tank prevents annealing of the blade.

10" WET GRINDING SYSTEM

- Ideal choice for all craftsmen and training workshops
- **Solid, powder-coated casing, splash-proof motor and switch**
- Powerful induction motor provides superior power or long-lasting smooth performance
- Includes a **special corundum grinding stone** to achieve the perfect grinding results in less time, also ideal for HSS tools
- Includes **jig** for straight edges, plane irons, chisels
- **Abrasive paste** for polishing workpiece after sharpening
- Includes **angle gauge** for measuring exact angles and settings
- **Shatter-proof water tank**
- **Removable leather honing wheel.** After sharpening, it removes all burrs and creates a smooth and sharp edge

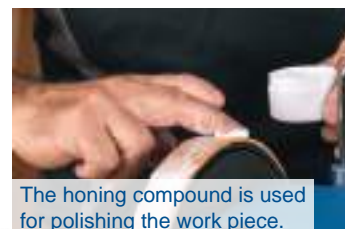
INCLUDED ACCESSORIES



Universal fixture suitable for many straight standard tools.



The angle gauge enables quick configuration of the required grinding angle.



The honing compound is used for polishing the work piece.

Special white corundum grinding stone

Universal jig

360°



Leather honing wheel

200 W induction motor

250 x 50 mm grinding stone

Steel casing

INCLUDED



SPECIFICATIONS

| | |
|--------------------------------|-------------------------|
| Dimensions L x W x H | 320 x 325 x 335 mm |
| Grinding stone dimensions | Ø250 x Ø12 x 50 mm |
| Stone grit | K 220 |
| Material | corundum grinding stone |
| Leather honing wheel Ø / width | 200 x 30 mm |
| Rotation speed | 90 rpm |
| Motor | 230 - 240 V~ / 50 Hz |
| Input | 200 W |

LOGISTICAL DATA

| | |
|----------------------|--------------------|
| Weight net / gross | 16 / 18 kg |
| Packaging dimensions | 390 x 380 x 390 mm |
| Article number | 5903202901 |
| Barcode | 4046664037491 |
| 20 Container | 500 pcs |
| 40 Container | 1000 pcs |
| 40 HQ Container | 1020 pcs |



EXAMPLES OF USE SUITABLE FOR

Wood turning tools



Shears



Axes



Blades



USE WITH OPTIONAL ACCESSORIES (NOT INCLUDED)

Grinds bevelled edges, pipes and gouges.



Ideal for all straight shears and hedge cutters.



Grinds axes up to 170 mm head length.



Suitable for knives with a blade length from 40 mm to 100 mm.



Increased grain size for particularly fine grinding; the other side is perfect for high material removal.



PRODUCT DETAILS

250 mm white corundum grinding stone



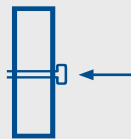
50 mm white corundum grinding stone width



Grindstone grain - 220 K



Grindstone mounting: 12 mm



Rotation speed 120 rpm



Leather honing wheel 200 x 30 mm



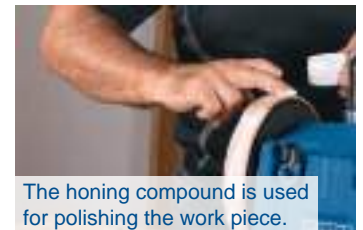
The leather disc removes the edge, thus ensuring the perfect sharpness.




Shatterproof water tank prevents annealing of the blade.

8" WET GRINDING SYSTEM

- 150 W strong induction motor
- Big, shatterproof water tank for steady cooling of the grinding stone
- Honing paste to polish the grinding pieces
- Angle gauge to adjust the correct grinding angle
- Detachable leather honing wheel to remove burrs after sharpening
- Special 200 mm white corundum grinding stone for perfect grinding results, even with hard steel
- Including universal Jig designed for many straight standard tools, honing paste and angle gauge

INCLUDED ACCESSORIES

INCLUDED

**SPECIFICATIONS**

| | |
|--------------------------------|----------------------|
| Dimensions L x W x H | 290 x 330 x 270 mm |
| Grinding stone dimensions | Ø200 x Ø12 x 40 mm |
| Stone grit | K 220 |
| Leather honing wheel Ø / width | 200 x 30 mm |
| Rotation speed | 115 rpm |
| Motor | 230 – 240 V~ / 50 Hz |
| Input | 150 W |

LOGISTICAL DATA

| | |
|------------------------|--------------------|
| Gewicht netto / brutto | 9 / 10.5 kg |
| Packaging dimensions | 430 x 370 x 340 mm |
| Article number | 5903205901 |
| Barcode | 4046664096221 |
| 20 Container | 500 pcs |
| 40 Container | 1000 pcs |
| 40 HQ Container | 1186 pcs |



EXAMPLES OF USE SUITABLE FOR

Wood turning tools



Shears



Axes



Blades



USE WITH OPTIONAL ACCESSORIES (NOT INCLUDED)

Grinds bevelled edges, pipes and gouges.



Ideal for all straight shears and hedge cutters.



Grinds axes up to 170 mm head length.



Suitable for knives with a blade length from 40 mm to 100 mm.



Increased grain size for particularly fine grinding; the other side is perfect for high material removal.



PRODUCT DETAILS


200 mm white corundum grinding stone



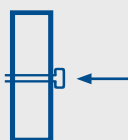
40 mm white corundum grinding stone width



Grindstone grain - 220 K



Grindstone mounting: 12 mm



Rotation speed 115 rpm



Leather honing wheel 200 x 30 mm



The leather disc removes the edge, thus ensuring the perfect sharpness.

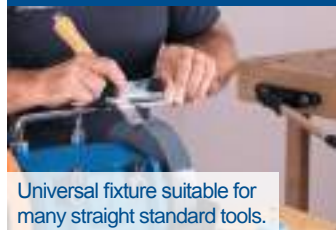


Shatterproof water tank prevents annealing of the blade.

10" WET GRINDING SYSTEM

- Removable leather honing wheel to remove burrs after sharpening
- Angle gauge to adjust the correct grinding angle
- Honing paste for polishing
- High-performance 200 W motor
- Compensation of vibration and excellent stability, thanks to four rubber feet
- Special 250 mm corundum grinding stone for perfect grinding results, even with hard steel
- Wide range of accessories: universal jig for many straight standard tools, honing paste, angle gauge and stone dresser

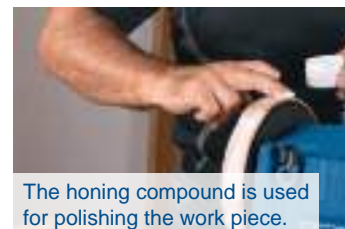
INCLUDED ACCESSORIES



Universal fixture suitable for many straight standard tools.



The angle gauge enables quick configuration of the required grinding angle.



The honing compound is used for polishing the work piece.



INCLUDED



SPECIFICATIONS

| | |
|--------------------------------|----------------------|
| Dimensions L x W x H | 455 x 270 x 355 mm |
| Grinding stone dimensions | Ø250 x Ø12 x 50 mm |
| Stone grit | K 220 |
| Leather honing wheel Ø / width | 200 x 30 mm |
| Rotation speed | 115 rpm |
| Motor | 230 - 240 V~ / 50 Hz |
| Input | 200 W |

LOGISTICAL DATA

| | |
|----------------------|--------------------|
| Weight net / gross | 12 / 14 kg |
| Packaging dimensions | 445 x 375 x 365 mm |
| Article number | 5903206901 |
| Barcode | 4046664096245 |
| 20 Container | 468 pcs |
| 40 Container | 935 pcs |
| 40 HQ Container | 1127 pcs |



EXAMPLES OF USE SUITABLE FOR

Wood turning tools



Shears



Axes



Blades



USE WITH OPTIONAL ACCESSORIES (NOT INCLUDED)

Grinds bevelled edges, pipes and gouges.



Ideal for all straight shears and hedge cutters.



Grinds axes up to 170 mm head length.



Suitable for knives with a blade length from 40 mm to 200 mm.



Increased grain size for particularly fine grinding; the other side is perfect for high material removal.



PRODUCT DETAILS

250 mm white corundum grinding stone



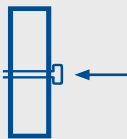
50 mm white corundum grinding stone width



Grindstone grain - 220 K



Grindstone mounting: 12 mm



Rotation speed 115 rpm



Leather honing wheel 200 x 30 mm



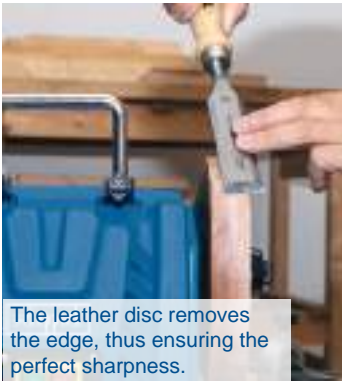
The leather disc removes the edge, thus ensuring the perfect sharpness.




Shatterproof water tank prevents annealing of the blade.

8" WET GRINDING SYSTEM

- 150 W strong induction motor
- Big, shatterproof water tank for steady cooling of the grinding stone
- Honing compound to polish the grinding pieces
- Angle gauge to adjust the correct grinding angle
- Detachable leather honing wheel to remove burrs after sharpening
- Special 200 mm white corundum grinding stone for perfect grinding results, even with hard steel
- Including honing paste, angle gauge, stone grader, axe jig, knife jig 1 and universal jig designed for many straight standard tools



INCLUDED



SPECIFICATIONS

| | |
|--------------------------------|----------------------|
| Dimensions L x W x H | 290 x 330 x 270 mm |
| Grinding stone dimensions | Ø200 x Ø12 x 40 mm |
| Stone grit | K 220 |
| Leather honing wheel Ø / width | 200 x 30 mm |
| Rotation speed | 115 rpm |
| Motor | 230 – 240 V~ / 50 Hz |
| Input | 150 W |

LOGISTICAL DATA

| | |
|----------------------|--------------------|
| Weight net / gross | 9 / 11.5 kg |
| Packaging dimensions | 470 x 370 x 340 mm |
| Article number | 5903205903 |
| Barcode | 4046664096238 |
| 20 Container | 500 pcs |
| 40 Container | 1000 pcs |
| 40 HQ Container | 1186 pcs |



EXAMPLES OF USE SUITABLE FOR

Wood turning
tools



Shears




Axes



Blades



USE WITH OPTIONAL ACCESSORIES (NOT INCLUDED)



Grinds bevelled edges,
pipes and gouges.




Ideal for all straight
shears and hedge cutters.


APPLICATION WITH INCLUDED ACCESSORIES



Grinds axes up to
170 mm head length.



Suitable for knives with a blade
length from 40 mm to 100 mm.




Universal fixture suitable for
many straight standard tools.



The angle gauge enables quick configuration
of the required grinding angle.



Increased grain size for particularly fine
grinding; the other side is perfect for
high material removal.



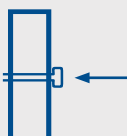
The honing compound is used
for polishing the work piece.

PRODUCT DETAILS

200 mm white corundum
grinding stone



Grindstone mounting: 12 mm



40 mm white corundum
grinding stone width



Rotation speed 115 rpm



Grindstone grain - 220 K




Leather honing wheel 200 x 30 mm



10" WET GRINDING SYSTEM

- Removable leather honing wheel to remove burrs after sharpening
- Honing paste for polishing
- High-performance 200 W motor
- Compensation of vibration and excellent stability, thanks to four rubber feet
- Special 250 mm corundum grinding stone for perfect grinding results, even with hard steel
- Wide range of accessories: three grinding fixtures for knives, axes and conventional straight standard tools, honing paste, angle gauge and stone dresser



INCLUDED



SPECIFICATIONS

| | |
|--------------------------------|----------------------|
| Dimensions L x W x H | 455 x 270 x 355 mm |
| Grinding stone dimensions | Ø250 x Ø12 x 50 mm |
| Stone grit | K 220 |
| Leather honing wheel Ø / width | 200 x 30 mm |
| Rotation speed | 115 rpm |
| Motor | 230 – 240 V~ / 50 Hz |
| Input | 200 W |

LOGISTICAL DATA

| | |
|----------------------|--------------------|
| Weight net / gross | 12.5 / 15 kg |
| Packaging dimensions | 445 x 375 x 365 mm |
| Article number | 5903206903 |
| Barcode | 4046664096160 |
| 20 Container | 468 pcs |
| 40 Container | 935 pcs |
| 40 HQ Container | 1127 pcs |



EXAMPLES OF USE SUITABLE FOR

Wood turning
tools



Shears



Axes




Blades



USE WITH OPTIONAL ACCESSORIES (NOT INCLUDED)



Grinds bevelled edges,
pipes and gouges.




Ideal for all straight
shears and hedge cutters.

APPLICATION WITH INCLUDED ACCESSORIES



Grinds axes up to
170 mm head length.



Suitable for knives with a blade
length from 40 mm to 200 mm.




Universal fixture suitable for
many straight standard tools.



The angle gauge enables quick
configuration of the required grinding angle.



Increased grain size for particularly fine
grinding; the other side is perfect for
high material removal.



The honing compound is used
for polishing the work piece.

PRODUCT DETAILS

250 mm white corundum
grinding stone



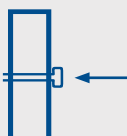
50 mm white corundum
grinding stone width



Grindstone grain - 220 K



Grindstone mounting: 12 mm



Rotation speed 115 rpm



Leather honing wheel 200 x 30 mm



HOUSEHOLDING SHARPENING KIT

| | Description | Article number | Barcode |
|----------------|--|----------------|---------------|
| Jig 40 | For grinding axes with a blade of up to 170 mm | 7903200002 | 4046664036456 |
| Jig 160 | Suitable for knives with a blade length from 100 to 200 mm | | |
| Jig 120 | For all straight scissors and hedge shears | | |

**WOODTURNER'S SHARPENING KIT**

| | Description | Article number | Barcode |
|---------------------|---|----------------|---------------|
| Jig 55 | Grinds oblique edges, hollow chisels and planer blades | 7903200001 | 4046664036449 |
| Jig 110 | Ideal for tools that are difficult to clamp | | |
| Stone grader | Changes the grains for particularly fine abrasion, the other side making it rough again | | |



| | Description | Article number | Barcode | |
|----------------------|---|----------------|---------------|---|
| Scissor jig | For all straight scissors and hedge shears | 89490710 | 4014915037194 |  |
| Universal jig | Ensures a quick start to sharper work – designed for many straight standard tools | 7903200027 | 4014915229100 |  |
| Tool rest | The ideal extension of universal jig 70 – for tools that are difficult to clamp | 89490718 | 4014915037927 |  |



| | Description | Article number | Barcode | |
|--------------------|--|----------------|---------------|---|
| Axe jig | For grinding axes with a blade of up to 170 mm | 89490712 | 4014915037217 |  |
| Planer jig | Grinds oblique edges, hollow chisels, and planer blades | 89490706 | 4014915037156 |  |
| Knife jig 1 | Suitable for knives from a minimum blade length of 40 mm to 100 mm, and for drawing knives | 89490708 | 4014915037170 |  |
| Knife jig 2 | Suitable for knives with a blade length from 100 to 200 mm | 89490709 | 4014915037187 |  |



| | Description | Article number | Barcode | |
|--|---|--------------------------------|--------------------------------|---|
| Stone grader | Changes the grains for particularly fine abrasion, the other side making it rough again | 89490707 | 4014915037163 |   |
| Angle gauge | Makes sure that you always have the correct angle for your tools | 200: 89490717 250: 89490704 | 4014915037910 4014915037132 |   |
| Trimming unit | Ensures that the grinding wheel is always round and sharp through ultrahard stripping diamond | 89490713 | 4014915037224 |  |
| Honing wheel | For polishing hollow chisels and V-tool surfaces | 89490705 | 4014915037149 |   |
| Honing paste | For polishing your work piece after grinding | 7903200028 | 4014915229117 |   |
| Grinding wheel Ø 200 mm for TIGER 2000S and TIGER 5000S | Aluminium oxide grinding wheel Ø 200 x 40 x 12 mm, grit 220 | 89490715 | 4014915037248 |  |
| Grinding wheel Ø 250 mm for TIGER 2500 and TIGER 7000S | Aluminium oxide grinding wheel Ø 250 x 50 x 12 mm, grit 220 | 89490701 | 4014915037101 | |
| Wetgrind 250XL for TIGER 3000VS | Aluminium oxide grinding wheel Ø 250 x 62 x 12 mm, grit 220 | 7903200701 | 4046664044772 | |



Used for:
rust removal, cleaning of
ferrous and non-ferrous
metals, preparation for
soldering and welding

LED



SM150LB



SPECIFICATIONS

| | SM150L | SM150LB |
|----------------------|----------------------|----------------------|
| Dimensions L x W x H | 380 x 210 x 280 mm | 380 x 210 x 280 mm |
| Grindstone / bore Ø | 150 / 12,7 / 20 mm | 150 / 12,7 / 20 mm |
| Grinding disc grain | K36 / K60 | K36 |
| Speed | 2980 rpm | 2980 rpm |
| Motor | 230 – 240 V~ / 50 Hz | 230 – 240 V~ / 50 Hz |
| Engine power | 400 W | 400 W |

LOGISTICAL DATA

| | SM150L | SM150LB |
|----------------------|--------------------|--------------------|
| Weight net / gross | 8 / 9 kg | 7.5 / 8.5 kg |
| Packaging dimensions | 390 x 251 x 238 mm | 390 x 251 x 238 mm |
| Article number | 5903107901 | 5903108901 |
| Barcode | 4046664064589 | 4046664064596 |
| 20 Container | 1100 pcs | 1100 pcs |
| 40 Container | 2200 pcs | 2200 pcs |
| 40 HQ Container | 2700 pcs | 2700 pcs |

6" BENCH GRINDER

- Powerful **400 W motor**, for perfect grinding results
- **Grinding disc / wire brush Ø 150 mm**
- Delivery includes grinding disc and wire brush (SM150LB) for all grinding and sharpening work
- **Adjustable spark protection**
- The **LED work lamps** above the grinding discs perfectly illuminate the work area
- **Frame made of steel** with the option of being secured to the workbench
- **Adjustable workpiece support**
- **Rubber feet** for increased stability



EXAMPLES OF USE SUITABLE FOR

Chisel



Drill bits



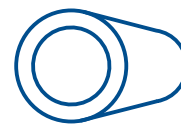
Blades




Axes



Metal tubes



Metal plates



PRODUCT DETAILS

Aluminium oxide grindstone




150 x 20 mm

Wire brush (SM150LB)

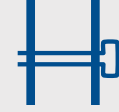


150 x 13 mm

Grindstone grain
36 (SM150LB)
36 / 60 (SM150L)



Grindstone mounting



12.7 mm

LED work lamps



Grinding disc speed



2980 rpm

Adjustable workpiece support



MATERIAL THAT CAN BE PROCESSED

Metal

SHARPEN



GRINDING



SM150LB

WIRE BRUSH:

- CLEANS
- REMOVES RUST
- DESCALES
- ROUGHENS





SPECIFICATIONS

| | SM200L | SM200AL |
|----------------------|----------------------|-----------------------|
| Dimensions L x W x H | 390 x 260 x 290 mm | 410 x 260 x 290 mm |
| Grindstone / bore Ø | 200 / 15.9 / 20 mm | 200 / 15.9 / 20/40 mm |
| Grinding disc grain | K36 / K60 | K60 / K100 |
| Speed | 2980 rpm | 2980 rpm |
| Motor | 230 – 240 V~ / 50 Hz | 230 – 240 V~ / 50 Hz |
| Engine power | 500 W | 500 W |

LOGISTICAL DATA

| | SM200L | SM200AL |
|----------------------|--------------------|--------------------|
| Weight net / gross | 12 / 13.5 kg | 13.5 / 14.5 kg |
| Packaging dimensions | 430 x 330 x 310 mm | 445 x 335 x 310 mm |
| Article number | 5903109901 | 5903110901 |
| Barcode | 4046664064602 | 4046664064657 |
| 20 Container | 670 pcs | 640 pcs |
| 40 Container | 1300 pcs | 1220 pcs |
| 40 HQ Container | 1490 pcs | 1400 pcs |

8" BENCH GRINDER

- Powerful 500 W motor, for perfect grinding results
- Grinding disc Ø 200 mm
- Adjustable spark protection
- Medium and coarse discs for a variety of materials
- The LED work lamps above the grinding discs perfectly illuminate the work area
- Cast aluminium frame with pre-drilled holes for quick and easy mounting to a benchtop
- Adjustable workpiece support
- Rubber feet for increased stability



EXAMPLES OF USE SUITABLE FOR

Chisel



Drill bits



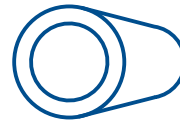
Blades




Axes



Metal tubes



Metal plates



PRODUCT DETAILS

2x Aluminium oxide
grindstones




SM200L - 200 x 20 mm
SM200AL - 200 x 20/40 mm

Large spark protection



Grindstone grain
36 / 60 (SM200L)
100 / 60 (SM200AL)



Grindstone mounting



15,88 mm

LED work lamps



Grinding disc speed



2980 rpm

Adjustable workpiece support



MATERIAL THAT CAN BE PROCESSED

Metal

SHARPEN



GRINDING




SM200AL



SM200L

8" BENCH GRINDER

- Powerful 500 W induction motor
- Grinding disc 20 mm width / wire brush 16 mm width
- For all grinding and sharpening work
- Transparent and adjustable spark protection
- The LED work lamp above the grinding wheels perfectly illuminate the work area
- Frame made of cast aluminium can be secured to the workbench
- Adjustable workpiece support made of steel
- Feet for increased stability



SPECIFICATIONS

| | |
|----------------------|---------------------|
| Dimensions L x W x H | 390 x 260 x 290 mm |
| Grindstone Ø / width | 200 x 15.88 x 20 mm |
| Grinding disc grain | K 36 |
| Speed | 2980 rpm |
| Motor | 230 – 240 V~ |
| Engine power | 500 W |

LOGISTICAL DATA

| | |
|----------------------|--------------------|
| Weight net / gross | 11.5 / 13 kg |
| Packaging dimensions | 430 x 330 x 310 mm |
| Article number | 5903111901 |
| Barcode | 4046664123712 |
| 20 Container | 670 pcs |
| 40 Container | 1300 pcs |
| 40 HQ Container | 1490 pcs |



EXAMPLES OF USE SUITABLE FOR

Chisel



Drill bits



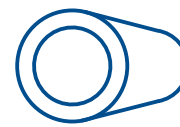
Blades




Axes



Metal tubes



Metal plates



PRODUCT DETAILS

Aluminium oxide grindstone




200 x 20 mm

Wire brush



200 x 16 mm

Grindstone grain 36



Grindstone mounting



15.88 mm

LED work lamps



Grinding disc speed



2980 rpm

Adjustable workpiece support



MATERIAL THAT CAN BE PROCESSED

Metal

WIRE BRUSH:

- CLEANS
- REMOVES RUST
- DESCALES
- ROUGHENS



SHARPENING



GRINDING



**BG150****BG200W****6" BENCH GRINDER**

- High-performance 370 W induction motor for working quietly and with low vibration
- Height-adjustable spark protection
- Adjustable work piece support
- Flexible work lamp
- Grinding stone diameter: 150 mm

8" WET AND DRY GRINDING MACHINE

- High-performance 250 W induction motor for working quietly and with low vibration
- Height-adjustable spark protection
- Adjustable work piece support
- Water container to cool the work piece
- Wet grinding stone diameter: 200 mm

LOGISTICAL DATA

| | BG150 | BG200W |
|----------------------|--------------------|--------------------|
| Weight net / gross | 10 / 11 kg | 12 / 13 kg |
| Packaging dimensions | 440 x 255 x 280 mm | 485 x 330 x 360 mm |
| Article number | 4903104901 | 5903105903 |
| Barcode | 4014915082125 | 4046664037507 |
| 20 Container | 1050 pcs | 500 pcs |
| 40 Container | 2200 pcs | 1000 pcs |
| 40 HQ Container | 2500 pcs | 1100 pcs |

SPECIFICATIONS

| | BG150 | BG200W |
|----------------------|----------------------|-------------------------|
| Dimensions L x W x H | 395 x 260 x 310 mm | 480 x 280 x 300 mm |
| Disc size Ø / bore Ø | 150 / 25 / 12.7 mm | 150 / 20 / 12.7 mm |
| Wetstone Ø / bore Ø | – | 200 / 40 / 20 mm |
| Sanding disc grit | K36 / K60 | K60 / K80 |
| Motor | 230 – 240 V~ / 50 Hz | 220 – 240 V~ / 50/60 Hz |
| Input | 370 W | 250 W |



EXAMPLES OF USE SUITABLE FOR

Chisel



Drill bits



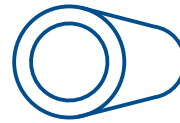
Blades




Axes



Metal tubes



Metal plates



PRODUCT DETAILS

Aluminium oxide grindstone




150 x 25 mm (BG150)
150 x 25 mm (BG200W)

Height-adjustable spark protection



Grindstone grain



36 / 60 (BG150)
60 / 80 (BG200W)

Grindstone mounting



12,7 mm (BG150)
12,7 mm (BG200W)

Diameter / width
wet grinding stone (BG200W)



200 x 40 mm

Grinding disc speed



2850 U/min

Adjustable workpiece support



Motor



370 Watt (BG150)
250 Watt (BG200W)



BG150



BG200W

3in1

- ✓ Grinding
- ✓ Polishing
- ✓ Sharpening

The grinding stone is cooled with water and protects the work piece from annealing.




Wet grinding



BG200W



Dry grinding



2in1



| SPECIFICATIONS | | |
|------------------------------------|--------------------|--------------------|
| | BG200 | BG200AL |
| Dimensions L x W x H | 440 x 280 x 340 mm | 440 x 300 x 340 mm |
| Disc size diameter / bore diameter | 200 x 25 mm | 200 x 24 / 40 mm |
| Sanding disc grit | 36 / 60 | 60 / 100 |
| Motor | 230 – 240 V~ | 230 – 240 V~ |
| Input | 550 W | 550 W |

| LOGISTICAL DATA | | |
|----------------------|--------------------|--------------------|
| | BG200 | BG200AL |
| Weight net / gross | 15.2 / 16.5 kg | 16.5 / 18 kg |
| Packaging dimensions | 480 x 345 x 320 mm | 480 x 340 x 320 mm |
| Article number | 4903105901 | 4903106901 |
| Barcode | 4014915082132 | 4014915082583 |
| 20 Container | 560 pcs | 535 pcs |
| 40 Container | 1120 pcs | 1070 pcs |
| 40 HQ Container | 1200 pcs | 1150 pcs |

8" BENCH GRINDER

- Adaptable double-ended bench grinder for sharpening and grinding of metal pipes or plates, knives, axes, drills etc.
- High-performance 550 W induction motor ensures quiet work with low vibration
- Adjustable spark guard ensures safe work
- Work piece supports are adjustable without the need for tools
- Flexible work light
- Aluminium oxide grinding stone Ø: 200 mm
- Grinding disc dressing unit



EXAMPLES OF USE SUITABLE FOR

Chisel



Drill bits



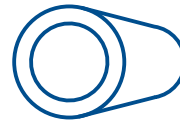
Blades




Axes



Metal tubes



Metal plates



PRODUCT DETAILS

Aluminium oxide grindstone




200 x 25 mm (BG200)
200 x 24 / 40 mm (BG200AL)

Height-adjustable spark protection



Grindstone grain



36 / 60 (BG200)
60 / 100 (BG200AL)

Grindstone mounting



15,88 mm

LED work lamps



Grinding disc speed



2850 U/min

Adjustable workpiece support



550 W motor



BG200AL

Adaptable double-ended bench grinder for sharpening and grinding of metal pipes or plates, knives, axes, drills etc.



The flexible work light ensures the perfect view of the work area.





Grindstone
diameter
150 mm


Sanding disc
dressing unit

Flexible
work light

370 W motor

OPTIONAL ACCESSORIES

SANDING BELT SET



Article number: 7903303701
Barcode: 4014915098218

COMBINATION GRINDING MACHINE

- Powerful 370 W induction motor to allow quiet working at a low vibration level
- Grinding wheel diameter 150 mm with adjustable spark screen
- Grinding belt size 50 x 686 mm
- Adjustable workpiece support for precise work
- Flexible work light for clear sight
- Including grinding wheel dresser to remove burrs and impurities from the grinding wheel after intensive use

SPECIFICATIONS

| | |
|-----------------------------|---------------------|
| Dimensions L x W x H | 405 x 305 x 355 mm |
| Sanding belt length / width | 686 x 50 mm |
| Belt speed | 15.6 m/s |
| Motor | 230 – 240 V / 50 Hz |
| Input | 370 W |

LOGISTICAL DATA

| | |
|----------------------|--------------------|
| Weight net / gross | 10 / 11.5 kg |
| Packaging dimensions | 440 x 395 x 255 mm |
| Article number | 4903303901 |
| Barcode | 4014915082149 |
| 20 Container | 760 pcs |
| 40 Container | 1400 pcs |
| 40 HQ Container | 1500 pcs |



EXAMPLES OF USE SUITABLE FOR

Chisel



Drill



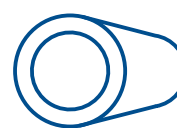
Blades




Axes



Metal pipe



Metal plates



MATERIALS TO PROCESS



Timber



Plastic



Metal

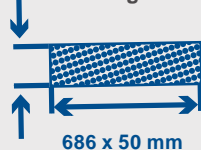
PRODUCT DETAILS

Aluminium oxide
grinding stone




150 x 20 mm

Sanding belt



686 x 50 mm

Grinding stone grain 36



Sanding belt grain
White corundum grain 80



LED work light



Grinding stone mounting



12,7 mm

Grinding wheel speed



2850 U/min

Adjustable work piece
support



SHARPENING



GRINDING



Adjustable spark
protection



Protective cover
completely closed
on the side

Extremely
robust metal
housing
increases the
durability of the
device.

Container for
cooling water



SPECIFICATIONS

| | |
|-----------------------------|---|
| Dimensions L x W x H | 365 x 300 x 395 mm |
| Sanding belt length / width | 762 / 25.4 mm |
| Belt speed | 860 m/min |
| Sanding disc diameter | 125 mm |
| Table size | 148 mm (Linisher) 187 x 98 mm (Disc) |
| Table tilt | 90° – 45° (Disc) |
| Motor | 230 – 240 V |
| Input | 250 W |

LOGISTICAL DATA

| | |
|----------------------|--------------------|
| Weight net / gross | 7.5 / 9 kg |
| Packaging dimensions | 445 x 315 x 300 mm |
| Article number | 4903304901 |
| Barcode | 4046664037712 |
| 20 Container | 630 pcs |
| 40 Container | 1260 pcs |
| 40 HQ Container | 1350 pcs |

BELT AND DISC SANDER

- 250 W high-performance induction motor for working quietly and with low vibration
- Solid aluminium cast iron construction allows sufficiently high contact pressure for consistent, precise sanding results
- Sanding disc with Velcro fastener for easy replacement of sanding paper
- Adjustable cross stop
- Supporting table can be tilted
- Sanding disc with a diameter of 125 mm



EXAMPLES OF USE

SUITABLE FOR SOFT WOOD AND HARD WOOD

Curves



Corners



Chamfers



Surfaces



Angle grinding




HIGHLY VERSATILE 2IN1

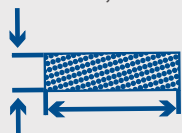


PRODUCT DETAILS

Sanding disc diameter
125 mm



Sanding belt length / width
762 x 25,4 mm



Sanding disc with Velcro
fastener



Belt speed
860 m/min



Table tilt 0° – 45°

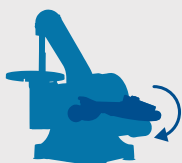


Table tilt
0° – 45°



Solid aluminium cast iron
construction



Compact design
365 x 300 x 395 mm





Sanding disc with
velcro fastener



Horizontal and
vertical sanding belt



SPECIFICATIONS

| | |
|-----------------------------|----------------------|
| Dimensions L x W x H | 470 x 365 x 295 mm |
| Sanding belt length / width | 915 / 100 mm |
| Sanding disc | 150 mm |
| Table adjustment | 90° – 45° |
| Belt speed | 450 m/min |
| Sanding disc speed | 2980 rpm |
| Suction connector diameter | 63 mm |
| Motor | 230 – 240 V~ / 50 Hz |
| Input | 370 W |

LOGISTICAL DATA

| | |
|----------------------|--------------------|
| Weight net / gross | 16.85 / 18.25 kg |
| Packaging dimensions | 560 x 315 x 335 mm |
| Article number | 4903302901 |
| Barcode | 4014915082095 |
| 20 Container | 560 pcs |
| 40 Container | 1120 pcs |
| 40 HQ Container | 1344 pcs |



BELT AND DISC SANDER


- 370 W high-performance induction motor for working quietly and with low vibration
- Sanding belt can be adjusted for horizontal and vertical use
- Supporting table can be tilted
- Solid cast material construction allows sufficiently high contact pressure for consistent, precise sanding results
- Sanding disc with Velcro fastener for easy replacement of sanding paper



EXAMPLES OF USE

SUITABLE FOR SOFT WOOD AND HARD WOOD

Curves



Corners



Chamfers



Surfaces



Angle grinding




Thanks to the special design, even large areas can be processed easily and effectively.



The disc sander is integrated in the housing, thus allowing sanding of large work pieces.

BTS800



Traditional manufacturers




The sanding belt can be set up horizontally or vertically, which expands the range of applications.



PRODUCT DETAILS

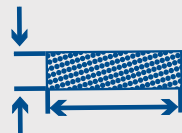
Sanding disc diameter 150 mm



Sanding disc with Velcro



Sanding belt length 915 x 100 mm



Extraction option on the unit of 63 mm



Support table 0° to 45°



Sanding belt can be adjusted for horizontal or vertical use



Solid cast material construction



Compact footprint 470 x 365 x 295 mm



Solid cast material construction allows sufficiently high contact pressure


450 m/min belt speed





Supporting table
can be tilted

Sanding disc with
Velcro fastener



370 W motor

Horizontal and vertical
sanding belt

Sanding disc
diameter 150 mm

SPECIFICATIONS

| | |
|-----------------------------|----------------------|
| Dimensions L x W x H | 475 x 375 x 295 mm |
| Sanding belt length / width | 915 / 100 mm |
| Sanding disc | 150 mm |
| Table adjustment | 0° – 45° |
| Belt speed | 450 m/min |
| Sanding disc speed | 2980 rpm |
| Suction connector diameter | 63 mm |
| Motor | 230 – 240 V~ / 50 Hz |
| Input | 370 W |

LOGISTICAL DATA

| | |
|----------------------|--------------------|
| Weight net / gross | 12 / 14 kg |
| Packaging dimensions | 565 x 325 x 345 mm |
| Article number | 5903306901 |
| Barcode | 4046664068396 |
| 20 Container | 560 pcs |
| 40 Container | 1120 pcs |
| 40 HQ Container | 1344 pcs |

BELT AND DISC SANDER

- 370 W high-performance induction motor for working quietly and with low vibration
- Sanding belt can be adjusted horizontally and vertically
- Supporting table can be tilted
- Solid construction allows sufficiently high contact pressure for consistent, precise sanding results
- Sanding disc with Velcro fastener for easy replacement of sanding paper
- Including transverse stop and 3 additional sanding belts and sanding discs respectively

INCLUDED






EXAMPLES OF USE

SUITABLE FOR SOFT WOOD AND HARD WOOD

Curves



Corners



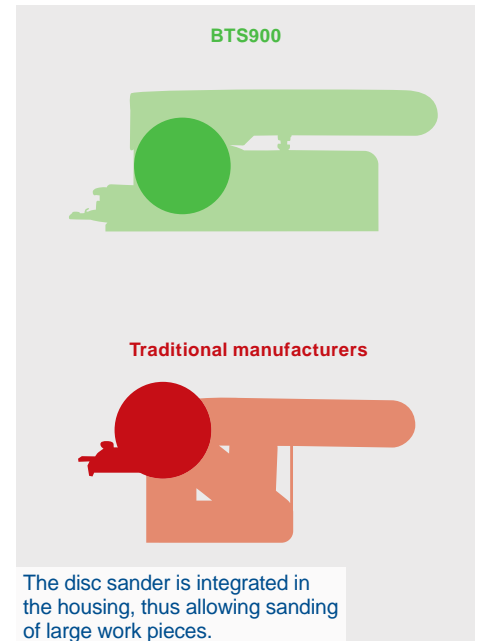
Chamfers



Surfaces




Angle grinding



PRODUCT DETAILS

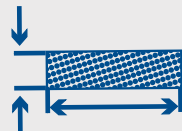
Sanding disc diameter 150 mm



Sanding disc with Velcro



Sanding belt length 915 x 100 mm



Extraction option on the unit of 63 mm



Support table 0° to 45°



Sanding belt can be adjusted for horizontal or vertical use



Solid cast iron construction



Compact footprint 475 x 375 x 295 mm



450 m/min belt speed

2980 rpm sanding disc speed

Option for attaching to workbench





INCLUDED

OSCILLATING SPINDLE GRINDING MACHINE

- **Compact and lightweight** for convenient transport
- High-performance **450 W motor** with sufficient power for all types of timber
- **Rotating and oscillating spindle** for smooth sanding surfaces and precise detailed work
- **Large, solid aluminium die-cast table** for maximum precision and stability, even when processing large work pieces
- Integrated dust extraction nozzle connected to an extraction system ensures safe work
- **Includes 6 sanding sleeves with diameters of 15, 21, 28, 40, 53 and 77 mm, matching rubber rollers and 6 table inserts**
- Storage options on the side for accessories and mounting tools
- Easy-to-reach and dustproof on/off switch

SPECIFICATIONS

| | |
|----------------------|----------------------|
| Dimensions L x W x H | 400 x 345 x 455 mm |
| Table size | 320 x 300 mm |
| Speed | 2000 rpm |
| Oscillation stroke | 16 mm |
| Spindle diameter | 12,7 mm |
| Motor | 230 – 240 V~ / 50 Hz |
| Input | 450 W |

LOGISTICAL DATA

| | |
|----------------------|--------------------|
| Weight net / gross | 9 / 11 kg |
| Packaging dimensions | 460 x 410 x 385 mm |
| Article number | 5903408901 |
| Barcode | 4046664246343 |
| 20 Container | 418 pcs |
| 40 Container | 868 pcs |
| 40 HQ Container | 870 pcs |

UNIVERSAL USE



**INTERNAL
CONTOURS**



**EXTERNAL
CONTOURS**



Integrated dust extraction nozzle for connection to an extraction system

PRODUCT DETAILS

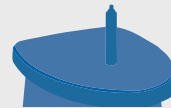
K80 spindle set
Ø 13 / 19 / 26 / 38 / 51 / 76 mm

Table inlay set
Ø 18 / 25 / 32 / 44 / 57 / 82 mm



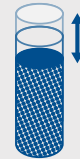
Aluminium die-cast table
320 x 300 mm

Compact design



Oscillation stroke 16 mm

Shaft diameter
12.7 mm



Dust extraction outer
Ø 39 mm

Max. sanding height 98 mm



Table inlays
suitable for any abrasive sleeve



**Practical storage of
accessories**
directly on the housing



Different diameters of sleeves enable precise sanding results

2in1

- ✓ Belt sander
- ✓ Spindle sander

**INCLUDED****SPECIFICATIONS**

| | |
|------------------------------|------------------------|
| Dimensions L x W x H | 465 x 435 x 470 mm |
| Table size | 400 x 407 mm |
| Grinding belt length / width | 610 / 100 mm |
| Speed | 2000 min ⁻¹ |
| Oscillation stroke | 16 mm |
| Spindle diameter | 12.7 mm |
| Motor | 230 – 240 V~ / 50 Hz |
| Input | 450 W |

LOGISTICAL DATA

| | |
|----------------------|--------------------|
| Weight net / gross | 13.7 / 15.6 kg |
| Packaging dimensions | 520 x 465 x 400 mm |
| Article number | 5903409901 |
| Barcode | 4046664246350 |
| 20 Container | 275 pcs |
| 40 Container | 575 pcs |
| 40 HQ Container | 684 pcs |

OSCILLATING EDGE-, BELT- AND SPINDLE SANDER

- High-performance 450 W motor with sufficient power for all types of timber
- Rotating and oscillating spindle for smooth sanding surfaces and precise detailed work
- Large, solid aluminium die-cast table for maximum precision and stability, even when processing large work pieces
- Work table can be adjusted by 45° for precision work
- Includes 5 sanding sleeves with diameters of 13, 19, 26, 38 and 51 mm, matching rubber rollers, table inserts and a sanding belt
- Practical storage options for accessories and mounting tools
- Integrated dust extraction nozzle connected to an extraction system ensures safe work
- Easy-to-reach and dustproof on/off switch

PRODUCT DETAILS

K80 spindle set
Ø 13 / 19 / 26 / 38 / 51 mm




Table inlay sett
Ø 20 / 25 / 33 / 44 / 57 mm



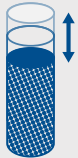
Aluminium die-cast table
400 x 407 mm



Compact Design



Oscillation stroke 16 mm




Shaft diameter
12.6 mm



Sanding belt 610 x 100 mm



Max. sanding height 90 mm




UNIVERSAL USE







Integrated dust extraction
nozzle for connection
to an extraction system



OSM100 / OSM600





| | Description | Article number | Barcode | |
|-------------------------|---|----------------|---------------|---|
| Sanding sleeves | Grit 80 Ø 13 / 19 / 26 / 38 / 51 / 76 mm | 7903400707 | 4014915098164 |  |
| | Grit 120 Ø 13 / 19 / 26 / 38 / 51 / 76 mm | 7903400708 | 4014915098171 | |
| | Grit 240 Ø 13 / 19 / 26 / 38 / 51 / 76 mm | 7903400709 | 4014915098188 | |
| Sanding belt for OSM600 | Grit 100 x 600 mm 80 / 100 / 120 mm (3 pcs) | 7903400705 | 4046664071716 | |

BTS800 / BTS900


| | Description | Article number | Barcode | |
|----------------------------------|--|----------------|---------------|---|
| Sanding belt / disc set – 12 pcs | Sanding paper grit 80, 120 and 180 (3 pcs) | 7903302601 | 4014915086642 |  |
| | Sanding belt grit 80, 120 and 180 (1 pcs) | | | |
| Sanding disc set | Ø 150 mm – grit 80 (10 pcs) | 88000208 | 4014915032472 |  |
| | Ø 150 mm – grit 120 (10 pcs) | 88000209 | 4014915032489 | |
| | Ø 150 mm – grit 180 (10 pcs) | 88000220 | 4014915039976 | |
| Sanding belt set | 914 x 100 mm – grit 80 (3 pcs) | 88000211 | 4014915032502 |  |
| | 914 x 100 mm – grit 120 (3 pcs) | 88000212 | 4014915032519 | |
| | 914 x 100 mm – grit 180 (3 pcs) | 88000221 | 4014915039983 | |
| Sanding mesh diameter 150 mm | Grit 80 and 180 (5 pcs) | 7903301706 | 4014915039983 |  |



BTS700

| | Description | Article number | Barcode | |
|----------------------------------|---|----------------|---------------|---|
| Sanding belt / disc set – 12 pcs | Sanding paper grit 80, 120 and 180 (à 3 pcs) Sanding belt grit 60, 100 and 180 (à 1 pcs) | 3903301707 | 4046664026600 |  |
| Sanding disc set (Velcro) | Ø 125 mm – grit 80 / grit 120 / grit 180 (3 pcs) | 7903301701 | 4014915098195 |  |
| Sanding belt set | 762 x 25 mm – grit 60 / grit 100 / grit 180 (3 pcs) | 7903301702 | 4014915098201 |  |
| Sanding belt set | 25 x 762 mm – grit 80 25 x 762 mm – grit 120 | 7903306603 | 4014915228066 |  |

BGS700

| | Description | Article number | Barcode | |
|------------------|---|----------------|---------------|---|
| Sanding belt set | 686 x 50 mm – grit 60 (3 pcs) 686 x 50 mm – grit 120 (3 pcs) 686 x 50 mm – grit 180 (3 pcs) | 7903303701 | 4014915098218 |  |



UNIVERSAL SANDING AND GRINDING TOOL

- For sanding areas that are hard to access, for textured, curved or profiled timber as well as for deburring metal or removing rust
- Quick and easy replacement of flap wheel, thanks to **auto-lock system**
- **Powerful 300 W motor**
- **Ergonomic design with soft-grip handle** ensures comfortable use and secure guidance
- **Brush width 10 mm / 60 mm**
- **Adjustable speed** from 1600 to 3200 rpm allows operation to suit the material and application
- **Integrated connection for external dust extraction**
- **Additional brush attachments** are available as accessories for different requirements



Additional handle for
safe and precise work



Variable speed



INCLUDED



300 W motor

Sanding brush 60 mm
diameter

SPECIFICATIONS


| | |
|---------------------------|--------------------|
| Dimensions L x W x H | 410 x 135 x 135 mm |
| Grinding/sanding diameter | 60 mm |
| Grinding/sanding width | 10 / 60 mm |
| Motor speed | 1600 – 3200 rpm |
| Motor | 230-240 V~ / 50 Hz |
| Input | 300 W |

LOGISTICAL DATA

| | |
|----------------------|--------------------|
| Weight net / gross | 1.8 / 2.6 kg |
| Packaging dimensions | 500 x 160 x 140 mm |
| Article number | 5903822901 |
| Barcode | 4046664233572 |
| 20 Container | 3300 pcs |
| 40 Container | 6420 pcs |
| 40 HQ Container | 7980 pcs |

PRODUCT DETAILS

Sanding brush width
10 mm / 60 mm



One device, numerous
options




300 Watt motor



Variable speed
1600 – 3200 rpm



Auto-lock system



Softgrip handle



EXAMPLES OF USE



Sanding of untreated
timbers




Sanding of areas that
are hard to access,
e.g. grooves



Sanding of curved or
profiled surfaces, e.g.
table legs



Sanding of extensive
surfaces



Rust removal
(with optional accessories)



Quick and easy replacement of flap wheel, thanks
to auto-lock system.



Two handles
for comfortable use

Variable speed
1600 – 3200 rpm

Auto-lock system
quick and easy replacement of flap
wheel

Powerful motor
300 Watt

UNIVERSAL SANDING AND GRINDING TOOL

- Suitable for different materials such as timber, metal, stone, tiles, plastic and painted surfaces
- Ideal for cleaning, degreasing, satin finishing, polishing, brightening, grinding and sanding
- Grinding/sanding or brushing ensures thorough cleaning of different surfaces
- Powerful 1300 W motor
- Two handles for comfortable use and secure guidance
- Brush width 100 mm, diameter 120 mm
- Also suitable for working on small areas and narrow sections
- Variable speed range 900 – 3,200 rpm
- Soft-start function to protect the motor
- Integrated connection for an extraction system
- Additional brush attachments are available as accessories for different requirements
- Includes brass wire brush for various work on timber, metal and stone



Connection for
dust extraction



Variable speed



1300 W motor

Grinding/sanding brushes
120 mm diameter

Soft-start function



SPECIFICATIONS

| | |
|---------------------------|-------------------------|
| Dimensions L x W x H | 460 x 205 x 140 mm |
| Grinding/sanding diameter | 120 mm |
| Grinding/sanding width | 100 mm |
| Motor speed | 900 – 3200 rpm |
| Motor | 220 – 240 V~ / 50/60 Hz |
| Input | 1300 W |

LOGISTICAL DATA

| | |
|----------------------|--------------------|
| Weight net / gross | 4.9 / 5.4 kg |
| Packaging dimensions | 470 x 210 x 140 mm |
| Article number | 5903819901 |
| Barcode | 4046664161950 |
| 20 Container | 1800 pcs |
| 40 Container | 3600 pcs |
| 40 HQ Container | 4500 pcs |

PRODUCT DETAILS

Grinding/sanding width : 100 mm
Grinding/sanding diameter: 120 mm



Softstart

**SOFT
START**



1300 W motor



Variable speed
900 – 3.200 min⁻¹



Power-pack



Robust




EXAMPLES OF USE



Polishing



Satin Finishing



Cleaning



Grinding/Sanding



De-Rusting




Brightening



Two handles for comfortable use and secure guidance.

Two handles

for comfortable use



Extraction possibility

for dust-free working




Variable speed

900 – 3.200 min⁻¹



Includes brass wire brush

for various work on timber, metal and stone



Powerful motor

1300 Watt



Softstart function

motor-friendly



OPTIONAL ACCESSORIES

COTTON BRUSH

Article number:
7903800712
Barcode:
4014915231486



SYNTHETIC FIBRE BRUSH

Article number:
7903800713
Barcode:
4014915231493



PLASTIC FIBRE BRUSH

Article number:
7903800714
Barcode:
4014915231509




ABRASIVE NYLON BRUSH

Article number:
7903800715
Barcode:
4014915231516



METAL WIRE BRUSH

Article number:
7903800719
Barcode:
4014915231554



BRASS WIRE BRUSH

Article number:
7903800718
Barcode:
4014915231547



SILICON CARBIDE BRUSH

Article number:
7903800720
Barcode:
4014915231561



SANDING STRIP BRUSH

Article number:
7903800716
Barcode:
4014915231523



BRUSH WITH ABRASIVE FLAPS

Article number:
7903800717
Barcode:
4014915231530



















TWISTED METAL WIRE BRUSH











Article number:
7903800721
Barcode:
4014915231578



MRS1300

| | Description | Article number | Barcode |
|--|--|----------------|---------------|
| Cotton brush  | Suitable for polishing marble as well as painted and unpainted metals (diameter 125 mm, width 100 mm) | 7903800712 | 4014915231486 |
| |   | | |
| Synthetic fibre brush  | Suitable for cleaning flat and irregular timber, stone and metal areas as well as tiles and joints (diameter 125 mm, width 100 mm) | 7903800713 | 4014915231493 |
| |    | | |
| Plastic fibre brush  | Suitable for cleaning smooth and irregular timber, stone and metal areas as well as tiles and joints. Also suitable for brushing synthetic grass (diameter 125 mm, width 100 mm) | 7903800714 | 4014915231509 |
| |   | | |
| Abrasive nylon brush  | Suitable for cleaning flat and irregular timber, stone and metal areas as well as for degreasing and scouring (diameter 125 mm, width 100 mm) | 7903800715 | 4014915231516 |
| |   | | |
| Sanding strip brush  | Suitable for sanding timber, with an irregular surface, too (diameter 125 mm, width 100 mm) | 7903800716 | 4014915231523 |
| |   | | |

MRS1300

| | Description | Article number | Barcode |
|--|--|----------------|---------------|
| Brush with abrasive flaps  | Suitable for sanding flat timber surfaces (diameter 125 mm, width 100 mm)  | 7903800717 | 4014915231530 |
| Brass wire brush  | Suitable for sanding, brightening and stripping timber, stone, metal (diameter 125 mm, width 100 mm)  | 7903800718 | 4014915231547 |
| Metal wire brush  | Suitable for stripping and sanding different surfaces and materials such as timber, stone or metal (diameter 125 mm, width 100 mm)  | 7903800719 | 4014915231554 |
| Silicon carbide brush  | Suitable for sanding and stripping metal or preparing for welding (diameter 125 mm, width 100 mm)  | 7903800720 | 4014915231561 |
| Twisted metal wire brush  | Suitable for heavy-duty sanding or stripping flat stone and metal surfaces (diameter 125 mm, width 100 mm)  | 7903800721 | 4014915231578 |

DRILL BIT SHARPENER

- Makes dull drill bits like new, in just 3 easy steps
- Diamond sharpening wheel provides hundreds of sharpenings
- Sharpens most popular metal drill bit types and sizes
- 80 Watt motor gives ample power for all applications
- Diamond grinding wheel ensures a fine, razor sharp finish on a range of tools
- Extremely effective on high-speed drill bits (3 – 13 mm)



SPECIFICATIONS


| | |
|---------------------------|--------------------|
| Dimensions L x W x H max. | 220 x 180 x 160 mm |
| Drill Ø | 3 – 13 mm |
| Grinding disc Ø | 79 mm |
| Speed | 4200 rpm |
| Motor | 230 V~ / 50 Hz |
| Engine power | 80 W |

LOGISTICAL DATA

| | |
|----------------------|--------------------|
| Weight net / gross | 2.7 / 3.1 kg |
| Packaging dimensions | 230 x 190 x 165 mm |
| Article number | 5903404901 |
| Barcode | 4046664063957 |
| 20 Container | 3072 pcs |
| 40 Container | 6140 pcs |
| 40 HQ Container | 7456 pcs |

PRODUCT DETAILS

High-performance 80 Watt motor power



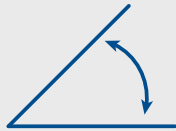
Particularly space-saving design,
220 x 180 x 160 mm



Premium-quality diamond grinding stone
for perfect grinding



Standard point angle: 118°



Grinding disc speed –
4200 rotations per minute



Grinding disc Ø 79 mm



THREE SIMPLE STEPS TO A SHARP DRILL BIT




Long service life



Drill bits with a
diameter of
3 to 13 mm can be
sharpened


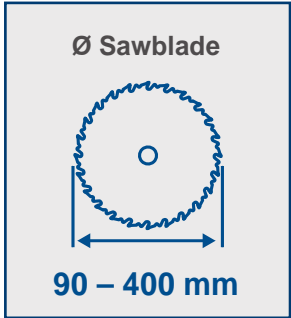


High-quality
copper coil



SAW BLADE SHARPENING MACHINE

- Suitable for sharpening saw blades, e.g. from circular table saws, sliding cross-cut mitre saws, plunge saws or hand-held circular saws
- Suitable for carbide-tipped and CV saw blades with a diameter 90 – 400mm
- Powerful 110 W motor, 5,700 rpm
- Precise angle adjustment from -25° to +25° using integrated scale
- Protective panel ensures increased safety during sharpening
- Secure and stable positioning, thanks to solid base plate and a weight of 4.9 kg
- Includes 100 mm diamond disc and 103 mm ceramic disc



INCLUDED

SPECIFICATIONS

| | |
|--------------------|----------------|
| Saw blade diameter | 90 – 400 mm |
| Idle speed | 5700 rpm |
| Ceramic disc - Ø | 103 mm |
| Diamond disc - Ø | 100 mm |
| Motor | 230 V~ / 50 Hz |
| Input | 110 W |

LOGISTICAL DATA

| | |
|----------------------|--------------------|
| Weight net / gross | 4.9 / 5.7 kg |
| Packaging dimensions | 365 x 275 x 295 mm |
| Article number | 5913301917 |
| Barcode | 4046664184768 |
| 20 Container | 870 pcs |
| 40 Container | 1750 pcs |
| 40 HQ Container | 1950 pcs |



EXAMPLES OF USE SUITABLE FOR SAW BLADES FROM

Circular table saws



Sliding cross-cut mitre saws




Plunge saws



Hand-held circular saws

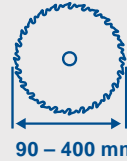


And many other applications

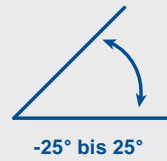


PRODUCT DETAILS

Ø Sawblade



Grinding angle



Ø Diamond grinding disc



Ø Ceramic grinding disc



Grinding disc speed



Compact design



Suitable for saw blades with a diameter of 90 to 400 mm

Ergonomic handle ensures particularly easy use



GRINDING DISC



Ceramic disc
For grinding HSS/CV saw blades



Diamond disc
For grinding carbide saw blades



UNIVERSAL 3IN1 WALL, FLOOR AND CEILING PROCESSING SYSTEM

- Universal tool for sanding plasterboard and timber, for grinding as well as for removing residual adhesive or filler
- **Practical 3-in-1 function:** wall sander/grinder, ceiling sander, floor sander
- **Powerful 1,050 W motor** with adjustable speed from 410 to 1,900 rpm
- **Easy disc replacement**, thanks to spindle lock
- Disc diameter 180 mm
- Velcro fastener allows easy replacement of discs
- **You can work close to edges, thanks to removable cover** – perfect for use in transitional areas between wall and floor
- **Integrated vacuum function** using 25 litre dust bag and flexible extraction hose (1 to 3.5 m)
- Connection for external dust extraction
- Adjustable handle for adapting to the relevant application
- Carbide cup wheel for removing coarse surfaces
- Includes dust bag, assembly key, dust hose, vacuum adapter, carbide cup wheel, 6 sanding discs

OPTIONAL ACCESSORIES

SANDING DISC SET




10x

Ø 180 mm

Article number: 7903800710
Barcode: 4014915230397

CARBIDE CUP WHEEL



Article number: 7903800711
Barcode: 4014915230403



SPECIFICATIONS

| | |
|--------------------------|--------------------|
| Dimensions L x W x H | 370 x 210 x 170 mm |
| Sanding disc diameter | 180 mm |
| Speed | 410 – 1900 rpm |
| Dust collection diameter | 40 mm |
| Motor | 230 V~ / 50 Hz |
| Input | 1050 W |

LOGISTICAL DATA

| | |
|----------------------|--------------------|
| Weight net / gross | 4 / 5 kg |
| Packaging dimensions | 380 x 220 x 190 mm |
| Article number | 5903825901 |
| Barcode | 4046664249337 |
| 20 Container | 1640 pcs |
| 40 Container | 3400 pcs |
| 40 HQ Container | 3980 pcs |




EXAMPLES OF USE

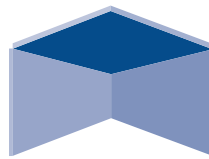
Interior construction




Floor



Ceiling



Walls




3in1

- ✓ Drywall sander
- ✓ Ceiling sander
- ✓ Floor sander




Drywall



Floor with glue



Wall surfacer




Wood



The adjustable handle can be adapted to any application.



The carbide cup wheel ensures a particularly high level of material is removed.



Thanks to variable speed, different materials can be processed.




Removable cover for easy sanding between wall and floor.

PRODUCT DETAILS

Velcro fastener



Sanding disc diameter 180 mm



Adjustable speed
from 410 to 1,900 rpm



Softgrip



Adjustable handle




Lightweight



WALL AND CEILING SANDER

- Powerful 710 W motor
- Variable speed control enables perfect results on different surfaces
- Large areas can be covered in one operation thanks to a 210 mm sanding plate
- With telescopic function for optimized working on areas that are difficult to access
- Sanding disc can be quickly changed using the velcro fastener
- Its light weight of 4.9 kg and many grip options allow working that does not tire you out
- Delivery contents: LED work lamp, 4 m extraction hose, 6 sanding discs, Suction adapter



SPECIFICATIONS

| | |
|--|----------------------------|
| Dimensions L x W x H | 1450 – 1700 x 255 x 240 mm |
| Sanding disc diameter | 215 mm |
| Speed | 800 – 1800 rpm |
| Sanding plate diameter | 210 mm |
| Dust collection diameter inner / outer | 35 mm / 38.5 mm |
| Motor | 220 – 240 V~ / 50 Hz |
| Input | 710 W |

LOGISTICAL DATA


| | |
|----------------------|--------------------|
| Weight net / gross | 4.9 / 6.2 kg |
| Packaging dimensions | 710 x 280 x 240 mm |
| Article number | 5903817901 |
| Barcode | 4046664127963 |
| 20 Container | 567 pcs |
| 40 Container | 1206 pcs |
| 40 HQ Container | 1340 pcs |



Sanding disc can be quickly changed using the velcro fastener



Removable cover for easy sanding between wall and floor



The lamp provides the perfect view even in poor lighting conditions



PRODUCT DETAILS

Telescope function, can be extended steplessly




Sanding disc, 210 mm, with Velcro fastener for easy replacement of abrasive paper



Sanding disc diameter 215 mm

Perfect sanding results, thanks to variable speed 800 - 1800 rpm



LED lamp provides perfect lighting

Easy storage owing to foldable frame



Foldable sanding head for over-head work (ceiling sander)



Extensive areas can be processed quickly and easily, thanks to the large sanding disc




EXAMPLES OF USE

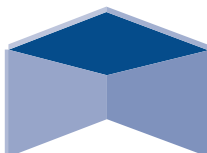
Interior construction




Floor



Ceiling




Walls






Drywall



Floor with glue



Wall surfacer



Easy storage, foldable



WALL AND CEILING SANDER

- Replaceable head system with a circular and a triangular sanding head
- High-performance 710 W motor
- Adjustable speed control for perfect results on different surfaces
- Covers extensive areas in one action, thanks to large sanding discs (215 mm in diameter) and abrasive triangles (282 x 282 x 282 mm)
- Telescopic function so hard-to-reach areas can be processed perfectly
- Quick replacement of sanding paper, thanks to Velcro fastener
- Light weight of 4.5 kg with many holding options for fatigue-free working
- Comprehensive delivery contents: 4 m extraction hose with 2 extraction adapters and 12 each of circular and triangular sanding discs



INCLUDED

SPECIFICATIONS

| | |
|--|----------------------------|
| Dimensions L x W x H L x B x H | 1400 – 1650 x 250 x 240 mm |
| Circular sanding disc diameter | 215 mm |
| Triangular sanding paper | 282 x 282 x 282 mm |
| Circular disc speed | 1200 – 2500 rpm |
| Triangular abrasive paper oscillations | 3500 – 7500 rpm |
| Dust collection diameter inner / outer | 45 mm / 50 mm |
| Motor | 230 – 240 V~ |
| Input | 710 W |

LOGISTICAL DATA

| | |
|----------------------|--------------------|
| Weight net / gross | 4.5 / 8.9 kg |
| Packaging dimensions | 735 x 286 x 265 mm |
| Article number | 5903805901 |
| Barcode | 4046664044550 |
| 20 Container | 495 pcs |
| 40 Container | 1020 pcs |
| 40 HQ Container | 1279 pcs |

2IN1

- ✓ Plasterboard
- ✓ Triangular sander




EXAMPLES OF USE

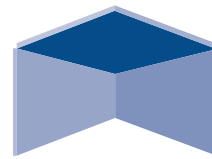
Interior construction




Floor



Ceiling



Walls



PRODUCT DETAILS

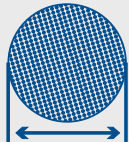
Telescope function, can be extended steplessly




Sanding disc, 210 mm, with Velcro fastener for easy replacement of abrasive paper



Sanding disc diameter 215 mm



Sanding triangle dimensions 282 x 282 x 282 mm



Perfect sanding results, thanks to variable speed
1200 – 2500 rpm
3500 – 7500 rpm
depending on attachment




Easy storage owing to foldable frame




Foldable sanding head for over-head work (ceiling sander)



The abrasive paper can be quickly replaced, thanks to Velcro fastener



Two sanding attachments - perfect for surface sanding and processing corners





Using the telescope function, ceilings can be processed easily and effectively.



Thanks to the triangular sanding head, even hard-to-reach areas can be sanded.


DS930

| | Description | Article number | Barcode |
|--|-------------------|----------------|---------------|
| Circular abrasive paper Ø 215 mm | Grit 80 (10 pcs) | 5903802701 | 4046664031574 |
| | Grit 100 (10 pcs) | 5903802702 | 4046664031581 |
| | Grit 120 (10 pcs) | 5903802703 | 4046664031598 |
| | Grit 150 (10 pcs) | 5903802704 | 4046664031635 |
| | Grit 180 (10 pcs) | 5903802705 | 4046664031611 |
| | Grit 240 (10 pcs) | 5903802706 | 4046664031628 |
| Triangular abrasive paper 280 x 280 x 280 mm | Grit 80 (10 pcs) | 7903800601 | 4046664035749 |
| | Grit 100 (10 pcs) | 7903800602 | 4046664035756 |
| | Grit 120 (10 pcs) | 7903800603 | 4046664035763 |
| | Grit 150 (10 pcs) | 7903800604 | 4046664035770 |
| | Grit 180 (10 pcs) | 7903800605 | 4046664035787 |
| | Grit 240 (10 pcs) | 7903800606 | 4046664035794 |



DS920x

| | Description | Article number | Barcode |
|----------------------------------|---|----------------|---------------|
| Circular abrasive paper Ø 225 mm | Grit 80, 100, 120, 150, 180 and 240 (à 1 pcs) | 5903801701 | 4014915087120 |
| | Sanding mesh Ø 225 mm | 7903800709 | 4014915230373 |




6x



10x

DS200

| | Description | Article number | Barcode |
|----------------------------------|-------------------|----------------|---------------|
| Circular abrasive paper Ø 215 mm | Grit 80 (10 pcs) | 5903802701 | 4046664031574 |
| | Grit 100 (10 pcs) | 5903802702 | 4046664031581 |
| | Grit 120 (10 pcs) | 5903802703 | 4046664031598 |
| | Grit 150 (10 pcs) | 5903802704 | 4046664031635 |
| | Grit 180 (10 pcs) | 5903802705 | 4046664031611 |
| | Grit 240 (10 pcs) | 5903802706 | 4046664031628 |




10x



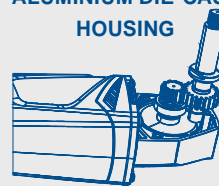
WALL CHASER

- Ideal for chases in concrete, brickwork, render or plaster
- **Powerful 2250 W motor**, 5400 rpm
- Ø 125 mm diamond cutting wheel
- **Stepless, tool-free cutting depth adjustment** ensures maximum flexibility 0 to maximum 40 mm cutting depth, thanks to dual gears
- Adaptable cutting width adjustment with up to 4 cutting wheels for narrow and wide chases from 8 to 40 mm
- Easy cutting wheel replacement, thanks to spindle lock
- **Soft-start** is gentle on the motor and protection against overload ensures a long service life
- Large working radius, thanks to 4 m cable
- **Electronic feedback circuitry** ensures uniform, reliable power even when subjected to load
- Additional guide wheels on the sides allow precise guidance of the tool
- **Ergonomic and compact design** with soft-grip surface and 2-hand operation
- Connection for external dust extraction
- **Includes 4 diamond cutting wheels Ø 125 mm**

ELECTRONIC FEEDBACK CIRCUITRY



DUAL GEARS WITH ALUMINIUM DIE-CAST HOUSING



SPECIFICATIONS

| | |
|------------------------|----------------------|
| Dimensions L x W x H | 465 x 211 x 151 mm |
| Cutting wheel diameter | 125 mm |
| Speed | 5400 rpm |
| Groove width | 8 – 40 mm |
| Groove depth | 0 – 40 mm |
| Motor | 220 – 240 V~ / 50 Hz |
| Input | 2250 W |

LOGISTICAL DATA

| | |
|----------------------|--------------------|
| Weight net / gross | 5.5 / 7.2 kg |
| Packaging dimensions | 520 x 288 x 182 mm |
| Article number | 5902602901 |
| Barcode | 4046664233558 |
| 20 Container | 960 pcs |
| 40 Container | 2088 pcs |
| 40 HQ Container | 2396 pcs |

APPLICATION EXAMPLES OF CHASES IN



Bricks



Cement



Plaster

PRODUCT DETAILS

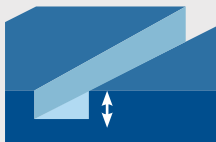
Overload protection



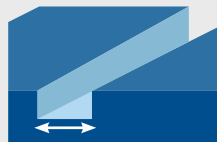
Soft-start



Groove depth 0 – 40 mm



Groove width 8 – 40 mm



Powerful motor
2250 W



Cutting wheel diameter
125 mm



Ergonomic handling with soft-grip surface.



Additional guide wheels on the sides allow precise guidance of the tool.



Easy cutting wheel replacement, thanks to spindle lock.



Adaptable cutting width adjustment with up to 4 cutting wheels for narrow and wide chases from 8 to 40 mm.



Stepless, tool-free cutting depth adjustment ensures maximum flexibility 0 to maximum 40 mm cutting depth, thanks to dual gears.

4 T LOG SPLITTER

- Splitting up to 100 logs per hour, its safe, silent operation will split green wood logs or seasoned timbers effortlessly
- 4 tons of hydraulic ram splitting power
- Log splitter capacity 370 mm x Ø 250 mm
- Hydraulic cylinder with auto return
- Torsion-resistant, powder-coated steel structure
- **Sturdy splitting blade**
- Two handed operation keeps hands clear of action while operating
- Low maintenance, small footprint
- **Safety cover around the splitting zone**
- Storage table for split wood

Engine power



230 V~ / 50 Hz

1500 W

OPTIONAL ACCESSORIES

HYDRAULIC OIL
1 litre



Article number: 16020280
Barcode: 44014915037583

HYDRAULIC OIL
5 litre



Article number: 16020281
Barcode: 4014915037590

Powerful splitting



max. 4 t

Safety cage

Variable stroke adjustment



★ ★ ★
**Safety cage
against
splintering wood**



SPECIFICATIONS

| | |
|--------------------------|----------------|
| Splitting power max. | 4 t |
| Wood Ø min – max. | 50 – 250 mm |
| Wood length min – max. | 130 – 370 mm |
| Hydraulic fluid capacity | 2.4 L |
| Operating pressure | 165 bar |
| Motor | 230 V~ / 50 Hz |
| Engine power | 1500 W |

LOGISTICAL DATA

| | |
|----------------------|--------------------|
| Weight net / gross | 45 / 48.5 kg |
| Packaging dimensions | 790 x 325 x 510 mm |
| Order number | 5905209901 |
| Article number | 4046664071440 |
| 20 Container | 196 pcs |
| 40 Container | 420 pcs |
| 40 HQ Container | 525 pcs |

EXAMPLES OF USE



Hardwood



Softwood



The HL460 effortlessly splits wood with a diameter of 250 mm.


PRODUCT DETAILS

Log diameter



55 - 250 mm

Log size



370 mm

Powerful splitting



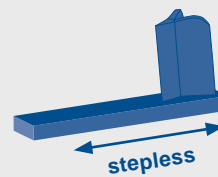
max. 4 t

Engine power



1500 W

Adjustable splitting system



stepless

Compact design



Automatic reverse after splitting process

Safety cover around the splitting zone



Sturdy splitting blade



Wheels



The 2-hand safety operation and the on/off switch allow safe and effective working.



The steplessly adjustable splitting stroke ensures efficient working.

7 T LOG SPLITTER

- Splits stored and fresh wood effortlessly
- Splitting force: **7 tonnes**
- **Log splitter capacity** maximum length 52 cm, up to 25 cm diameter
- Hydraulic cylinder with automatic return
- Torsion-resistant, powder-coated steel structure
- Sturdy splitting blade
- Powerful **motor of 2200 W**
- Freely-adjustable splitting stroke
- **Optimised safety** thanks to two-handed operation
- **Low maintenance, small footprint**
- Safety cover around the splitting area
- Tray table for logs
- Including machine stand (HL760LS)

Engine power



220 - 240 V~ / 50 Hz

2200 W



Safety cage
against
splintering wood

360°

HL760LS



Powerful splitting




max. 7 t

Variable stroke
adjustment

Powerful
2200 W
Motor

Safety cage

INCLUDED



only
HL760LS

SPECIFICATIONS

| | |
|-------------------------|--|
| Dimensions L x W x H | 1160 x 425 x 610 mm (HL760L) 1160 x 725 x 1350 mm (HL760LS) |
| Splitting power max. | 7 t |
| Wood Ø min. – max. | 50 – 250 mm |
| Wood length min. – max. | 200 – 520 mm |
| Speed forward | 3,08 cm/s |
| Speed backward | 5,29 cm/s |
| Motor | 220 – 240 V~ / 50 Hz |
| Engine power | 2200 W |

LOGISTICAL DATA

| | HL760LS | HL760L |
|----------------------|--------------------|---------------|
| Weight net / gross | 57 / 60 kg | 59 / 63 kg |
| Packaging dimensions | 950 x 325 x 510 mm | |
| Article number | 5905211934 | 5905211903 |
| Barcode | 4046664120698 | 4046664121787 |
| 20 Container | 168 pcs | 168 pcs |
| 40 Container | 344 pcs | 344 pcs |
| 40 HQ Container | 430 pcs | 430 pcs |

EXAMPLES OF USE



Hardwood



Softwood



Sturdy splitting blade

Safety cover around the splitting zone

Automatic reverse after splitting process


Wheels

PRODUCT DETAILS

Log diameter



Log size



Powerful splitting



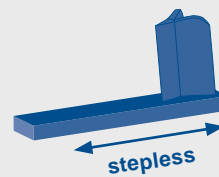
max. 7 t

Engine power



2200 W

Adjustable splitting system



Compact design



Including machine stand



only HL760LS



The steplessly adjustable splitting stroke ensures efficient working.



The 2-hand safety operation and the on/off switch allow safe and effective working.



The HL760LS / HL760L effortlessly splits wood with a diameter of 250 mm.

7 T LOG SPLITTER

- Powerful 7 tons splitting power
- Suitable for soft- and hardwood
- Stroke 495 mm
- Wheels for easy transportation
- Two handed operation for enhanced safety
- Torsion-resistant powder-coated steel construction
- Split wood catcher on both sides
- Split wood tray on both sides
- Splitting height can be adjusted




OPTIONAL ACCESSORIES

HYDRAULIC OIL
1 litre

Article number: 16020280
Barcode: 44014915037583

HYDRAULIC OIL
5 litre

Article number: 16020281
Barcode: 4014915037590



SPECIFICATIONS

| | 230 V~ | 400 V~ |
|------------------------------|----------------|----------------|
| Splitting power max. | 7 t | |
| Splitting length min. – max. | 100 – 550 mm | |
| Wood Ø min. – max. | 100 – 300 mm | |
| Stroke | 495 mm | |
| Motor | 230 V~ / 50 Hz | 400 V~ / 50 Hz |
| Engine power | 3000 W | 2100 W |

LOGISTICAL DATA

| | 230 V~ | 400 V~ |
|----------------------|---|--------------------|
| Weight net / gross | 98.2 / 103.5 kg | 97.5 / 102.5 kg |
| Packaging dimensions | 550 x 345 x 1035 mm 550 x 345 x 1150 mm (with palette) | |
| Article number | 5905309901 (230 V~) | 5905309902 (400 V) |
| Barcode | 4046664071471 | 4046664071501 |
| 20 Container | 124 pcs | |
| 40 Container | 256 pcs | |
| 40 HQ Container | 256 pcs | |

EXAMPLES OF USE



Hardwood



Softwood



The HL730 effortlessly splits wood with a diameter of 300 mm.

2 power settings



| | |
|----------------|----------------|
| 230 V~ / 50 Hz | 400 V~ / 50 Hz |
| 3000 W | 2100 W |



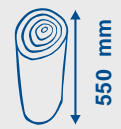
The 2-hand safety operation and the on/off switch allow safe and effective working.

PRODUCT DETAILS

Log diameter



Log size



Powerful splitting



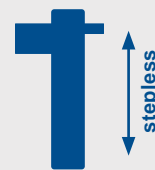
max. 7 t

Engine power



2100 / 3000 W

Adjustable splitting system




Compact design

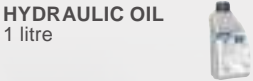


8 T LOG SPLITTER

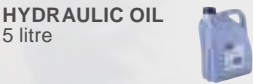
- Generates up to 8 tons of splitting pressure
- Splits all kinds of wood, hard or soft
- Cylinder stroke 550 mm
- Large wheels and a carriage device provides mobility
- An exceptionally high safety standard by virtue of the two handed operating system
- Torsional stability – resistant steel construction
- Wood catcher on each side
- Splitting height can be adjusted



OPTIONAL ACCESSORIES



Article number: 16020280
Barcode: 44014915037583



Article number: 16020281
Barcode: 4014915037590



SPECIFICATIONS

| | 230 V~ | 400 V~ |
|------------------------------|---------------------|----------------|
| Dimension | 845 x 935 x 1500 mm | |
| Splitting power max. | 8 t | |
| Splitting length min. – max. | 100 – 550 mm | |
| Wood Ø min. – max. | 80 – 300 mm | |
| Stroke | 550 mm | |
| Motor | 230 V~ / 50 Hz | 400 V~ / 50 Hz |
| Engine power | 3000 W | 3500 W |

LOGISTICAL DATA


| | 230 V~ | 400 V~ |
|----------------------|---|--------------------|
| Weight net / gross | 109,9 / 117 kg | 108,8 / 115,9 kg |
| Packaging dimensions | 560 x 400 x 1040 mm 560 x 400 x 1150 mm (with palette) | |
| Article number | 5905310901 (230 V~) | 5905310902 (400 V) |
| Barcode | 4046664071488 | 4046664071495 |
| 20 Container | 112 pcs | |
| 40 Container | 228 pcs | |
| 40 HQ Container | 228 pcs | |

PRODUCT DETAILS

Log diameter



Log size



Powerful splitting



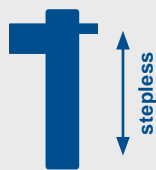
max. 8 t

Engine power



3000 / 3500 W

Adjustable splitting system



Compact design



EXAMPLES OF USE



Hardwood



Softwood



The HL810 effortlessly splits wood with a diameter of 300 mm.



2 power setting



230 V~ / 50 Hz

3000 W

400 V~ / 50 Hz

3500 W



The 2-hand safety operation and the on/off switch allow safe and effective working.

7.95 T METRE LOG SPLITTER

- Powerful splitting force of 7.95 tonnes
- Patented splitting technique – the only log splitter in Europe under 8 tonnes that can split metre logs
- GS-certified
- Powerful motor of max. 3500 W (400 V~)
- Its compact design makes it easy to store
Machine height of only 99 cm in retracted position
- Drift-free and tilt safe construction
- Tilting table
- Log catching bar on both sides
- Splits hard or soft wood with a length of up to 1070 mm effortlessly and reliably
- Max. log diameter: 350 mm
- Two large transport wheels
- Vario system for adjustable splitting stroke

Safety clamps on both sides for logs



SPECIFICATIONS

| | 230 V~ | 400 V~ |
|------------------------------|-------------------------|----------------|
| Dimensions L x B x H | 850 x 900 x 990/1465 mm | |
| Dimensions base plate | 366 x 356 x 50 mm | |
| Splitting power max. | 7.95 t | |
| Splitting length min. – max. | 680 – 1070 mm | |
| Wood diameter min. – max. | 80 – 350 mm | |
| Splitting speed max. feed | 3.2 cm/s | 5.5 cm/s |
| Splitting speed max. return | 16 cm/s | 17 cm/s |
| Working pressure | 210 bar | |
| Cylinder stroke | 485 mm | |
| Oil capacity | 4.8 L | |
| Motor | 230 V~ / 50 Hz | 400 V~ / 50 Hz |
| Engine power | 3150 W | 3500 W |

OPTIONAL ACCESSORIES

HYDRAULIC OIL
1 litre



Article number: 16020280
Barcode: 44014915037583

HYDRAULIC OIL
5 litre



Article number: 16020281
Barcode: 4014915037590



LOGISTICAL DATA

| | 230 V~ | 400 V~ |
|--------------------|-------------------|-------------------|
| Weight net / gross | 125 kg / 135.5 kg | 126 kg / 137.5 kg |
| Article number | 5905419901 | 5905419902 |
| Barcode | 4046664128526 | 4046664123293 |
| 20 container | 112 pcs | |
| 40 container | 228 pcs | |
| 40 HQ container | 228 pcs | |

PRODUCT DETAILS

Log diameter



max 350 mm

Log size



max 1070 mm

Adjustable splitting system



Tested safety



Powerful splitting



7,95 t

Compact design



990 mm


Patented splitting technique



Unique in its class



Height of only 990 mm in storage position



Wide range of uses because work table can be swivelled



2 power settings



230 V~ / 50 Hz

3150 W

400 V~ / 50 Hz

3500 W

Induction motor

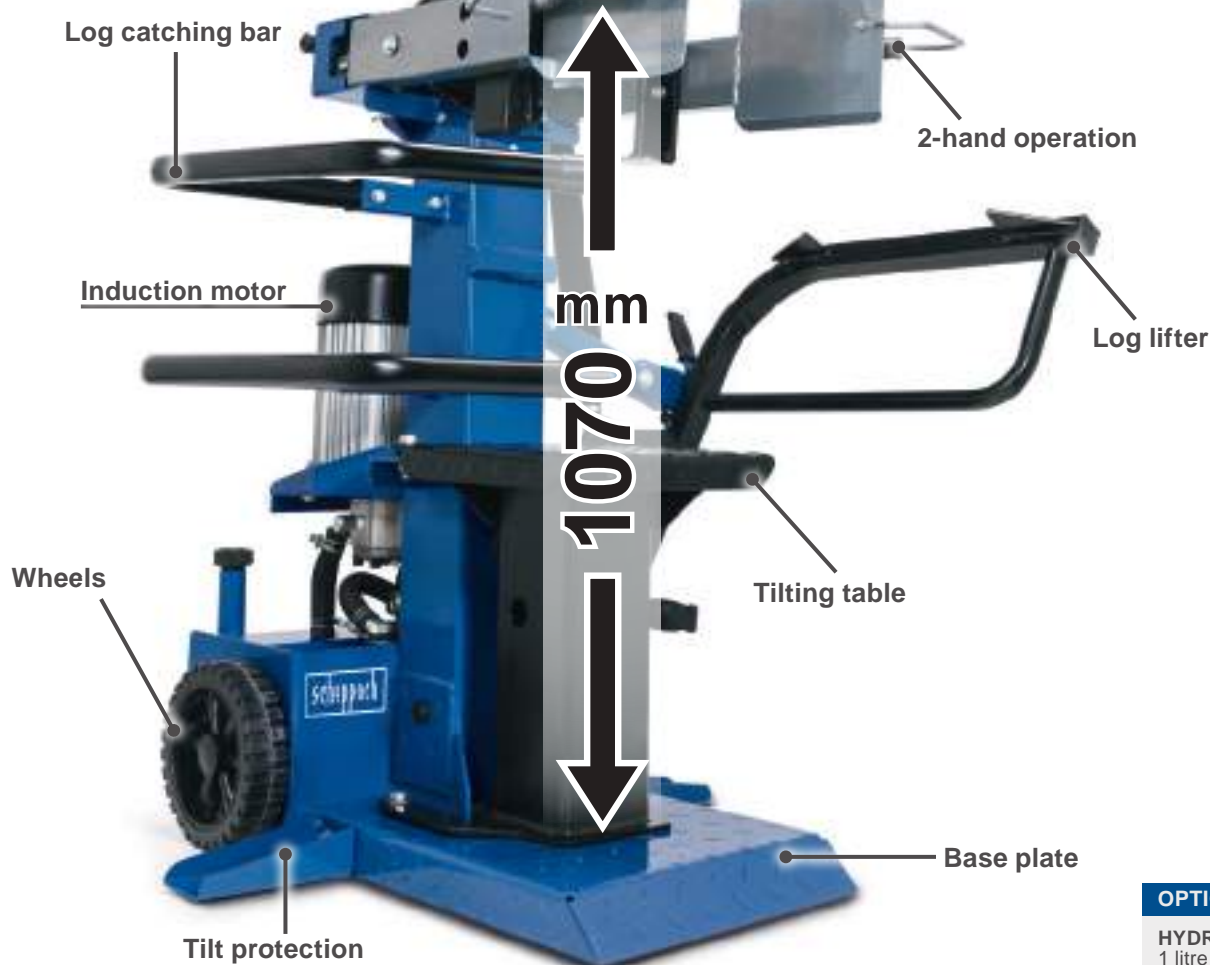




Adjustable splitting stroke

10 T METRE LOG SPLITTER

- Powerful splitting force of 10 tonnes
- Patented splitting technique
- Thanks to the tilting table, you can work particularly quickly
- GS-certified
- Powerful motor of max. 3500 W
- Its compact design makes it easy to store
Machine height of only 102 cm in retracted position
- Drift-free and tilt safe construction
- Log lifter and log catching bar included
- Splits hard or soft wood with a length of up to 1070 mm effortlessly and reliably
- Max. log diameter: 380 mm
- Two transport wheels
- Vario system for adjustable splitting stroke



SPECIFICATIONS

| | 230 V~ | 400 V~ |
|------------------------------|----------------------------|-----------|
| Dimensions L x B x H | 830 x 930 x 1020 / 1500 mm | |
| Dimensions base plate | 321 x 353 x 70 mm | |
| Splitting power max. | 10 t | |
| Splitting length min. – max. | 750 – 1070 mm | |
| Wood diameter min. – max. | 80 – 380 mm | |
| Splitting speed max. feed | 3 cm/s | 5.5 cm/s |
| Splitting speed max. return | 14 cm/s | 15.4 cm/s |
| Working pressure | 256 bar | |
| Cylinder stroke | 485 mm | |
| Oil capacity | 4.8 L | |
| Motor | 230 V~ / 50 Hz | 400 V~ |
| Engine power | 3150 W | 3500 W |

OPTIONAL ACCESSORIES

HYDRAULIC OIL
1 litre



Article number: 16020280
Barcode: 44014915037583

HYDRAULIC OIL
5 litre



Article number: 16020281
Barcode: 4014915037590

LOGISTICAL DATA

| | 230 V~ | 400 V~ |
|-----------------|---------------|---------------|
| Article number | 5905423901 | 5905423902 |
| Barcode | 4046664157717 | 4046664147015 |
| 40 HQ Container | 162 pcs | 162 pcs |



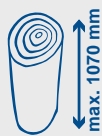
PRODUCT DETAILS

Log diameter



max. 380 mm

Log size



max. 1070 mm

Powerful splitting



10 t

Compact design



1020 mm

Adjustable splitting system



stepless

Transportable



Tested safety



Patented splitting technique



Sturdy construction



Effortless work thanks to log lifter



Easy transport thanks to 2 large wheels



Working at different heights possible because table can be swivelled



2 power settings


230 V~ / 50 Hz

400 V~ / 50 Hz

3150 W

3500 W





Thanks to the compact design, the unit is both space-saving and easy to transport



12 T / 15 T METRE LOG SPLITTER

- Powerful splitting force of 12 tonnes (15 t)
- Patented splitting technique
- Thanks to the tilting table, you can work particularly quickly and
- GS-certified
- Powerful motor of max. 3500W
- Its compact design makes it easy to store
Machine height of only 108 cm in retracted position
- Drift-free and tilt safe construction
- Trunk lifter and log catching bar included
- Splits hard or soft wood with a length of up to 1070 mm effortlessly and reliably
- Max. log diameter: 450 mm
- Three large transport wheels
- Vario system for adjustable splitting stroke



OPTIONAL ACCESSORIES

HYDRAULIC OIL
1 litre



Order No: 16020280
Barcode: 44014915037583

HYDRAULIC OIL
5 litre



Order No: 16020281
Barcode: 4014915037590

SPECIFICATIONS

| | 12 T | 15 T |
|------------------------------|-----------------------------|---------|
| Dimensions L x W x H | 1160 x 960 x 1080 / 1630 mm | |
| Dimensions base plate | 321 x 353 x 70 mm | |
| Splitting power max. | 12 t | 15 t |
| Splitting length min. – max. | 750 – 1070 mm | |
| Wood diameter min. – max. | 120 – 450 mm | |
| Splitting speed max. feed | 3.8 cm/s | |
| Splitting speed max. return | 12.8 cm/s | |
| Working pressure | 240 bar | 267 bar |
| Cylinder stroke | 550 mm | |
| Oil capacity | 7 L | |
| Motor | 400 V~ / 50 Hz | |
| Engine power | 3500 W | |

LOGISTICAL DATA

| | 12 T | 15 T |
|-----------------|------------------|------------------|
| Poids net/brut | 184.5 / 196.8 kg | 185.5 / 197.8 kg |
| Référence | 5905421902 | 5905422902 |
| Gencod | 4046664123316 | 4046664123323 |
| 40 HQ Container | 129 pcs | 129 pcs |

PRODUCT DETAILS

Log diameter



max 450 mm

Log size



max 1070 mm

Adjustable splitting system



stepless

Tested safety



Powerful splitting



12 t (15 t)

Engine power



3500 W

Compact design



1080 mm

Patented splitting technique



mm

1630

Wheels

Induction motor

Wide range of uses because work table can be swivelled



Effortless work thanks to log lifter



Tilt protection for perfect support



25 T METRE LOG SPLITTER

- Splitting force: 25 tonnes
- Splits hardwood or softwood with a length of up to 1100 mm effortlessly and reliably
- The low floor plate makes it easier to collect the logs
- Adjustable splitting stroke
- Large wheels and three-point attachment for mobile use
- The lowerable cylinder saves space when transporting and storing the splitter
- Optimised safety thanks to two-handed operation
- Torsion-resistant, powder-coated steel structure
- Log catching bar
- Log fixing device
- Includes log lifter

Engine power



400 V~ / 50 Hz

5100 W


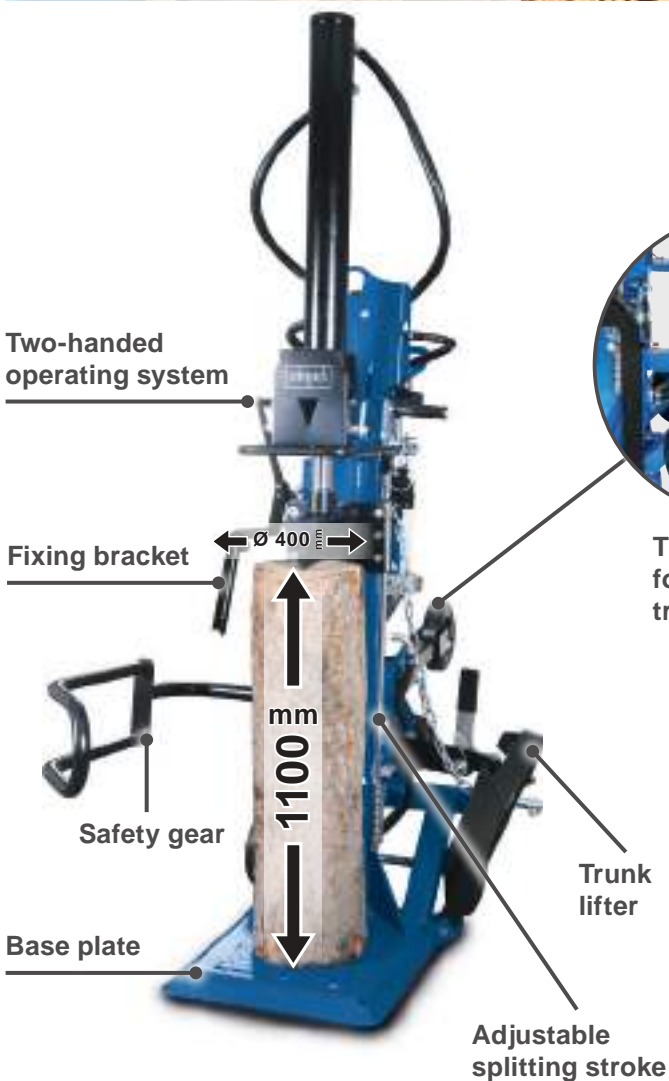


SPECIFICATIONS

| | |
|-------------------------|--|
| Hydraulic pressure max. | 22.7 MPa |
| Cylinder rise | 948 mm |
| Forward speed 1 / 2 | Motor: 10.5 / 4.3 cm/s PTO: 13.1 / 5.3 cm/s |
| Return speed | Motor: 7.5 cm/s PTO: 9.3 cm/s |
| Motor | 400 V + PTO |
| Engine power | 5100 W |

LOGISTICAL DATA

| | |
|----------------------|---|
| Weight net / gross | 319 / 320 kg |
| Packaging dimensions | 940 x 680 x 1900 mm 940 x 680 x 1900 mm (with palette) |
| Article number | 5905509917 |
| Barcode | 4046664111856 |
| 20 Container | 20 pcs |
| 40 Container | 42 pcs |
| 40 HQ Container | 42 pcs |



Three-point linkage for transportation by tractor

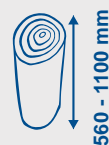
PRODUCT DETAILS

Log diameter



80 - 350 mm

Log size



560 - 1100 mm

Powerful splitting



max. 25 t

Engine power



5100 W

Adjustable splitting system



Robust design



2 drive types



Drive shaft



Induction motor

EXAMPLES OF USE



30 T METRE LOG SPLITTER

- Available as a combination of shaft-driven and electric motor splitter
- 30 ton splitting power
- Powerful motor of 5500 W
- Splits hardwood or softwood with a length of up to 1100 mm effortlessly and reliably
- The low floor plate makes it easier to collect the trunks
- Adjustable splitting stroke
- Large wheels and three-point attachment for mobile use
- The lowerable cylinder saves space when transporting and storing the splitter
- Optimised safety thanks to two-handed operation
- Torsion-resistant, powder-coated steel structur
- 400 V power connection and cardan shaft drive
- Log catching bar
- Log fixing device
- Includes log lifter

Engine power



400 V~ / 50 Hz

5500 W


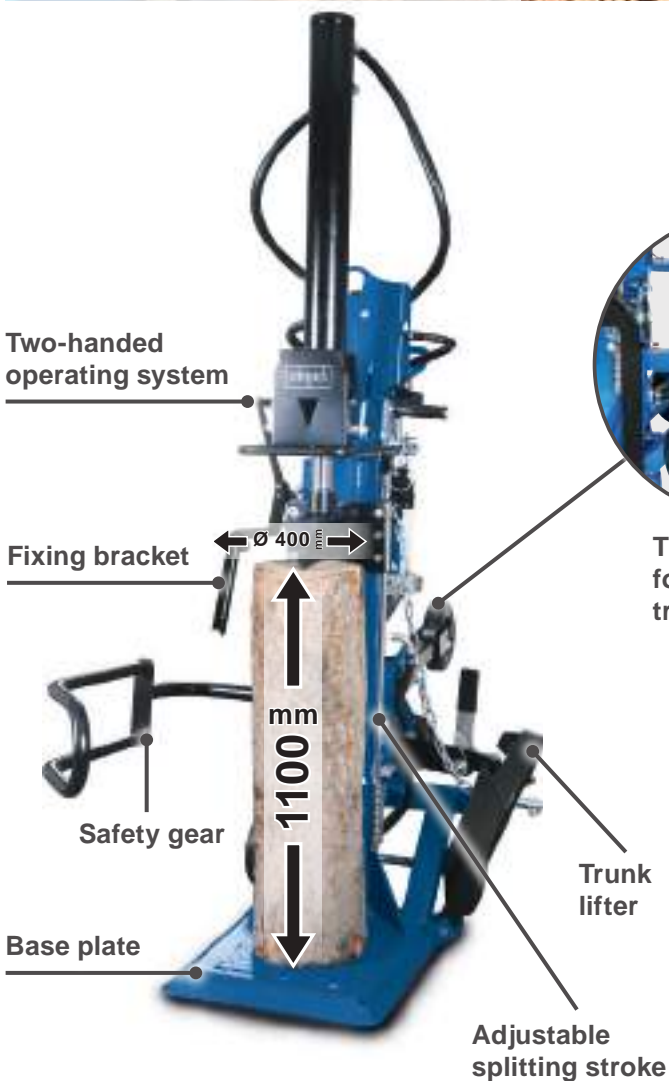


SPECIFICATIONS

| | |
|----------------------|---|
| Splitting power max. | 30 t |
| Wood length max. | 1100 mm |
| Cylinder rise | 948 mm |
| Forward speed 1 / 2 | Motor: 12.5 / 3.,7 cm/s PTO: 21.5 / 5.7 cm/s |
| Return speed | Motor: 6.7 cm/s PTO: 10.4 cm/s |
| Motor | 400 V + PTO |
| Engine power | 5500 W |

LOGISTICAL DATA

| | |
|----------------------|---------------------|
| Weight net / gross | 373.1 / 386.1 kg |
| Packaging dimensions | 970 x 680 x 2000 mm |
| Article number | 5905510902 |
| Barcode | 4046664072058 |
| 20 Container | 20 pcs |
| 40 Container | 41 pcs |
| 40 HQ Container | 41 pcs |



Three-point linkage for transportation by tractor

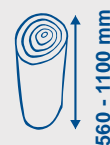
PRODUCT DETAILS

Log diameter



100 - 400 mm

Log size



560 - 1100 mm

Powerful splitting



max. 30 t

Engine power



5500 W

Adjustable splitting system



Robust design



2 drive types



Drive shaft



Induction motor

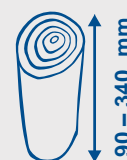
EXAMPLES OF USE



KINDLING SPLITTER

- Ideal for firewood and kindling
- Suitable for **timber from 90 to 340 mm**
- Kindling splitter made of robust and durable cast iron
- **Lever length of 560 mm** allows particularly easy and convenient splitting
- **Particularly safe splitting** because the splitting process is under control at all times, as opposed to when using an axe
- High-quality **blade can be sharpened, 220 mm**
- **Easy wall mounting**
- Ergonomic wooden handle for easy use
- **Compact dimensions 135 x 85 x 590 mm**

Log size



SPECIFICATIONS

| | |
|----------------------|-------------------------------------|
| Dimensions L x W x H | 135 x 85 x 590 mm |
| Blade length | 220 mm |
| Lever length | 560 mm |
| Steps | 6 pcs |
| Splitting length | 90 / 140 / 190 / 240 / 290 / 340 mm |
| Mounting screws | 4 x hexagon Ø 8 x 70 mm |
| Nylon dowels | Ø 10 x 50 mm |

LOGISTICAL DATA

| | |
|----------------------|-------------------|
| Weight net / gross | 4.5 / 4.8 kg |
| Packaging dimensions | 615 x 150 x 95 mm |
| Article number | 7905907001 |
| Barcode | 4046664042686 |
| 20 Container | 2016 pcs |
| 40 Container | 4032 pcs |
| 40 HQ Container | 4032 pcs |



EXAMPLES OF USE SUITABLE FOR

Outdoor



Indoor



The ergonomic wooden handle and the lever length of 560 mm ensure effortless splitting of kindling wood.




PRODUCT DETAILS

Blade can be sharpened



Log size



Safe handling



Easy mounting



Robust



Compact design



High level of safety, thanks to constant control during the splitting process.

EXAMPLES OF USE



Hardwood



Softwood

405 MM ROCKING LOG SAW

- Robust steel construction
- High cutting performance
- Includes stop to specify cutting length
- Quick and ergonomic handling with patented protection cover
- Enclosed and safe sawing area
- Carbide toothed saw blade, diameter 405 mm

**SPECIFICATIONS**

| | |
|----------------------------|----------------------|
| Dimensions L x W x H | 1002 x 737 x 1046 mm |
| Saw blade diameter | 405 mm |
| Cutting diameter max. | 140 mm |
| Cutting length min. / max. | 300 – 1000 mm |
| Cutting speed | 2800 rpm |
| Motor | 230 V~ |
| Engine power | 2200 W |

LOGISTICAL DATA

| | |
|----------------------|---------------------|
| Weight net / gross | 39 / 43 kg |
| Packaging dimensions | 1075 x 776 x 247 mm |
| Article number | 5905114901 |
| Barcode | 4046664071662 |
| 20 Container | 150 pcs |
| 40 Container | 320 pcs |
| 40 HQ Container | 363 pcs |

Both softwood and hardwood can be processed perfectly using the HS410.



The rocker extension is perfect for long work pieces which are ideally supported.



The patented protection cover allows safe and comfortable working with the HS410.



PRODUCT DETAILS

Cutting length



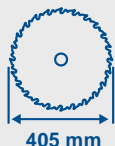
300 – 1000 mm

Cutting diameter



max. 140 mm

Saw blade diameter




405 mm

Cutting speed 2800 rpm



2200 W

230 V motor



Robust



Patented protective cover



The attached stop is used to specify the cutting length.



700 MM ROCKING LOG SAW

- High performance 700 mm HW sawblade
- Rugged welded steel construction for long service life
- Extremely sturdy, powerful and comfortable
- Huge cutting capacity
- Fast and ergonomic handling with the protective cover
- Enclosed and safe sawing area



★ ★ ★
With patented
protective cover
according to
latest regulations

**SPECIFICATIONS**

| | |
|------------------------------|----------------------|
| Dimensions L x W x H | 1260 x 700 x 1220 mm |
| Saw blade diameter | 700 mm |
| Cutting diameter min. – max. | 30 – 240 mm |
| Cutting length min. – max. | 250 – 1000 mm |
| Cutting speed | 1400 rpm |
| Motor | 400 V |
| Engine power | 4500 W |

LOGISTICAL DATA

| | |
|----------------------|----------------------|
| Weight net/gross | 89 / 149 kg |
| Packaging dimensions | 1115 x 745 x 1100 mm |
| Article number | 5905112902 |
| Barcode | 4046664069492 |
| 20 Container | 28 pcs |
| 40 Container | 60 pcs |
| 40 HQ Container | 60 pcs |

Space-saving storage thanks to rocker lock.



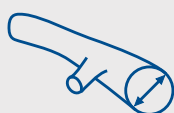
PRODUCT DETAILS

Cutting length



250 – 1000 mm

Cutting diameter



30 - 240 mm

Saw blade diameter



700 mm

Cutting speed 1400 rpm



max. 4500 W



Transportable



Robust



Patented protective cover



The patented protection cover allows safe and comfortable working with the HS730.



EXAMPLES OF USE

Both softwood and hardwood can be processed perfectly using the HS730.



505 MM ROCKING LOG SAW

- Powerful 2600 W (230 V~) or 3000 W (400 V) motor
- High performance 505 mm HW sawblade for fast and efficient cutting of all types of wood
- Rugged welded steel construction for long service life
- Huge cutting capacity
- Fast and ergonomic handling with the patented protective cover
- Enclosed and safe sawing area
- Extremely sturdy, powerful and comfortable
- Cuts multiple logs at one stroke
- Pre-assembled



With patented protective cover according to latest regulations



MADE IN GERMANY



Saw blade diameter 505 mm



SPECIFICATIONS

| | | |
|----------------------------|------------------------|--------|
| Dimensions L x W x H | 860 x 775 x 990 mm | |
| Saw blade diameter | 500 mm | |
| Cutting diameter max. | 170 mm | |
| Cutting length min. / max. | 200 – 1200 mm | |
| Cutting speed | 2800 min ⁻¹ | |
| Motor | 230 V~ | 400 V |
| Engine power | 2600 W | 3000 W |

LOGISTICAL DATA

| | | |
|----------------------|---------------------|---------------------|
| Weight net / gross | 75 / 80.5 kg | |
| Packaging dimensions | 940 x 765 x 620 mm | |
| Article number | 5905108901 (230 V~) | 5905108902 (400 V~) |
| Barcode | 4014915194057 | 4014915194088 |
| 1 Truck | 99 pcs | |



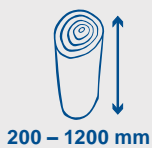
2 power settings

| | |
|----------------|----------------|
| 230 V~ / 50 Hz | 400 V~ / 50 Hz |
| 2600 W | 3000 W |



PRODUCT DETAILS

Cutting length



Cutting diameter



Saw blade diameter



Cutting speed 2800 rpm



Transportable



Patented protective cover



700 MM ROCKING LOG SAW

- Powerful 3000 W (230 V~) or 4500 W (400 V) motor
- High performance 700 mm HW sawblade for fast and efficient cutting of all types of wood
- Rugged welded steel construction for long service life
- Huge cutting capacity
- Fast and ergonomic handling with patented protective cover
- Enclosed and safe sawing area
- Effortless work because of the ideal rocker pivot point
- Fully assembled



With patented
protective cover
according to
latest regulations



MADE IN
GERMANY



Saw blade
diameter 700 mm



SPECIFICATIONS

| | | |
|----------------------------|----------------------|---------------------|
| Dimensions L x W x H | 1270 x 730 x 1130 mm | |
| Saw blade diameter | 700 mm | |
| Cutting diameter max. | 240 mm | |
| Cutting length min. – max. | 250 – 1500 mm | |
| Cutting speed | 1400 rpm | |
| Motor | 230 V~ / 50 Hz | 380 – 420 V / 50 Hz |
| Engine power | 3000 W | 4500 W |

LOGISTICAL DATA

| | | |
|----------------------|----------------------|--------------------------|
| Weight net / gross | 95.5 / 117 kg | 89.5 / 111 kg |
| Packaging dimensions | 1200 x 800 x 1274 mm | |
| Article number | 5905109901 (230 V~) | 5905109902 (380 – 420 V) |
| Barcode | 4014915194163 | 4014915194064 |
| 1 Truck | 34 pcs | |



The patented protection cover allows safe and comfortable working with the HS720.

2 power settings

230 V ~ / 50 Hz

400 V ~ / 50 Hz

3000 W

4500 W



The machine can be moved easily, thanks to the integrated wheels



Sturdy and torsion-resistant steel construction

Wheels



Safe transport and space-saving storage thanks to rocker lock.



Both softwood and hardwood can be processed perfectly using the HS720.

PRODUCT DETAILS

Cutting length



bis zu 1500 mm

Log diameter



60 - 240 mm

Saw blade diameter



700 mm

Cutting speed 1400 rpm



Robust



Transportable



Tested safety



Patented protective cover



HS510 / HS520

| | Description | Article number | Barcode |
|--------------------------------|---------------------------|----------------|---------------|
| 1 TCT sawblade | Ø 505 x 30 mm / 40 T | 7905100602 | 4046664029601 |
| 2 Circular sawblade CV | Ø 500 x 30 mm, AT* / 56 T | 10023205 | 4014915010234 |
| 3 Circular sawblade TCT | Ø 500 x 30 mm, AT* / 44 T | 15270704 | 4014915038696 |
| 4 Circular sawblade TCT | Ø 500 x 30 mm, AT* / 36 T | 56000702 | 4014915038771 |

HS720

| | Description | Article number | Barcode |
|--|---|----------------|---------------|
| 1 TCT sawblade | Ø 700 x 30 mm / 56 T | 10023207 | 4014915020981 |
| 2 Circular sawblade TCT | Ø 700 x 30 mm, AT* / 42 T | 13108001 | 4014915031963 |
| 3 Circular sawblade TCT | Ø 700 x 30 mm, AT* / 84 T | 13110701 | 4014915036838 |
| 4 Dust extractor unit | Connection Ø 100 mm | 1905109700 | 4014915201847 |
| 5 Dust extractor unit for kwz 7.0, kw-ze 7.0 und wox d700sl | Connection Ø 100 mm | 15300707 | 4014915071815 |
| 6 Rocker extension | With cutting length indicator up to 330 mm | 15300706 | 4014915070146 |

5


6



HS730

| | Description | Article number | Barcode |
|--------------------------------|---------------------------|----------------|---------------|
| 1 TCT sawblade | Ø 700 x 30 mm / 56 T | 10023207 | 4014915020981 |
| 2 Circular sawblade TCT | Ø 700 x 30 mm, AT* / 42 T | 13108001 | 4014915031963 |
| 3 Circular sawblade TCT | Ø 700 x 30 mm, AT* / 84 T | 13110701 | 4014915036838 |

| | Description | Article number | Barcode |
|---|-----------------------|----------------|---------------|
| 1 Protective cover for HS520, HS720, HS720B, wox d700, wox d700sl, kw 7.0, kwz 7.0, kw-ze 7.0 | 1500 x 1000 x 1300 mm | 7905000704 | 4014915234494 |
| 2 Protective cover for HS520, HS720, HS720B, wox d700, wox d700sl, kw 7.0, kwz 7.0, kw-ze 7.0 | 1500 x 1000 x 1300 mm | 7905000705 | 4014915234500 |



*AT = alternating teeth  | LF = long cut - flat teeth 



DIGITAL TABLETOP DRILL

- Precise setting of the speed of 500 – 2600 rpm via digital display
- Quick clamping of the drill into the precision drill chuck
- Integrated laser for precise drilling
- Quick-release clamp for fixing the workpieces
- Powerful 710 W motor
- 280 mm distance between clamping chuck and table
- Chuck clamping range of 1.5 to 13 mm for maximum drill holes of 13 mm in steel and of 40 mm in wood
- Stable 320 x 305 mm mounting plate



Digital display

Precision drill chuck

Laser

Quick-clamp screw

SPECIFICATIONS

| | |
|----------------------|---------------------------|
| Dimensions L x W x H | 380 x 250 x 675 mm |
| Base L x B x H | 320 x 305 x 30 mm |
| Speed range | 500 – 2600 rpm |
| Chuck capacity | 1.5 – 13 mm |
| Drill stroke | 70 mm |
| Drill-Ø in wood | 40 mm |
| Drill-Ø in steel | 13 mm |
| Drive | electronically controlled |
| Chuck to base max. | 280 mm |
| Motor | 220 – 240 V~ |
| Engine power | 710 W |

LOGISTICAL DATA

| | |
|----------------------|--------------------|
| Weight net / gross | 8.3 / 9.9 kg |
| Packaging dimensions | 690 x 340 x 220 mm |
| Article number | 5906822901 |
| Barcode | 4046664094913 |
| 20 Container | 558 pcs |
| 40 Container | 1218 pcs |
| 40 HQ Container | 1458 pcs |



EXAMPLES OF USE

SUITABLE FOR PRECISE DRILLING IN

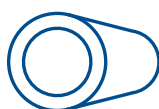
wood



steel



metal



aluminium



plastic



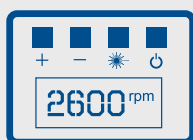
The depth stop allows you to drill precisely to a specific depth



Parallel stop for precise holes that can be reproduced

PRODUCT DETAILS

Digital display



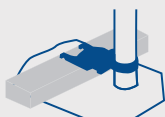
Precision laser



Variable Speed
500 – 2600 min⁻¹



Quick-clamp screw



Ergonomic handle



Chuck capacity
1,5 – 13 mm



Lightweight



Powerful motor



DIGITAL TABLETOP DRILL

- Absolutely precise setting of speed using digital display
- Easy to read drilling depth; stitch drilling also possible without problems
- Powerful 2-gear drive for the correct setting
- Tool-free mounting of the drill in the quick-release drill chuck
- Integrated laser for easy and precise drilling
- Integrated LED for perfect illumination of the work area
- The quick clamp also fixes round workpieces



Handle
mountable on
either sides

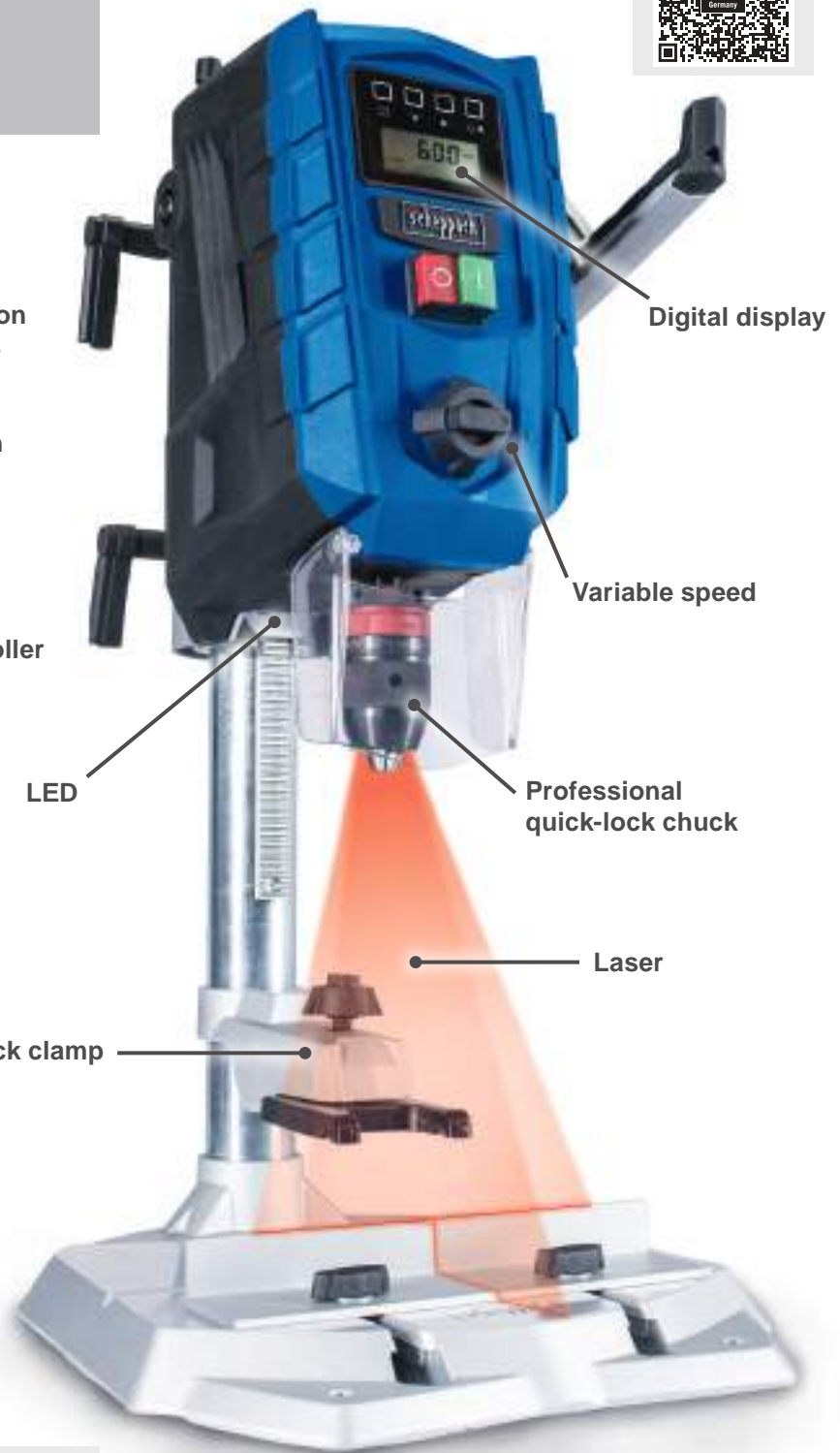
Gear switch



Speed controller



Quick clamp



Digital display

Variable speed

LED

Professional
quick-lock chuck

Laser



SPECIFICATIONS

| | |
|----------------------|----------------------------|
| Dimensions L x W x H | 350 x 300 x 750 mm |
| Base L x B x H | 350 x 300 x 30 mm |
| Speed range | 170 – 880 / 490 – 2600 rpm |
| Chuck capacity | 1.5 – 13 mm |
| Drill stroke | 100 mm |
| Drill-Ø in wood | 40 mm |
| Drill-Ø in steel | 13 mm |
| Drive | 2 gears |
| Chuck to base max. | 280 mm |
| Motor | 220 – 240 V~ / 50 Hz |
| Input | 710 W |

LOGISTICAL DATA

| | |
|----------------------|--------------------|
| Weight net / gross | 9.4 / 11.5 kg |
| Packaging dimensions | 690 x 340 x 200 mm |
| Article number | 5906821901 |
| Barcode | 4046664092209 |
| 20 Container | 576 pcs |
| 40 Container | 1224 pcs |
| 40 HQ Container | 1445 pcs |



EXAMPLES OF USE

SUITABLE FOR PRECISE DRILLING IN

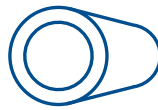
wood



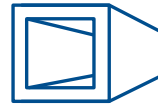
steel



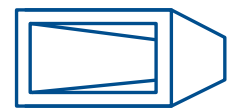
metal



aluminium




plastic



Quick-release clamp, perfect for secure and precise drill hole placement

PRODUCT DETAILS

Digital display



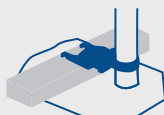
Precision laser



Variable speed
170 – 2600 rpm



Quick-release clamp



Ergonomic handle



Chuck capacity
1.5 – 13 mm



Lightweight



Powerful
710 W motor



Adjustable
speed



2 gears for ideal
adjustment of the speed to
the work piece



Easy handling
thanks to
ergonomic handle

Chuck guard

Parallel stop for
precise holes that
can be reproduced



Rapid, tool-free drill bit replacement thanks
to professional quick-release chuck

DP60





Traditional manufacturers



BENCH DRILL

- **5 speeds** for timber, metal and all conventional plastics
- Drill chuck capacity from **1.5 to 13 mm**
- Robust **steel construction**
- High-performance **500 W motor**
- **Integrated laser** for precise drilling results
- **250 mm max.** distance between chuck and frame foot
- **170 mm max.** distance between chuck and table
- Stable **190 x 290 mm** base plate

The outreach of 105 mm allows a wide range of uses.




5 speed selections


Steel construction

Laser

500 W Motor



INCLUDED

**SPECIFICATIONS**

| | |
|----------------------|--------------------|
| Dimensions L x W x H | 435 x 220 x 600 mm |
| Table size | 160 x 160 mm |
| Table tilt | 45° – 0 – 45° |
| Speed range | 600 – 2650 rpm |
| Chuck capacity | 1.5 – 13 mm |
| Max. chuck to table | 170 mm |
| Max. chuck to base | 250 mm |
| Motor | 230 – 240 V~ |
| Engine power | 500 W |

LOGISTICAL DATA

| | |
|----------------------|--------------------|
| Weight net / gross | 13.5 / 15 kg |
| Packaging dimensions | 460 x 380 x 250 mm |
| Article number | 5906810901 |
| Barcode | 4046664068808 |
| 20 Container | 640 pcs |
| 40 Container | 1380 pcs |
| 40 HQ Container | 1440 pcs |



EXAMPLES OF USE SUITABLE FOR PRECISE DRILLING IN

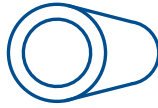
Wood



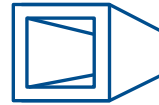
Steel



Metal




Aluminium



Plastic

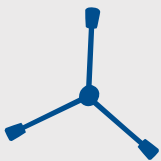


UNIVERSAL AND VERSATILE USE



PRODUCT DETAILS

Ergonomic handle



Precision laser



Variable speed
600 – 2650 rpm
can be adjusted in 5 steps



Belt drive



Drilling table can be
adjusted from +45° to -45°



Chuck capacity
1.5 – 13 mm



Heavy weight
ensures sturdy positioning



Powerful 500 W motor



The tried-and-tested gearing principle using the chuck key guarantees high clamping force.

DP16VLS

Traditional manufacturers



The drilling depth can be specified precisely using a scale so it can be reproduced.




BENCH DRILL

- 5 speeds for timber, metal and all conventional plastics
- Drill chuck capacity from 1.5 to 13 mm
- Robust cast iron construction
- High-performance 550 W motor
- Integrated laser for precise drilling results
- 405 mm max. distance between chuck and frame foot
- 305 mm max. distance between chuck and table
- Stable 208 x 341 mm base plate
- Drilling table can be angled from 45° to + -45°
- Includes vice



5 speed selections

INCLUDED



SPECIFICATIONS

| | |
|----------------------|--------------------|
| Dimensions L x W x H | 490 x 220 x 735 mm |
| Table size | 194 x 165 mm |
| Table tilt | 45° – 0 – 45° |
| Speed range | 510 – 2430 rpm |
| Chuck capacity | 1.5 – 13 mm |
| Max. chuck to table | 305 mm |
| Max. chuck to base | 405 mm |
| Motor | 230 V~ |
| Engine power | 550 W |

LOGISTICAL DATA

| | |
|----------------------|--------------------|
| Weight net / gross | 22 / 24 kg |
| Packaging dimensions | 605 x 390 x 305 mm |
| Article number | 4906807901 |
| Barcode | 4046664036432 |
| 20 Container | 378 pcs |
| 40 Container | 790 pcs |
| 40 HQ Container | 872 pcs |



EXAMPLES OF USE SUITABLE FOR PRECISE DRILLING IN

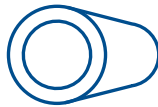
Wood



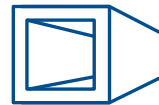
Steel



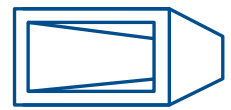
Metal



Aluminium




Plastic



The emergency stop switch guarantees a high degree of safety when needed.



The outreach of 105 mm allows a wide range of uses.



PRODUCT DETAILS

Ergonomic handle



Precision laser



Variable speed
510 – 2430 rpm
can be adjusted in 5 steps



Belt drive



Drilling table can be
adjusted from +45° to -45°



Chuck capacity
1.5 – 13 mm



Heavy weight
ensures sturdy positioning



Powerful 550 W motor



The tried-and-tested gearing principle using the chuck key guarantees high clamping force.

DP16SL

Traditional manufacturers



Precise working thanks to the cross-line laser.



The chuck guard increases work safety.





PROFESSIONAL PILLAR DRILL

- Quick-lock chuck comes as standard
- Variable speed from 440 to 2580 rpm to suit wood, metal & plastic
- Chuck capacity 1.5 – 13 mm
- Sturdy cast iron construction
- Excellent, value for money bench mounted workshop tool
- Powerful 550 W motor
- Digital speed display



Precise working thanks to the cross-line laser



Digital speed display

Quick-lock chuck comes as standard

Laser

Cast iron construction

870 mm

SPECIFICATIONS

| | |
|-----------------------|--------------------------------|
| Dimensions L x W x H | 340 x 500 x 870 mm |
| Table size | 190 x 190 mm |
| Table tilt | 45° – 0 – 45° |
| Speed range | 440 – 2580 rpm |
| Chuck capacity / type | 1.5 – 13 mm / quick-lock chuck |
| Max. chuck to table | 350 mm |
| Max. chuck to base | 465 mm |
| Motor | 230 – 240 V~ |
| Input | 550 W |

LOGISTICAL DATA

| | |
|----------------------|--------------------|
| Weight net / gross | 27 / 29 kg |
| Packaging dimensions | 710 x 480 x 280 mm |
| Article number | 5906820901 |
| Barcode | 4046664091417 |
| 20 Container | 252 pcs |
| 40 Container | 504 pcs |
| 40 HQ Container | 584 pcs |



EXAMPLES OF USE SUITABLE FOR PRECISE DRILLING IN

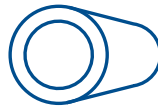
Wood



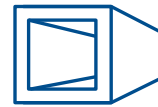
Steel



Metal



Aluminium



Plastic



UNIVERSAL AND VERSATILE USE



PRODUCT DETAILS

Digital display



Precision laser



Variable speed
440 – 2580 rpm



Belt drive



Drilling table can be
adjusted from +45° to -45°



Chuck capacity
1,5 – 13 mm



Heavy weight ensures
sturdy positioning



Powerful motor



Rapid, tool-free drill bit replacement
thanks to quick-release chuck

DP19Vario



herkömmliche Hersteller





The drilling depth can be specified
precisely using a scale so it can be
reproduced.



PROFESSIONAL PILLAR DRILL

- Quick-release drill chuck as standard
- Continuous speed control from 440 to 2580 min⁻¹ for timber, metal and all conventional plastics
- Drill chuck capacity from 1 to 16 mm
- Robust cast iron construction
- Excellent value for money
- High-performance 550 W motor
- Table extension with support roller, positioning laser and LED work light as standard




OPTIONAL ACCESSORY

BENCH VICE



Article number: 7906800701
Barcode: 4046664037606



LOGISTICAL DATA

| | |
|----------------------|--------------------|
| Weight net / gross | 38.5 / 41 kg |
| Packaging dimensions | 750 x 500 x 290 mm |
| Article number | 5906807901 |
| Barcode | 4046664045328 |
| 20 Container | 230 pcs |
| 40 Container | 460 pcs |
| 40 HQ Container | 550 pcs |

SPECIFICATIONS

| | |
|-----------------------|---------------------------------|
| Dimensions L x W x H | 540 x 390 x 950 mm |
| Table size | 240 x 240 mm |
| Table tilt | 45° – 0 – 45° |
| Speed range | 440 – 2580 rpm (variable speed) |
| Chuck capacity / type | 1 – 16 mm / quick-lock chuck |
| Max. chuck to table | 325 mm |
| Max. chuck to base | 495 mm |
| Motor | 230 – 240 V~ |
| Input | S1 550 W, S2 10min 750 W |



EXAMPLES OF USE SUITABLE FOR PRECISE DRILLING IN

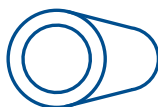
Wood



Steel



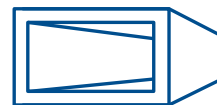
Metal



Aluminium



Plastic



Rapid, tool-free drill bit replacement thanks to quick-release chuck.


DP18Vario



Traditional manufacturers



The drilling depth can be specified precisely using a scale so it can be reproduced.



Precise working thanks to the cross-line laser.

PRODUCT DETAILS

Digital display



Precision laser and LED



Variable speed
440 – 2850 rpm



Belt drive



Emergency stop switch



Chuck capacity
1 – 16 mm



Heavy weight
ensures sturdy positioning



Powerful motor



Table width extension can be adjusted from +45° to -45°.



Thanks to the table width extension, even larger work pieces can be processed safely and without effort.

OPTIONAL ACCESSORY

CUTTING DISC
Ø 355 x 25.4 mm



Article number: 5903702701
Barcode: 4046664038085

355 MM CUT OFF SAW

- Ideal for clean and precise cuts in metal
- Powerful 2600 W motor with 4200 rpm
- 355 mm cutting wheel, max. cutting height 115 mm
- Tilt angle from 0 to 45 ° for mitre cuts
- Enclosed cutting wheel guard for safe work
- Spindle lock for a quick and easy change of the cutting wheel
- Stable and yet transportable with a weight of 12.9 kg
- Including soft start



SPECIFICATIONS

| | |
|------------------------------|-------------------------|
| Dimensions L x W x H | 620 x 270 x 605 mm |
| Disc diameter | 355 x 25.4 x 3 mm |
| Max. Cutting capacity at 90° | Ø 115 mm / 137 x 100 mm |
| Swivel range | 45° – 0° – 30° |
| No load speed | 4200 rpm |
| Motor | 220 – 240 V~ / 50 Hz |
| Input | 2600 W |

LOGISTICAL DATA

| | |
|----------------------|--------------------|
| Weight net / gross | 12.9 / 14.6 kg |
| Packaging dimensions | 550 x 310 x 410 mm |
| Article number | 5903703901 |
| Barcode | 4046664139393 |
| 20 Container | 415 pcs |
| 40 Container | 850 pcs |
| 40 HQ Container | 1000 pcs |



EXAMPLES OF USE SUITABLE FOR

Round material



Square material



Full material, round/square



The work piece can be quickly and firmly secured at any angle.



Completely enclosed saw blade guard ensures increased safety.



The adjustable handle ensures fatigue-free working with the saw.

Ergonomic handle



Easy storage



Work pieces do not have to be cooled

PRODUCT-DETAILS

Disc diameter



355 x 25.4 x 3 mm

Round material



115 mm

Square material



137 x 100 mm

Speed



4200 rpm

Powerful 2600 W motor



Soft start



Mitres possible from +45° to -30°



Robust





LED



METAL BAND SAW

- Powerful 1200 W motor with consistent power
- Suitable for both stationary and flexible use with both hands
- Can be used from PVC to stainless steel with material thicknesses up to 127 x 127 mm
- Two insulated handles, one of which is adjustable, so that the saw always lies comfortably in the hand
- Variable cutting speeds from 0.7 to 2.4 m/s for different materials
- Light and handy for universal use
- Heavy-duty work table for reliable stability with new fixing mechanism
- Including saw band, LED work lamp, Allen key and 2.2 m cable

2IN1

- ✓ Hand-guided
- ✓ Stationary

Adjustable handle

Variable cutting speeds

LED

Suitable for both stationary and flexible use

OPTIONAL ACCESSORIES

SAW BLADE

1140 x 12.7 x 0.65 mm / 10 / 14 T



Article number: 7901506701
Barcode: 4046664070993

SPECIFICATIONS

| | |
|-----------------------------------|----------------------|
| Dimensions L x W x H | 648 x 291 x 573 mm |
| Swivel range | 0° – 45° |
| Saw blade length | 1141 mm |
| Cutting speed | 0.7 – 2.4 m/s |
| Cutting-Ø max. | 80 mm |
| Cutting height / width: 90° / 90° | 127 / 127 mm |
| Cutting height / width: 45° / 45° | 41.5 / 127 mm |
| Motor | 220 – 240 V~ / 50 Hz |
| Engine power | 1200 W |

LOGISTICAL DATA


| | |
|----------------------|--------------------|
| Weight net / gross | 13.6 / 15.3 kg |
| Packaging dimensions | 380 x 360 x 565 mm |
| Article number | 5901508901 |
| Barcode | 4046664122364 |
| 20 Container | 368 pcs |
| 40 Container | 744 pcs |
| 40 HQ Container | 872 pcs |

INCLUDED

10 / 14 T



Using the MBS1200, mitre cuts of 0° - 45° can be sawed.



Band guide with ball bearings allows a precise sawing process.



The adjustable handle ensures fatigue-free working with the saw.

PRODUCT DETAILS

Saw band length



1141 mm

Cutting-Ø max.




max. 80 mm

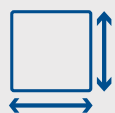
LED



Powerful 1200 W motor

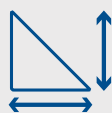


Cutting height / width: 90° / 90°



127 / 127 mm

Cutting height / width: 45° / 45°



41,5 / 127 mm

Variable saw band speed



0,7 – 2,4 m/s

2 in 1



Hand-guided



Stationary



VARIABLE CUTTING SPEEDS FOR DIFFERNT MATERIALS



IRON



STEEL



ALUMINIUM



STAINLESS STEEL



PLASTIC



COPPER





SPECIFICATIONS

| | CB01 | CB02 |
|----------------------|---------------------|---------------------|
| Dimensions L x W x H | 3100 x 140 x 130 mm | 3100 x 140 x 130 mm |
| Lift capacity | 1000 kg | 2000 kg |
| Lifting height | 3000 mm | 3000 mm |

LOGISTICAL DATA

| | CB01 | CB02 |
|----------------------|--------------------|--------------------|
| Weight net / gross | 9.5 / 10 kg | 13.4 / 13.9 kg |
| Packaging dimensions | 250 x 170 x 145 mm | 270 x 190 x 145 mm |
| Article number | 4907401000 | 4907402000 |
| Barcode | 4046664015307 | 4046664015314 |
| 20 Container | 2500 pcs | 1900 pcs |
| 40 Container | 2800 pcs | 2150 pcs |
| 40 HQ Container | 2800 pcs | 2150 pcs |



CHAIN HOIST

- 1000 kg maximum lift capacity (CB01)
- 2000 kg maximum lift capacity (CB02)
- 3000 mm lifting height
- Ideal for lifting, moving, positioning and securing loads
- Controlled lifting and lowering facility
- Long operating chain
- Hook with safety latch



EXAMPLES OF USE

Court



House



Workshop



Construction site



PRODUCT DETAILS

Lift capacity



Lifting height



Load chain length

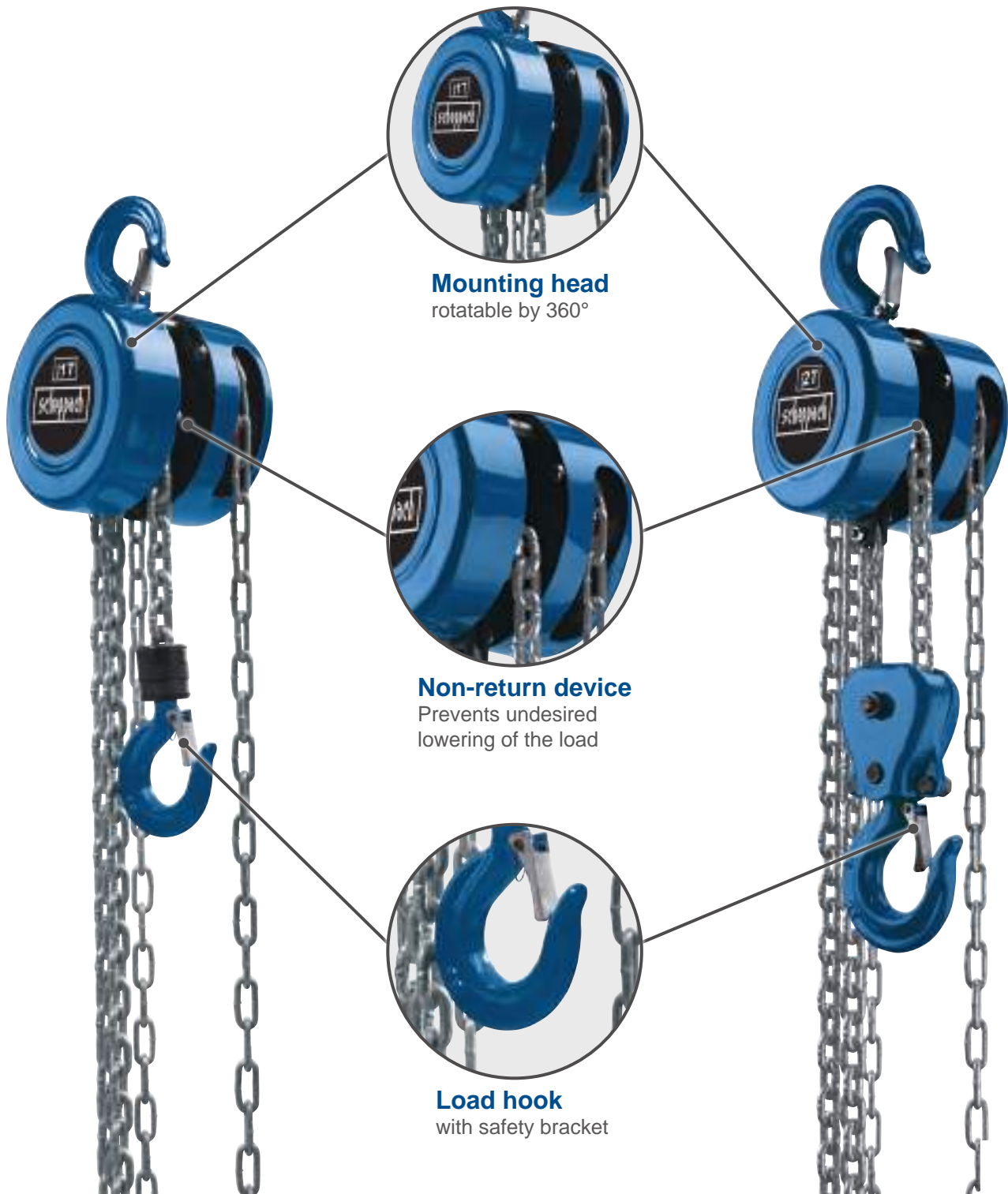


3000 mm

Operating chain length




2500 mm



Mounting head
rotatable by 360°

Non-return device
Prevents undesired lowering of the load

Load hook
with safety bracket



ELECTRIC CABLE HOIST

- Max load capacity – **125 kg single cable and 250 kg double cable** (HRS250)
- Max load capacity – **200 kg single cable and 400 kg double cable** (HRS400)
- Lifting height – **12 metres single cable and 6 metres double cable**
- Easy to install
- Supplied with special fixing clamps

LOGISTICAL DATA

| | HRS250 | HRS400 |
|----------------------|--------------------|--------------------|
| Weight net / gross | 10.9 / 12.5 kg | 15.5 / 17.5 kg |
| Packaging dimensions | 420 x 140 x 235 mm | 475 x 258 x 160 mm |
| Article number | 4906904000 | 4906905000 |
| Barcode | 4046664015284 | 4046664015291 |
| 20 Container | 1560 pcs | 1114 pcs |
| 40 Container | 1560 pcs | 1114 pcs |
| 40 HQ Container | 1560 pcs | 1114 pcs |

SPECIFICATIONS

| | HRS250 | HRS400 |
|--|--------------------|--------------------|
| Dimensions L x W x H | 400 x 130 x 180 mm | 460 x 160 x 220 mm |
| Load capacity without return pulley | 125 kg | 200 kg |
| Load capacity including return pulley | 250 kg | 400 kg |
| Lifting height without return pulley | 12 m | 12 m |
| Lifting height including return pulley | 6 m | 6 m |
| Motor | 230 V~ | 230 V~ |
| Input | 530 W | 780 W |



EXAMPLES OF USE

Court



House



Workshop



Construction site



Emergency switch
ensures safe work

PRODUCT DETAILS

Load capacity

125 kg or 250 kg
with pulley (HRS250)
200 kg or 400 kg
with pulley (HRS400)

Lift height

Lift without pulley: 12 m
Lift with pulley: 6 m

Steel cable diameter



3.00 mm (HRS250)
3.60 mm (HRS400)

Operating cable length



1400 mm



Limit switch
for immediate deactivation
in the upper and lower
end position



Pulley
with load hook




Safety hook
The load cannot slip out



7" SLIDING TABLE TILE CUTTER

- Excellent cutting length of 450 mm thanks to the sliding table
- Maximum cutting height of 32 mm
- Powerful 900 Watt motor, 3600 rpm
- Angular stop enables mitre cuts of 0° to +45°, with integrated measurement scale
- Premium-quality 180 mm diamond cutting wheel
- Integrated work bench mount ensures secure positioning
- Low weight of only 11.75 kg and rubberised transport handles allow mobile use
- Low-dust operation, thanks to water cooling
- Practical storage options for longitudinal stop and angular stop as well as additional accessories
- Thanks to the protective cover that can be height-adjusted, materials of different thicknesses can be cut without problems
- Indoor and outdoor use possible

Angular stop enables mitre cuts of 0° to +45°, integrated measurement scale ensures accurate cuts.



Angular stop



The protective cover can be height-adjusted, different material thicknesses can therefore be cut safely.

180 mm Ø diamond cutting wheel

Sliding table



Work bench mount

Rubberised transport handle

SPECIFICATIONS

| | |
|-----------------------|--------------------|
| Dimensions L x W x H | 616 x 494 x 178 mm |
| Table size | 493 x 270 mm |
| Diamond cutting wheel | 180 x 25.4 mm |
| Cutting length | 450 mm |
| Cutting height | 32 mm |
| Motor | 230 V~ |
| Power output | 900 W |

LOGISTICAL DATA

| | |
|----------------------|--------------------|
| Weight net / gross | 11.75 / 14 kg |
| Packaging dimensions | 640 x 520 x 205 mm |
| Article number | 5906711901 |
| Barcode | 4046664194613 |
| 20 Container | 400 pcs |
| 40 Container | 820 pcs |
| 40 HQ Container | 977 pcs |




EXAMPLES OF USE SUITABLE FOR

Indoor



Outdoor




Marble



China




Storage options for longitudinal stop and angular stop as well as additional accessories.



Ceramics



Tiles



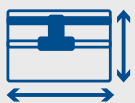
Sliding function
forwards and
backwards 225 mm



Thanks to the sliding table, the WTS2000
can cut lengths of 450 mm

PRODUCT DETAILS

Table size



493 x 270 mm

Cutting length and height

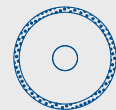


450 mm

Water cooling



Diamond cutting wheel



Ø 180 x 25.4 mm

Power output



900 W

Speed



3600 U/min

Stop rail with scale



Lightweight & compact



920 MM STONE AND TILE CUTTER

- Cut large-format tiles with an **edge length of 920 mm or 650 mm** when cutting diagonally
- The **mobile cutting head** provides better control during cutting
- **Swivel-mounted cutting head** enables mitre cuts
- **Makes mitre and plunge cuts possible**
- Easy handling
- High-performance induction motor with heat protection
- **Impressive cutting length (920 mm) and cutting height (36 mm)**
- **Robust steel construction**
- **2 guide rails** for perfect cutting results
- **Customisable laser** for precise indication of the cutting edge
- Foldable base frame with travel fixture
- **2 table width extensions** to increase the support area for large work pieces

OPTIONAL ACCESSORIES




Ø 200 x 25.4 mm
Article number: 7906700705
Barcode: 4046664039686

DIAMOND CUTTING DISC




professional, Ø 200 x 25.4 mm
Article number: 7906700703
Barcode: 4046664037439

Extensive cutting capacity of 920 mm in length

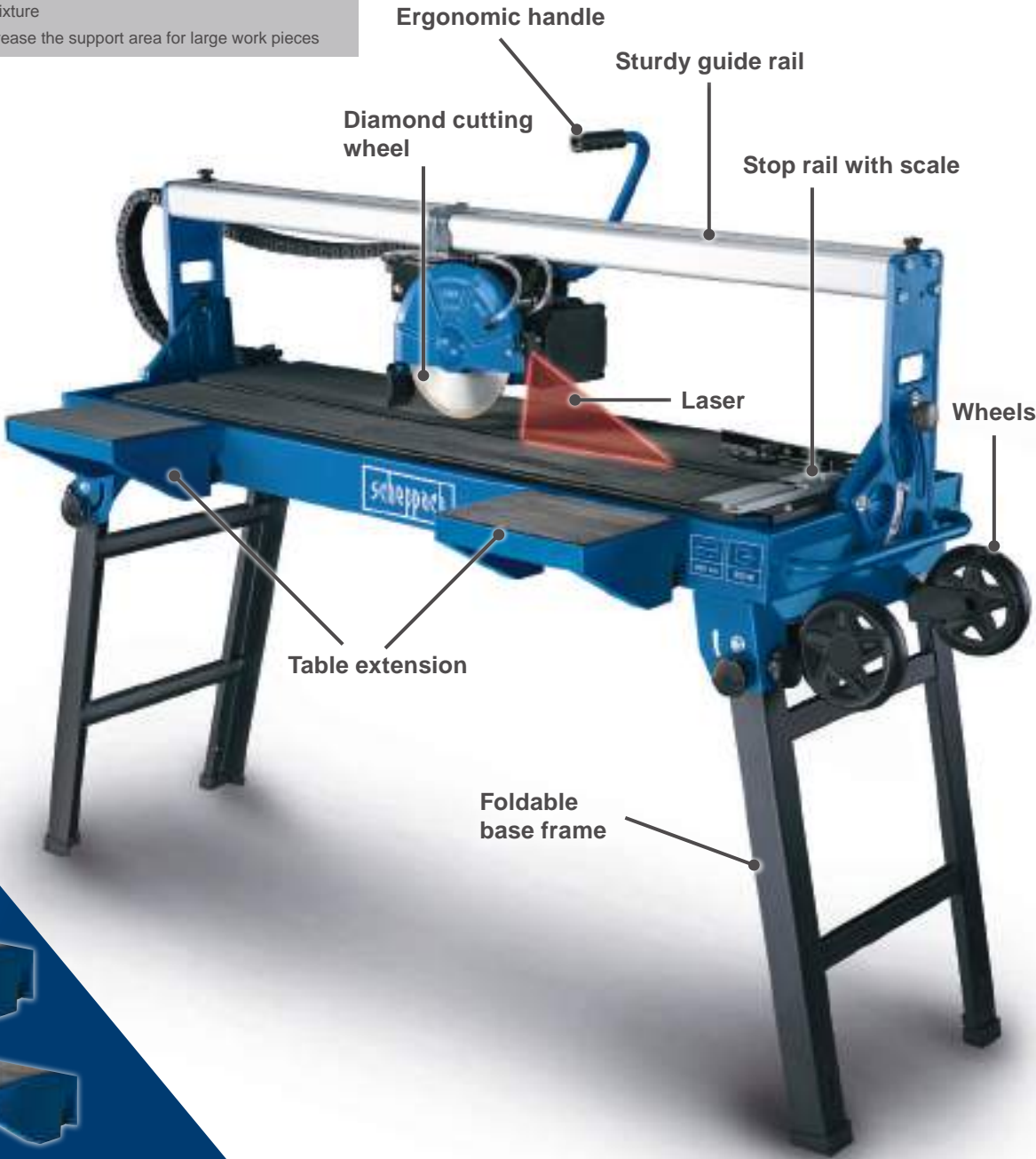


Customisable laser for precise indication of the cutting edge



INCLUDED





| LOGISTICAL DATA | |
|----------------------|---------------------|
| Weight net / gross | 50 / 59 kg |
| Packaging dimensions | 1530 x 540 x 585 mm |
| Article number | 5906706901 |
| Barcode | 4046664034315 |
| 20 Container | 42 pcs |
| 40 Container | 90 pcs |
| 40 HQ Container | 120 pcs |

| SPECIFICATIONS | |
|-----------------------|----------------------|
| Dimensions L x W x H | 1560 x 440 x 1140 mm |
| Table size | 1290 x 400 mm |
| Cutting disc diameter | 200 mm |
| Water | 30 L |
| Cutting length | 920 mm |
| Cutting height 90° | 36 mm |
| Cutting height 45° | 29 mm |
| Motor | 230 V~ |
| Input | 900 W |




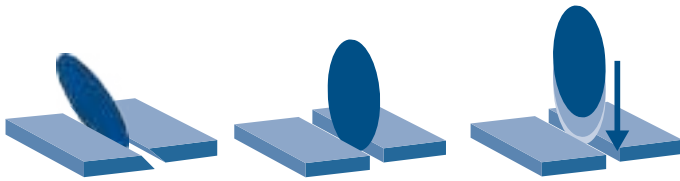


EXAMPLES OF USE

Mitre cut

Longitudinal cut

Plunge cut



2 table width extensions

to increase the shelving area for large work pieces



Angular stop
from -45° to $+45^\circ$
for mitre cuts


To cut out dust during work, water from an integrated water pump cools the material.



Thanks to the adjustable sawing unit, clean mitre cuts of $0^\circ - 45^\circ$ can be created.

PRODUCT DETAILS

Cutting length



920 mm

Cutting height



36 mm

Diamond cutting wheel



$\varnothing 200 \times 25.4 \text{ mm}$

Cutting laser



Table size



1290 x 400 mm

Speed



3000 U/min

Stop rail with scale



Transportable



1200 MM STONE AND TILE CUTTER

- Cut large-format tiles with an **edge length of 1200 mm or 850 mm when cutting diagonally**
- **The mobile cutting head** provides better control during cutting
- **Swivel-mounted cutting head** enables mitre cuts
- **Makes mitre and plunge cuts possible**
- Easy handling
- High-performance induction motor with heat protection
- **Impressive cutting length (1200 mm) and cutting height (40 mm)**
- Robust steel construction
- **2 guide rails** for perfect cutting results
- Customisable laser for precise indication of the cutting edge
- Foldable base frame with travel fixture
- **2 table width extensions** to increase the shelving area for large work pieces

Extensive cutting capacity of 920 mm in length



OPTIONAL ACCESSORIES

DIAMOND CUTTING DISC
Ø 230 x 25.4 mm
Article number: 7906700704
Barcode: 4046664039648


DIAMOND CUTTING DISC
Professional Ø 180 x 22.2 mm
Article number: 3906705701
Barcode: 4046664034865

DIAMOND CUTTING DISC
Ø 180 x 22.2 mm
Article number: 3906705050
Barcode: 4046664014065

Customisable laser for precise indication of the cutting edge



INCLUDED



LOGISTICAL DATA

| | |
|----------------------|---------------------|
| Weight net / gross | 57 / 66 kg |
| Packaging dimensions | 1830 x 540 x 585 mm |
| Article number | 5906707901 |
| Barcode | 4046664034322 |
| 20 Container | 36 pcs |
| 40 Container | 78 pcs |
| 40 HQ Container | 100 pcs |

SPECIFICATIONS

| | |
|-----------------------|----------------------|
| Dimensions L x W x H | 1845 x 440 x 1155 mm |
| Table size | 1377 x 400 mm |
| Cutting disc diameter | 230 mm |
| Water | 40 L |
| Cutting length | 1200 mm |
| Cutting height 90° | 40 mm |
| Cutting height 45° | 34 mm |
| Motor | 230 V~ |
| Input | 1200 W |

Ergonomic handle

Sturdy guide rail

Diamond cutting wheel

Stop rail with scale

Laser

Wheels

Table extension

Foldable base frame



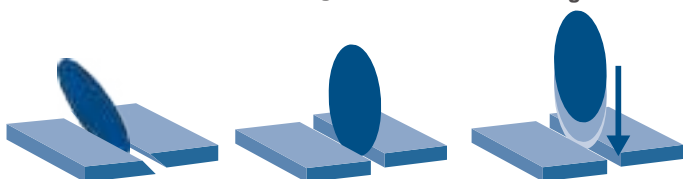


EXAMPLES OF USE

Mitre cut

Longitudinal cut

Plunge cut



2 table width extensions

to increase the shelving area for large work pieces



Angular stop
from -45° to $+45^{\circ}$
for mitre cuts


To cut out dust during work, water from an integrated water pump cools the material.



Thanks to the adjustable sawing unit, clean mitre cuts of 0° – 45° can be created.

PRODUCT DETAILS

Cutting length



1200 mm

Cutting height



40 mm

Diamond cutting wheel



Ø 230 x 25,4 mm

Cutting laser



Table size



1377 x 400 mm

Speed



3000 U/min

Stop rail with scale



Transportable



360 MM STONE AND TILE CUTTER

- Cutting height up to 110 mm for all materials
- Cut large-format tiles and stone with an edge length of 700 mm or 535 mm when cutting diagonally
- Work table with four-way ball bearing guide and non-slip rubber mat
- Cutting length max. 700 mm
- Saw head can be continuously adjusted from 0° to 45°
- Large rubberised work area
- Integrated water pump ensures cooling water supply
- Diamond cutting wheel diameter 360 x 25.4 mm
- Foldable base frame and travel fixture for easy transport
- Angular stop with degree adjustment

Scheppach HSM3500

Oberklasse

1,6

MOTOR & MASCHINE

Preis/Leistung: gut – sehr gut

4/2018



SPECIFICATIONS

| | |
|-----------------------|----------------------|
| Dimensions L x W x H | 1150 x 520 x 1210 mm |
| Table size | 535 x 430 mm |
| Cutting disc diameter | 360 mm |
| Cutting height 90° | 110 mm |
| Cutting height 45° | 72 mm |
| Motor | 230 V~ |
| Input | 2200 W |

LOGISTICAL DATA

| | |
|----------------------|---------------------|
| Weight net / gross | 72 / 88 kg |
| Packaging dimensions | 1125 x 560 x 550 mm |
| Article number | 5906709901 |
| Barcode | 4046664141013 |
| 20 Container | 60 pcs |
| 40 Container | 126 pcs |
| 40 HQ Container | 168 pcs |



EXAMPLES OF USE SUITABLE FOR

Bricks



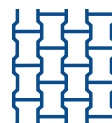
Natural stone



Tiles



Paving stones

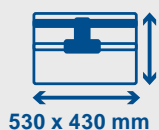


Granite plates



PRODUCT DETAILS

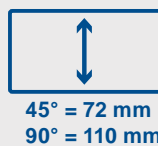
Table size



Cutting length



Cutting width



Diamond cutting wheel



2200 W motor



Motor speed



Transportable




Water cooling




Wheels

allow easy transport



Saw unit can be angled

to enable mitre cuts
from 0° to +45°



**Angular stop
enables mitre cuts**
from -45° to +45°



Foldable base

for space-saving storage



330 MM STONE CUTTER

- Lightweight and extremely stable and with precise cutting ability
- Capable of cutting composite blocks and most paving blocks on the market
- Heavy duty construction
- Accurate cuts every time
- Long life blades. The blades can be turned quickly and easily
- Spring loaded suspending table ensures an exact cut



INCLUDED

SPECIFICATIONS

| | |
|----------------------|--------------------|
| Dimensions L x W x H | 790 x 260 x 562 mm |
| Table height | 120 mm |
| Cutting length max. | 330 mm |
| Cutting height max. | 140 mm |
| Cutting height min. | 25 mm |
| Quantity of knives | 2 |

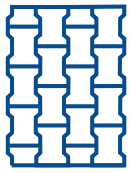
LOGISTICAL DATA

| | |
|----------------------|--------------------|
| Weight net / gross | 41 / 42.5 kg |
| Packaging dimensions | 830 x 295 x 595 mm |
| Article number | 5908501900 |
| Barcode | 4046664024026 |
| 20 Container | 187 pcs |
| 40 Container | 377 pcs |
| 40 HQ Container | 486 pcs |

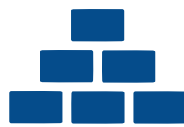


EXAMPLES OF USE SUITABLE FOR

Paving stones



Bricks



Plates



Edging stones



The HSC130 effortlessly splits different materials, thanks to the long operating handle.




The cutting height can be steplessly adjusted using the hand wheel.



PRODUCT DETAILS

Cutting height



26 – 140 mm

Cutting length



max. 330 mm

Wheels



Can be transported using the transport lug



2x knife



Robust



Easy to load, thanks to transport lug.



5 J HAMMER DRILL

- Anti-Vibration control ensures convenient working
- 5 Joules to power through tough demolition jobs
- Powerful 1250 W motor
- Four setting options for maximum efficiency and performance: drilling – hammer drilling – chiselling – rotary chiselling. With or without chisel lock
- Incredible hammer impact frequency of 4500/min
- Plastic case provides convenient transport and storage
- Depth stop, drill-set, flat and point chisel set included
- Adjustable additional handle for fatigue-free and comfortable working



4 Setting options

Anti-Vibration control

SDS-Plus

Adjustable handle

powerful 1250 W motor

OPTIONAL ACCESSORIES

SDS-PLUS DRILL SET



Ø 8 | 10 | 12 mm, L 150 mm
Article number: 7907900004
Barcode: 4046664044987

SDS-PLUS FLAT + POINT CHISEL SET



Ø 13,5 mm, L 250 mm
Article number: 7907900003
Barcode: 4046664044970

Impact force 5 Joule
Impact rating 4500 bpm



Softgrip

INCLUDED



SPECIFICATIONS

| | |
|-------------------------|--------------------|
| Dimensions L x W x H | 362 x 243 x 114 mm |
| Impact force | 5 Joules |
| Impact rating | 4500/min |
| Speed | 850 rpm |
| Working capacity max. Ø | 30 mm |
| Motor | 220 – 240 V~ |
| engine power | 1250 W |

LOGISTICAL DATA

| | |
|----------------------|--------------------|
| Weight net / gross | 4.9 / 7.4 kg |
| Packaging dimensions | 410 x 120 x 330 mm |
| Article number | 5907902901 |
| Barcode | 4046664044529 |
| 20 Container | 1460 pcs |
| 40 Container | 3050 pcs |
| 40 HQ Container | 3200 pcs |



EXAMPLES OF USE

SUITABLE FOR

Concrete base



Tiles



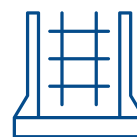
Natural stone



Brick



Concrete



4 Setting options

drilling, hammer drilling,
chiselling, rotary chiselling
with or without chisel lock



Wide range of
accessories



Transport case

PRODUCT DETAILS

SDS Plus intake shaft
diameter 10 mm



Impact & high stroke
frequency



Low weight and slim design



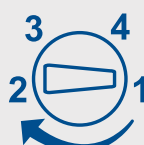
Anti-vibration function



Handle can be freely
adjusted (tool-free)



4 Setting options



Very little vibration even during tough work,
thanks to integrated anti-vibration system.



7 J HAMMER DRILL

- Powerful rotary hammer for large projects with **7 J impact force** and up to **4250 bpm**
- **4 functions:** Drilling, hammer drilling, chiselling with and without fixing
- Selector switch for quick, tool-free switching between functions
- **Powerful 1500 W motor**
- **Speed** variably adjustable from 0 - 920 rpm via an adjusting wheel
- Easy tool change thanks to **SDS-Plus clamping system**
- **Anti-vibration system** for fatigue-free working
- Tool-free and infinitely **adjustable handle**
- Includes practical transport case, depth stop, flat chisel, pointed chisel, drill bit Ø 8, 10, 12 mm, dust collection device, drill chuck, drill chuck spanner, maintenance tool, grease

SDS



INCLUDED



OPTIONAL ACCESSORIES

SDS-PLUS DRILL SET



Ø 16 | 18 | 20 mm, L 320 mm

Article number: 7907900002

Barcode: 4046664036357

SDS-PLUS FLAT + POINT CHISEL SET



Ø 18 mm, L 350 mm

Article number: 7907900001

Barcode: 4046664036340

SPECIFICATIONS

| | |
|----------------------|-----------------------|
| Dimensions L x W x H | 390 x 260 x 85 mm |
| Impact force | 7 Joule |
| Impact rating | 4250 bpm |
| Speed | 920 min ⁻¹ |
| Motor | 230 - 240 V~ |
| Engine power | 1500 W |

LOGISTICAL DATA

| | |
|----------------------|--------------------|
| Weight net / gross | 5,3 / 8,3 kg |
| Packaging dimensions | 440 x 280 x 355 mm |
| Article number | 5907905901 |
| Barcode | 4046664240181 |
| 20 Container | 1310 pcs |
| 40 Container | 2652 pcs |
| 40 HQ Container | 3110 pcs |



EXAMPLES OF USE

SUITABLE FOR


Concrete base



Tiles



Natural stone



Brick



Concrete



4 Setting options
drilling, hammer drilling,
chiselling, rotary chiselling
with or without chisel lock

Wide range of
accessories



PRODUCT DETAILS

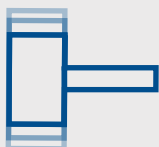
SDS Plus intake shaft



Impact force 7 Joule



Impact rating 4250 bpm



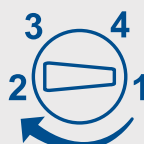
Anti-vibration function




Handle can be freely
adjusted (tool-free)



4 Setting options



Very little vibration even during tough
work, thanks to integrated anti-vibration
system.




10 J HAMMER DRILL

- 10 Joule impact force for universal use
- Powerful 1600 W motor
- Two functions for versatile work (impact drilling and chiselling)
- Max. impact frequency of 3800/min
- Anti-vibration control
- Easy tool change thanks to SDS-Max clamping system
- Plastic case for convenient transport and storage
- Including pointed and flat chisels, LED and a tube of lubricating grease



OPTIONAL ACCESSORIES

DRILL SET



Ø 16 | 18 | 20 mm, L 320 mm
Article number: 7907900002
Barcode: 4046664036357

FLAT- & POINT CHISEL SET



Ø 18 mm, L 350 mm
Article number: 7907900001
Barcode: 4046664036340

SDS Max

360 ° Turning handle

INCLUDED



SPECIFICATIONS

| | |
|--------------------------------------|-------------------|
| Dimensions L x W x H | 460 x 95 x 380 mm |
| Impact force | 10 Joule |
| Drilling capacity in concrete max. Ø | 40 mm |
| Motor | 230 - 240 V~ |
| Input | 1600 W |

LOGISTICAL DATA

| | |
|----------------------|--------------------|
| Weight net / gross | 7.3 / 11 kg |
| Packaging dimensions | 410 x 126 x 370 mm |
| Article number | 5907903901 |
| Barcode | 4046664143246 |
| 20 Container | 900 pcs |
| 40 Container | 1864 pcs |
| 40 HQ Container | 2196 pcs |



EXAMPLES OF USE

SUITABLE FOR

Concrete base



Tiles



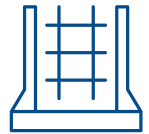
Natural stone



Brick



Concrete



PRODUKT-DETAILS

SDS max. intake shaft
diameter 18 mm



Impact & high stroke
frequency



Low weight and slim design




Anti-vibration function



Handle can be freely adjusted
(tool-free)



2 functions - chiseling and
percussion drilling



20 J DEMOLITION HAMMER

- Powerful **20 Joules** for universal use
- Powerful **1300 watt motor**
- Quick and easy tool change with the **SDS Max drill chuck**
- **Anti-vibration handle**
- **Plastic case** for easy transport and storage
- Thanks to the compact and slim design, areas that are difficult to access can also be processed
- Including **sharp and flat chisel**



SPECIFICATIONS

| | |
|----------------------|-------------------|
| Dimensions l x w x h | 470 x 240 x 95 mm |
| Impact force | 20 joule |
| Impact rating | 4100/min |
| Motor | 230 – 240 V~ |
| Input | 1300 W |

LOGISTICAL DATA

| | |
|----------------------|------------------|
| Weight net / gross | 6,0 / 9,5 kg |
| Packaging dimensions | 490 x 320 120 mm |
| Article number | 5908207901 |
| Barcode | 404666416339 |
| 20 Container | 1342 pcs |
| 40 Container | 2780 pcs |
| 40 HQ Container | 2780 pcs |



EXAMPLES OF USE

SUITABLE FOR


Concrete base



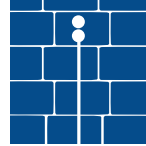
Tiles



Natural stone



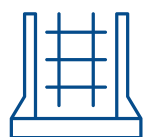
Making slots



Brick



Concrete



PRODUCT DETAILS

SDS max. intake shaft diameter 18 mm



Impact & high stroke frequency



Low weight and slim design



Anti-vibration function



Handle can be freely adjusted (tool-free)



Locking function



Chiseling



1300 watt motor



50 J DEMOLITION HAMMER

- Supplied with 2 chisels and metal case
- 50 Joules of impact energy
- Quick and easy chisel changes
- Soft-grip D-handle for a comfortable grip
- Compact, streamlined design allows access in confined areas

Impact force 50 Joule
Impact rating
2000 bpm



Soft-grip

OPTIONAL ACCESSORIES

FLAT CHISEL
Ø 30 mm, L 390 mm



Article number: 3908201108
Barcode: 4046664014287

POINT CHISEL
Ø 30 mm, L 390 mm



Article number: 3908201109
Barcode: 4046664014294

Easy chisel changes

Hexagon

50 Joule



INCLUDED

AB1600



SPECIFICATIONS

| | AB1600 | AB1700 |
|----------------------|--------------------|--------------------|
| Dimensions l x w x h | 652 x 157 x 276 mm | 652 x 157 x 276 mm |
| Impact force | 50 joule | 50 joule |
| Impact rating | 2000/min | 2000/min |
| Motor | 230 V~ | 230 V~ |
| Input | 1600 W | 1700 W |

LOGISTICAL DATA

| | AB1600 | AB1700 |
|----------------------|--------------------|--------------------|
| Weight net / gross | 16 / 20 kg | 14 / 20.5 kg |
| Packaging dimensions | 700 x 165 x 280 mm | 700 x 165 x 295 mm |
| Article number | 5908201901 | 5908203901 |
| Barcode | 4046664020264 | 4046664043201 |
| 20 Container | 710 pcs | 710 pcs |
| 40 Container | 1200 pcs | 1200 pcs |
| 40 HQ Container | 1200 pcs | 1200 pcs |



EXAMPLES OF USE

SUITABLE FOR


Concrete base



Tiles



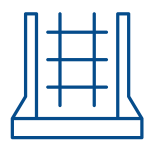
Natural stone



Brick



Concrete




COPPER COIL

- ✓ Long service life
- ✓ Better electric conductivity

Handle can be adjusted steplessly without tools

Easy maintenance of the device

Metal case for secure and neat storage as well as for transport



PRODUCT DETAILS

SDS HEX tool mounting
– Tools without key



Impact & high stroke frequency



Robust



Anti-Vibration function



Handle can be freely adjusted
(tool-free)



Locking function



Soft-grip



1600 W Engine power (AB1600)
100 W Engine power (AB1700)



60 J DEMOLITION HAMMER

- Powerful 1900 W and an impact force of 60 joules
- The switch lock for continuous operation allows working that does not tire you out
- Handle with soft grip allows vibration-free working
- Thanks to the compact and slim design, areas that are difficult to access can also be processed
- Including plastic box with wheels, sharp and flat chisel
- Impact force 2000 bpm
- Robust housing, weight 16.5 kg
- Quick and easy tool change via the 30 mm hexagon tool holder

Transport case with wheels



OPTIONAL ACCESSORIES

FLAT CHISEL
Ø 30 mm, L 390 mm



Article number: 3908201108
Barcode: 4046664014287

POINT CHISEL
Ø 30 mm, L 390 mm



Article number: 3908201109
Barcode: 4046664014294



INCLUDED

SPECIFICATIONS

| | |
|----------------------|------------------------|
| Dimensions L x W x H | 674 x 155.3 x 264.3 mm |
| Impact force | 60 Joule |
| Motor | 230 – 240 V~ |
| Input | 1900 W |

LOGISTICAL DATA

| | |
|----------------------|--------------------|
| Weight net / gross | 16.5 / 22 kg |
| Packaging dimensions | 910 x 205 x 370 mm |
| Article number | 5908206901 |
| Barcode | 4046664068594 |
| 20 Container | 465 pcs |
| 40 Container | 960 pcs |
| 40 HQ Container | 1110 pcs |



Impact force 60 Joule
Impact rating
2000 bpm





EXAMPLES OF USE SUITABLE FOR

Concrete base



Tiles



Natural stone



Brick



Concrete



Easy maintenance
of the device



Plastic case for
secure and neat
storage as well as
for transport

Handle adjustable
by 360° degrees

PRODUCT DETAILS

SDS HEX tool mounting
– Tools without key



Impact &
high stroke frequency



Robust



Anti-vibration function



Handle can be freely
adjusted (tool-free)



Locking function



Soft-grip



Motor output 1600 W



The AB1900 reliably and effortlessly takes care
of heavy-duty demolition work.



The switch can be locked in the ON
position to ensure fatigue-free work
even during constant operation.

60 J DEMOLITION HAMMER

- Powerful demolition hammer, 60 J impact and 2,000 bpm
- High-performance 1,700 W motor
- SDS-Max mount allows easy replacement of attachments without the need for tools
- Anti-vibration technology significantly reduces vibrations
- 12 different chisel positions allow the perfect adjustment to the relevant application
- Blow rate adjustable in 6 steps to suit the material
- Locking switch for continuous operation
- Additional handle can be steplessly adjusted by 360 degrees without the need for tools to allow ergonomic and fatigue-free working
- 3 m robust cable allows maximum mobility
- Includes transport case with wheels as well as pointed and flat chisel

Impact force 60 Joule
Impact rating
2000 bpm



Transport case with wheels.



INCLUDED

SPECIFICATIONS

| | |
|----------------------|--------------------|
| Dimensions l x w x h | 630 x 125 x 275 mm |
| Impact force | 60 Joule |
| Impact rating | 850 – 2000 bpm |
| Chisel | 12 positions |
| Motor | 230 – 240 V~ |
| Input | 1700 W |

LOGISTICAL DATA

| | |
|----------------------|--------------------|
| Weight net / gross | 11.5 / 17 kg |
| Packaging dimensions | 710 x 160 x 340 mm |
| Article number | 5908209901 |
| Barcode | 4046664223696 |
| 20 Container | 670 pcs |
| 40 Container | 1300 pcs |
| 40 HQ Container | 1550 pcs |



EXAMPLES OF USE

SUITABLE FOR

Concrete base



Tiles



Natural stone



Brick



Concrete



Handle adjustable
by 360° degrees

Easy maintenance,
thanks to
maintenance hatch

Anti-vibration
technology
significantly
reduces vibrations



COPPER COIL

- ✓ Long service life
- ✓ Better electric conductivity

PRODUCT DETAILS

SDS-Max mount
(tool-free)



Blow rate adjustable in
6 steps



Robust



Anti-Vibration function



Handle can be freely
adjusted (tool-free)



Locking function




Soft-grip



1700 W Engine power



Blow rate adjustable in 6 steps to suit the material.



SDS-Max mount allows easy replacement of attachments without the need for tools.

65 L CONCRETE MIXER

- Mixing drum of 63 litres with a capacity of max. 55 kg and 27.5 rpm
- 220 watt electric motor
- Drum opening of 260 mm
- Drum swivel height of 620 mm allows comfortable filling
- Easy transportation and stability thanks to the transport fixture and wide wheelbase
- Easy to maintain, durable and robust

Drum capacity
63 L / 55 kg

Drum opening of 260 mm

Wheels

SPECIFICATIONS

| | |
|----------------------|---------------------|
| Dimensions L x W x H | 1161 x 550 x 935 mm |
| Drum capacity | 63 L |
| Max. drum speed | 27.5 rpm |
| Motor | 230 V~ |
| Input | 220 W |
| Drum diameter | 260 mm |

LOGISTICAL DATA

| | |
|----------------------|--------------------|
| Weight net / gross | 25 / 28 kg |
| Packaging dimensions | 670 x 600 x 400 mm |
| Article number | 5908408904 |
| Barcode | 4046664123149 |
| 20 container | 135 pcs |
| 40 container | 285 pcs |
| 40 HQ container | 342 pcs |



EXAMPLES OF USE

Garden



Construction
site



Yard



Angle adjustment
adjustable

Large opening
for comfortable
emptying

Robust steel construction
easy to service,
durable and robust

Easy assembly

Easy to transport
thanks to wide
wheelbase stable
wheels



Concrete




Filler



Mortar



Seeds



The angle snap-in points
allow the drum to be
locked in different positions

PRODUCT DETAILS

220 W



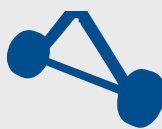
230 V connection



Robust



Transportable



27.5 rotations per minute

125 / 140 L CONCRETE MIXERS

- Welded drum base provides better strength
- 125 L or 140 L large capacity drum
- Wheels for mobility
- Large drum wheel for easy emptying
- Labyrinth housing to prevent water splashing and dual fans for better cooling
- Durable and robust – ideal for professional use
- Cast iron gears (fully enclosed)
- Easy to maintain



SPECIFICATIONS

| | MIX125 | MIX140 |
|----------------------|----------------------|----------------------|
| Dimensions L x W x H | 1200 x 710 x 1400 mm | 1210 x 840 x 1280 mm |
| Drum capacity | 125 L | 140 L |
| Drum speed max. | 26.6 rpm | 26.6 rpm |
| Motor | 230 V~ | 230 V~ |
| Input | 550 W | 550 W |

LOGISTICAL DATA

| | MIX125 | MIX140 |
|----------------------|--------------------|--------------------|
| Weight net / gross | 45 / 48 kg | 47 / 50 kg |
| Packaging dimensions | 770 x 700 x 450 mm | 780 x 700 x 465 mm |
| Article number | 5908403901 | 5908404901 |
| Barcode | 4046664022954 | 4046664036463 |
| 20 Container | 120 pcs | 120 pcs |
| 40 Container | 253 pcs | 253 pcs |
| 40 HQ Container | 303 pcs | 255 pcs |



EXAMPLES OF USE

Garden



Construction site



Yard



Large hand wheel for comfortable operation

Robust steel construction easy to service, durable and robust

Sturdy agitator paddles

Easy assembly



Large hand wheel allows easy adjustment of the drum. It can also be locked at different angles.



Cast-iron sprocket ensures long service.

Easy to transport thanks to wide wheelbase stable wheels

PRODUCT DETAILS

550 W



230 V connection



Max. filling quantity 125 / 140 litres



Transportable




Large 385 mm drum opening ensures easy filling and emptying of the mix.

SUITABLE FOR DIFFERENT MATERIALS



Concrete



Filler



Mortar



Seeds

160 / 180 L CONCRETE MIXERS

- Welded drum base provides better strength
- 160 L or 180 L large capacity drum
- Wheels for mobility
- Large drum wheel for easy emptying
- Labyrinth housing to prevent water splashing and dual fans for better cooling
- Durable and robust – ideal for professional use
- Cast iron gears (fully enclosed)
- Easy to maintain

OPTIONAL ACCESSORIES

SCREEN DRUM



Article number: 7908401702
Barcode: 4014915229070



SPECIFICATIONS

| | MIX160 | MIX180 |
|----------------------|----------------------|----------------------|
| Dimensions L x W x H | 1260 x 850 x 1350 mm | 1260 x 850 x 1400 mm |
| Drum capacity | 160 L | 180 L |
| Drum speed max. | 29.5 rpm | 29.5 rpm |
| Motor | 230 V~ | 230 V~ |
| Input | 650 W | 800 W |

LOGISTICAL DATA

| | MIX160 | MIX180 |
|----------------------|--------------------|--------------------|
| Weight net / gross | 53.8 / 57.7 kg | 56.5 / 60 kg |
| Packaging dimensions | 760 x 740 x 515 mm | 760 x 740 x 520 mm |
| Article number | 5908405901 | 5908406901 |
| Barcode | 4046664036470 | 4046664036487 |
| 20 Container | 84 pcs | |
| 40 Container | 192 pcs | |
| 40 HQ Container | 237 pcs | |



EXAMPLES OF USE

Garden



Construction site



Yard



Large hand wheel
for comfortable
operationg

Robust steel construction
easy to service,
durable and robust


Easy to transport
thanks to wide
wheelbase stable wheels

Sturdy agitator paddles


Easy assembly



Concrete



Filler



Mortar



Seeds



Large hand wheel allows
easy adjustment of the
drum. It can also be
locked at different angles



Cast-iron sprocket
ensures long service

PRODUCT DETAILS

650 W / 800 W




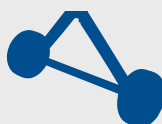
230 V Anschluss



Max. filling quantity
160 / 180 litres



Transportable



Large 390 mm drum opening ensures
easy filling and emptying of the mix

COMPULSORY MIXER

- Powerful **1600 W High-torque motor**
- Rugged Heavy-gauge steel construction
- Single worker can load and unload
- Large capacity (**120 Litres**)
- **Integrated bag ripping bar**
- **Fold-down platform** for unloading to buckets
- Limit switch ensures more safety during operation



Limit switch ensures more safety during operation

Easy and quick opening of the mix, thanks to tear-open feature on the lid

**SPECIFICATIONS**

| | |
|----------------------|---------------------|
| Dimensions L x W x H | 760 x 830 x 1158 mm |
| Mixing capacity | 120 L |
| Batch output | 100 L |
| Paddle speed | 30 rpm |
| Motor | 230 V~ |
| Output | 1600 W |
| Input | 2000 W |
| Drum diameter | 27" |

LOGISTICAL DATA

| | |
|----------------------|--------------------|
| Weight net / gross | 127 / 149 kg |
| Packaging dimensions | 830 x 770 x 850 mm |
| Order No | 5908409901 |
| Barcode | 4046664121824 |
| 20 Container | 42 pcs |
| 40 Container | 84 pcs |
| 40 HQ Container | 126 pcs |



EXAMPLES OF USE

Garden



Construction site



Yard



Concrete




Render



Mortar



Seeds



Screed



Clay



PRODUCT DETAILS

2000 W



Low-maintenance



Robust



Transportable



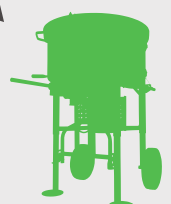
As opposed to drum mixers, compulsory mixers ensure a much better mixing result in a shorter time

Concrete mixer




10 min

Compulsory mixer



5 min

2 x
to fast



Foldable support allows emptying into buckets and mortar tubs



The outlet lever allows precise measuring out of the mix during emptying

Can be transported in a lying or standing position - quick and easy set-up of the unit, thanks to adjustable transport handles



OPTIONAL ACCESSORY

RUBBER PAD
black



Article number: 5904605012
Barcode: 4014915092667



Powerful 2.0 HP engine

Wheels

High-strength
steel base plate

INCLUDED



SPECIFICATIONS

| | |
|----------------------|---------------------|
| Dimensions L x W x H | 1100 x 400 x 500 mm |
| Plate size | 490 x 320 mm |
| Compaction force | 13000 N |
| Travel speed | 25 m/min |
| Compaction depth | 25 cm |
| Capacity | 79 cm ³ |
| Engine | 2.0 HP; petrol |

13 kN PLATE COMPACTOR

- Plate size: 490 x 320 mm
- Compacting pressure: 13000 N
- High feed speed - to increase work performance
- Including travel fixture for transport also by one person
- Including black rubber pad for paving
- Automatic feed - still allows the user trouble-free intervention in the direction of movement

LOGISTICAL DATA

| | |
|----------------------|--------------------|
| Weight net / gross | 48 / 50 kg |
| Packaging dimensions | 650 x 370 x 430 mm |
| Article number | 5904615903 |
| Barcode | 4014915230212 |
| 20 Container | 216 pcs |
| 40 Container | 432 pcs |
| 40 HQ Container | 432 pcs |



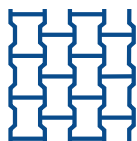
EXAMPLES OF USE

SUITABLE FOR

House construction



Road construction



Construction site



Manual work



Landscaping




Vibration resistant handle

Easy start using pull starter

Durable, thanks to V-belts being protected on all sides

Inclines up to 20° are easily possible


Includes rubber mat for paving work



Compacting using the vibrating plate prevents the substrate subsiding.



The HP1400s is also suitable for compacting different materials.



PRODUCT DETAILS

13000 N
Compaction force



25 m/min
Travel speed



5900
vibrations/min
Vibration



25 cm
Compaction depth



490 x 320 mm
Plate size



Robust



Transportable



Compact design



Powerful 6.5 HP
petrol engine

25 cm
Compaction depth
15000 N
Compaction force



High-strength steel base
plate with curved edges

Travel speed
of 25 m/min

INCLUDED



15 kN PLATE COMPACTOR

- High-strength steel base plate with curved edges
- Self-cleaning plate for best results
- Plate size: 450 x 350 mm
- Compaction force: 15000 N
- Powerful 6.5 HP engine for reliable operation
- Fast travel speed of 25 m/min for improved productivity
- Includes foldaway wheels for easy one-man transportation
- Includes black rubber pad for block paving work

SPECIFICATIONS

| | |
|----------------------|--------------------------|
| Dimensions L x W x H | 1040 x 400 x 890 mm |
| Plate size | 450 x 350 mm |
| Compaction force | 15000 N |
| Travel speed | 25 m/min |
| Working speed | 600 m ² /hour |
| Compaction depth | 25 cm |
| Capacity | 196 cm ³ |
| Engine | 6.5 HP; petrol |

LOGISTICAL DATA

| | |
|----------------------|--------------------|
| Weight net / gross | 58 / 60.5 kg |
| Packaging dimensions | 570 x 380 x 670 mm |
| Article number | 5904610903 |
| Barcode | 4046664085614 |
| 20 Container | 180 pcs |
| 40 Container | 372 pcs |
| 40 HQ Container | 372 pcs |

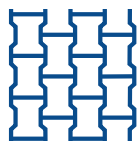


EXAMPLES OF USE SUITABLE FOR

House construction



Road construction



Construction site



Manual work



Landscaping



Vibration-resistant handle

3.5 L tank volume

Easy start using pull starter

Durable, thanks to V-belts being protected on all sides

Inclines up to 25° are easily possible

Includes rubber mat for paving work



Thanks to the rubber mat, even paving work can be carried out.



The HP1200s is also suitable for compacting different materials.

PRODUCT DETAILS

15000 N
Compaction force



25 m/min
Travel speed



5700 vibrations/min
Vibration



25 cm
Compaction depth



450 x 350 mm
Plate size



Robust



Transportable



Kompact design





Powerful 5.58 HP petrol engine

Travel speed of 25 m/min

High-strength steel base plate with curved edges

30 cm
Compaction depth
15.000 N
Compaction force



INCLUDED



23 kN PLATE COMPACTOR

- Plate size: 550 x 440 mm
- Compaction force: 15.000 N
- Compaction depth: 30 cm
- Powerful 5.58 HP engine for reliable operation
- Automatic travel speed of 25 m/min for improved productivity
- High-strength steel base plate with curved edges
- Includes foldaway wheels for easy one-man transportation
- Includes black rubber pad for block paving work

SPECIFICATIONS

| | |
|----------------------|--------------------------|
| Dimensions L x W x H | 1025 x 440 x 930 mm |
| Plate size | 550 x 440 mm |
| Compaction force | 15.000 N |
| Travel speed | 25 m/min |
| Working speed | 650 m ² /hour |
| Compaction depth | 30 cm |
| Capacity | 196 cm ³ |
| Engine | 5.58 HP; petrol |

LOGISTICAL DATA

| | |
|----------------------|--------------------|
| Weight net / gross | 84 / 90 kg |
| Packaging dimensions | 640 x 480 x 670 mm |
| Article number | 5904611903 |
| Barcode | 4046664085621 |
| 20 Container | 126 pcs |
| 40 Container | 252 pcs |
| 40 HQ Container | 252 pcs |

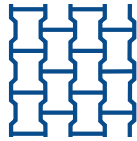


EXAMPLES OF USE SUITABLE FOR

House construction



Road construction



Construction site



Manual work



Landscaping



PRODUCT DETAILS

15.000 N
Compaction force



25 m/min
Travel speed



4200 vibrations/min
Vibration



30 cm
Compaction depth



550 x 440 mm
Plate size



Robust



Transportable



Compact design



17 kN PLATE COMPACTOR

- Plate size: 530 x 350 mm
- **Compaction force: 17000 N**
- **High feed speed** - to increase work performance
- **Including travel fixture** for transport also by one person
- **Includes black rubber pad** for block paving work
- **Automatic feed** - still allows the user trouble-free intervention in the direction of movement



LOGISTICAL DATA

| | |
|----------------------|--------------------|
| Weight net / gross | 57 / 60 kg |
| Packaging dimensions | 710 x 400 x 505 mm |
| Article number | 5904616903 |
| Barcode | 4046664144175 |
| 20 containers | 176 pcs |
| 40 containers | 352 pcs |
| 40 HQ containers | 352 pcs |

SPECIFICATIONS

| | |
|----------------------|---------------------|
| Dimensions L x W x H | 1140 x 410 x 840 mm |
| Plate size | 530 x 350 mm |
| Compaction force | 17000 N |
| Travel speed | 25 m/min |
| Compaction depth | 30 cm |
| Capacity | 196 cm ³ |
| Engine | 5.6 HP; petrol |



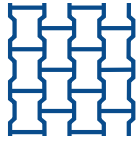
EXAMPLES OF USE

SUITABLE FOR

House construction



Road construction



Construction site



Manual work



Landscaping



Vibration resistant handle

Easy start using pull starter

Durable, thanks to V-belts being protected on all sides

Inclines up to 20° are easily possible

Includes rubber mat for paving work



Compacting using the vibrating plate prevents the substrate subsiding.



The HP2300s is also suitable for compacting different materials.



PRODUCT-DETAILS

17000 N
Compaction force



25 m/min
Travel speed



5900 vibrations/min
Vibration



30 cm
Compaction depth



530 x 350 mm
Plate size



Robust



Transportable



Compact design



35 cm
Compaction depth
25000 N
Compaction force



360°



Powerful 6.5 HP
petrol engine

Travel speed
of 25 m/min

High-strength
steel base plate
with curved
edges



INCLUDED

25 kN PLATE COMPACTOR

- Plate size: 550 x 440 mm
- Compaction force: 25000 N
- Compaction depth: 35 cm
- Powerful 6.5 HP engine for reliable operation
- Automatic travel speed of 25 m/min for improved productivity
- High-strength steel base plate with curved edges
- Includes foldaway wheels for easy one-man transportation
- Includes black rubber pad for block paving work

SPECIFICATIONS

| | |
|----------------------|--------------------------|
| Dimensions L x W x H | 1025 x 440 x 930 mm |
| Plate size | 550 x 440 mm |
| Compaction force | 25000 N |
| Travel speed | 25 m/min |
| Working speed | 650 m ² /hour |
| Compaction depth | 35 cm |
| Capacity | 196 cm ³ |
| Engine | 6.5 HP; petrol |

LOGISTICAL DATA

| | |
|----------------------|--------------------|
| Weight net / gross | 97.5 / 104 kg |
| Packaging dimensions | 640 x 480 x 670 mm |
| Article number | 5904612903 |
| Barcode | 4046664085638 |
| 20 Container | 126 pcs |
| 40 Container | 235 pcs |
| 40 HQ Container | 235 pcs |

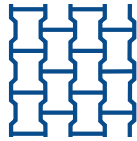


EXAMPLES OF USE SUITABLE FOR

House construction



Road construction



Construction site



Manual work



Landscaping



Vibration-resistant handle

3.5 L tank volume

Easy start using pull starter

Durable, thanks to V-belts being protected on all sides

Inclines up to 25° are easily possible

Includes rubber mat for paving work



Compacting using the vibrating plate prevents the substrate subsiding.



The HP2200s is also suitable for compacting different materials.



PRODUCT DETAILS

25000 N
Compaction force



25 m/min
Travel speed



4200 vibrations/min
Vibration



35 cm
Compaction depth



550 x 440 mm
Plate size



Robust



Transportable



Compact design



23 kN PLATE COMPACTOR

- Plate size: 540 x 420 mm
- Compacting pressure: 23000 N
- Powerful 5.6 hp engine
- High feed speed - to increase work performance
- Including travel fixture for transport also by one person
- Including black rubber pad for paving
- Automatic feed - still allows the user trouble-free intervention in the direction of movement



SPECIFICATIONS

| | |
|----------------------|---------------------|
| Dimensions L x W x H | 1140 x 400 x 840 mm |
| Plate size | 540 x 420 mm |
| Compaction force | 23000 N |
| Travel speed | 15 m/min |
| Compaction depth | 35 cm |
| Capacity | 196 cm³ |
| Engine | 5.6 HP; petrol |

LOGISTICAL DATA

| | |
|----------------------|--------------------|
| Weight net / gross | 82.5 / 86.3 kg |
| Packaging dimensions | 705 x 435 x 500 mm |
| Article number | 5904617903 |
| Barcode | 4046664144199 |
| 20 Container | 156 pcs |
| 40 Container | 312 pcs |
| 40 HQ Container | 312 pcs |



EXAMPLES OF USE

SUITABLE FOR

House construction



Road construction



Construction site



Manual work



Landscaping




Vibration resistant handle

Easy start using pull starter

Durable, thanks to V-belts being protected on all sides

Inclines up to 20° are easily possible

Includes rubber mat for paving work



Compacting using the vibrating plate prevents the substrate subsiding.



The HP2300s is also suitable for compacting different materials.



PRODUKT-DETAILS

23000 N
Compaction force



15 m/min
Travel speed



5500 vibrations/min
Vibration



30 cm
Compaction depth



540 x 420 mm
Plate size



Robust



Transportable



Compact design



40 cm
Compaction depth
30000 N
Compaction force



Powerful 6.5 HP
petrol engine

Travel speed of 25 m/min

High-strength steel base
plate with curved edges

INCLUDED



30 kN REVERSIBLE PLATE COMPACTOR

- Plate size: 630 x 400 mm
- Compaction force: 30000 N
- Compaction depth: 40 cm
- Powerful 6.5 HP engine for reliable operation
- Automatic travel speed of 25 m/min for improved productivity
- High-strength steel base plate with curved edges
- Includes foldaway wheels for easy one-man transportation
- Includes black rubber pad for block paving work

SPECIFICATIONS

| | |
|----------------------|--------------------------|
| Dimensions L x W x H | 1150 x 690 x 870 mm |
| Plate size | 630 x 400 mm |
| Compaction force | 30000 N |
| Travel speed | 25 m/min |
| Working speed | 750 m ² /hour |
| Compaction depth | 40 cm |
| Capacity | 196 cm ³ |
| Engine | 6.5 HP; petrol |

LOGISTICAL DATA

| | |
|----------------------|---------------------|
| Weight net / gross | 125 / 135 kg |
| Packaging dimensions | 710 x 430 x 1000 mm |
| Article number | 5904613903 |
| Barcode | 4046664085645 |
| 20 Container | 84 pcs |
| 40 Container | 172 pcs |
| 40 HQ Container | 172 pcs |

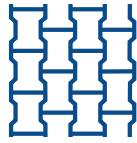


EXAMPLES OF USE SUITABLE FOR

House construction



Road construction



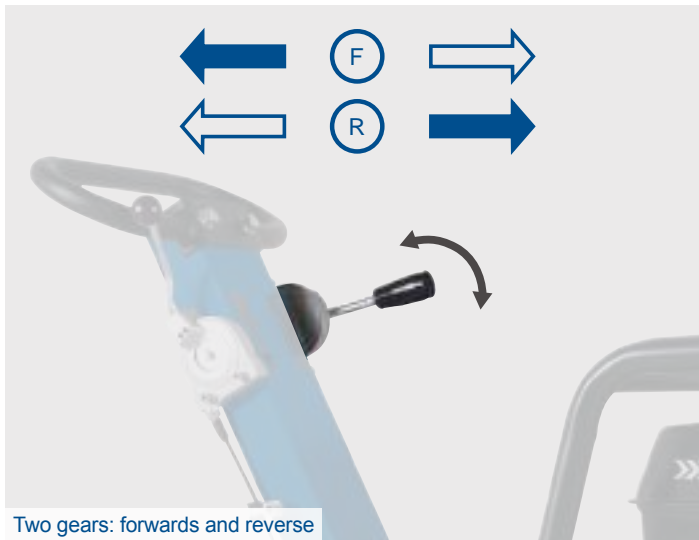
Construction site



Manual work



Landscaping

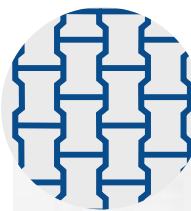


3.5 L tank volume

Vibration-resistant handle

Includes rubber mat for paving work

Inclines up to 20° are easily possible



PRODUCT DETAILS

30000 N
Compaction force



25 m/min
Travel speed



4200 vibrations/min
Vibration



40 cm
Compaction depth



630 x 400 mm
Plate size



Robust



Transportable




Compact design



OPTIONAL ACCESSORY

RUBBER PAD
black



Article number: 5904605012
Barcode: 4014915092667

Powerful 9.0 HP petrol engine

Travel speed of 25 m/min

Comfortable operation of the plate compactor

The plate compactor can be manoeuvred forwards and backwards

Self-cleaning plate

Base plate of high-tensile steel

INCLUDED

SPECIFICATIONS

| | |
|----------------------|--------------------------|
| Dimensions L x W x H | 1400 x 600 x 850 mm |
| Plate size | 730 x 450 mm |
| Compaction force | 30500 N |
| Travel speed | 25 m/min |
| Working speed | 405 m ² /hour |
| Compaction depth | 50 cm |
| Capacity | 270 rpm |
| Engine | 9.0 HP, petrol |

LOGISTICAL DATA

| | |
|----------------------|---------------------|
| Weight net / gross | 161 / 173 kg |
| Packaging dimensions | 780 x 480 x 1100 mm |
| Article number | 5904605903 |
| Barcode | 4046664026891 |
| 20 Container | 72 pcs |
| 40 Container | 138 pcs |
| 40 HQ Container | 138 pcs |

30.5 kN REVERSIBLE PLATE COMPACTOR

- High-strength steel base plate with curved edges for superior performance
- **Self-cleaning plate for operator convenience**
- Highly manoeuvrable
- **Plate size: 730 x 450 mm**
- **Compaction force: 30500 N**
- **Powerful 9.0 HP engine** for reliable operation
- Faster travel speed – for improved productivity
- **Includes transport frame** for easy one-man transportation
- **Includes black rubber pad** for block paving work

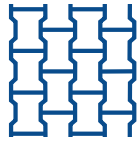


EXAMPLES OF USE SUITABLE FOR

House construction



Road construction



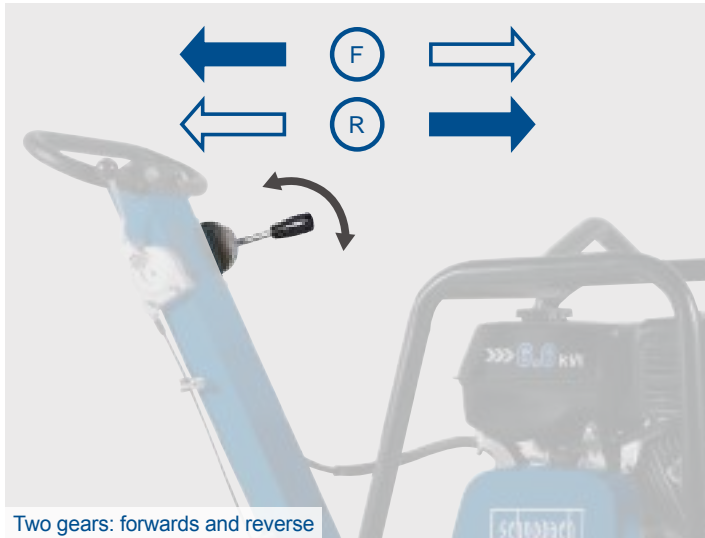
Construction site



Manual work



Landscaping



Two gears: forwards and reverse



Thanks to the rubber mat, even paving work can be carried out.



The HP3000s is also suitable for compacting different materials.

PRODUCT DETAILS

30500 N
Compaction force



20 – 25 m/min
Travel speed



4000 vibrations/min
Vibration



50 cm
Compaction depth



730 x 450 mm
Plate size



Robust



Transportable



Compact design





SPECIFICATIONS

| | |
|------------------------------|---------------------|
| Dimensions L x W x H | 780 x 480 x 1150 mm |
| Working width (tamper plate) | 345 x 285 mm |
| Impact force | 10000 N |
| Compacting depth | 40 – 60 mm |
| Vibration batch | 450 – 650 vpm |
| Input | 5.6 HP, petrol |

LOGISTICAL DATA

| | |
|----------------------|--------------------|
| Weight net / gross | 78 / 88 kg |
| Packaging dimensions | 570 x 510 x 990 mm |
| Article number | 3908301915 |
| Barcode | 4046664012993 |
| 20 Container | 88 pcs |
| 40 Container | 184 pcs |
| 40 HQ Container | 184 pcs |

TAMPER

- Robust and easy to use
- Excellent running characteristics and handling
- Perfectly balanced weight distribution
- Excellent compaction performance of 10000 N
- Optimum working speed
- Wide range of applications
- High reliability and durability
- Easy, safe transport



EXAMPLES OF USE

Garden



Construction site



Court



PRODUCT DETAILS

Impact force 10000 N



Forward speed: 10 - 13 m/min



Plate size 345 x 285 mm





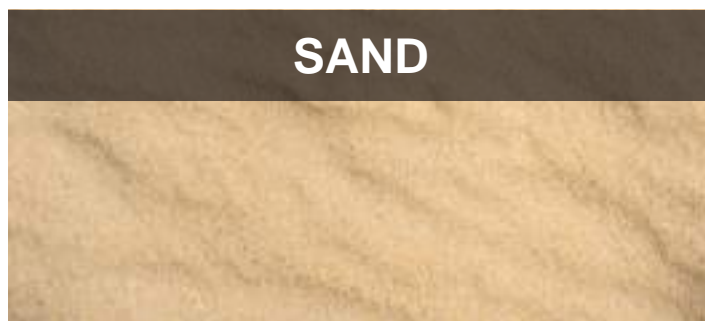
Vibration batch 450 - 650 vpm



5.6 HP, 4-stroke petrol engine



Stroke of the compressing plate



OPTIONAL ACCESSORIES

Drill Ø 100 mm,
length 800 mm



Article number:
7904702701
Barcode:
4046664045526

Drill Ø 150 mm,
length 800 mm



Article number:
7904702702
Barcode:
4046664045533

Drill Ø 200 mm,
length 800 mm



Article number:
7904702703
Barcode:
4046664045540

EARTH AUGER INCLUDING 3 DRILLS

- Simple handling and maintenance
- Powerful 2-stroke petrol engine with 1.9 hp and 52 cm³
- Including 100, 150 and 200 mm drill bits
- Quick and easy drill bit change



FOR
DRILLING

- ✓ Fence posts
- ✓ Plant seedlings
- ✓ Trees
- ✓ Foundations

360°



Powerful 2-stroke
petrol engine,
1.97 HP, 52 cc

Quick and easy
drill bit change

Drill speed
370/min

MAX. DRILLING LENGTH
800 mm



INCLUDED

LOGISTICAL DATA

| | |
|----------------------|--------------------|
| Weight net / gross | 17 / 21 kg |
| Packaging dimensions | 825 x 560 x 320 mm |
| Article number | 5904704903 |
| Barcode | 4046664156673 |
| 20 Container | 196 pcs |
| 40 Container | 399 pcs |
| 40 HQ Container | 456 pcs |

SPECIFICATIONS

| | |
|----------------------|---------------------------|
| Dimensions L x W x H | 540 x 310 x 1120 mm |
| Drilling speed | 370 min ⁻¹ |
| Displacement | 52 cm ³ |
| Drill Ø | 100, 150, 200 mm |
| RPM max. | 9600 rpm |
| Engine | 1.4 kW / 1.9 HP, 2-stroke |

Quick and easy drill bit change
Including 100, 150 and 200 mm drill bits



EXAMPLES OF USE

Garden



Construction site



Yard



Precise working,
thanks to throttle control lever
and clamping lever



Easy maintenance
of the air filter



Ergonomic handles
ensure safe work



TREES



FOUNDATIONS



PLANT SEEDLINGS



FENCE POSTS



BATTERY POWERED WHEELBARROW

- Robust battery-powered wheelbarrow – ideal for transporting bulk material even in demanding terrain around the house, yard and garden
- Efficient work, thanks to powerful 500 W motor
- High-performance 24 V / 12 Ah battery – for emission-free work
- Up to 8 hours operating time
- Large, air-filled tyre with cross-country tread
- 70 litres capacity and 150 kg load
- Up to max. 21% gradient
- Robust, premium-quality metal tray
- Convenient control, thanks to operating element on the right handle
- Forward speed maximum 7 km/h
- Deep discharge protection – the unit turns off automatically when the battery is almost flat
- Display in the handle shows battery charge
- Includes charger

LOADING CAPACITY
MAX.



150 kg



INCLUDED

SPECIFICATIONS

| | |
|-----------------------|---------------------|
| Dimensions L x W x H | 1500 x 600 x 680 mm |
| Dimension container | 880 x 580 x 240 mm |
| Loading capacity max. | 150 kg |
| Tipping | hand |
| Transmission | gear |
| Forward speed max. | 7 km/h |
| Reverse speed max. | 2 km/h |
| Battery | 24 V / 12 Ah |
| Input | 500 W |

LOGISTICAL DATA

| | |
|----------------------|--------------------|
| Weight net / gross | ca. 32.7 / 40 kg |
| Packaging dimensions | 970 x 700 x 350 mm |
| Article number | 5904901915 |
| Barcode | 4046664217664 |
| 20 Container | 30 pcs |
| 40 Container | 64 pcs |
| 40 HQ Container | 96 pcs |



EXAMPLES OF USE SUITABLE FOR

House



Yard



Garden



Convenient control, thanks to operating element on the right handle.



Efficient work, thanks to powerful 500 W motor.

PRODUCT DETAILS

Loading capacity max.



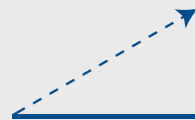
150 kg

Tray load capacity



70 L

Maximum gradient 21 %



24 V / 12 Ah Akku



Up to 8 hours operating time



360 min charging time



SUITABLE FOR DIFFERENT MATERIALS



Gravel



Wood



Soil



Stones



Concrete



Bagged goods



300 kg DUMPER

- Capable of transporting up to 300 kg of solid or bulk material
- Air-filled tyres and four wheel drive for maximum traction
- Quick response, easy manoeuvrable
- The **large tipping container** is perfect for hauling earth, gravel, stone, rubble, bricks and anything else you wish to transport
- The lever located on the handlebar controls the direction of travel
- Transmission – **3 forward gears and 1 reverse gear**
- Tipping container – 912 x 650 x 560 mm
- Large, air-filled wheels for easy operation



OPTIONAL ACCESSORIES

SNOW PLOW
100 x 50 cm



Article number: 7908800001
Barcode: 4046664042563



SPECIFICATIONS - ENGINE

| | |
|--------------|---|
| Model | Single-cylinder; 4 stroke petrol engine |
| Input max. | 5.6 HP |
| Displacement | 196 cc |

SPECIFICATIONS

| | |
|-----------------------|----------------------|
| Dimensions L x W x H | 1380 x 760 x 1000 mm |
| Dimension container | 910 x 650 x 575 mm |
| Loading capacity max. | 300 kg |
| Tipping | hand |
| Transmission | gear |
| Forward speed max. | 2.5 / 4.8 / 6.4 km/h |
| Reverse speed max. | 2 km/h |

4x4 drive

Large,
air-filled wheels

**LOADING CAPACITY
MAX.**



300 kg

LOGISTICAL DATA

| | |
|----------------------|---------------------|
| Weight net / gross | 143 / 167 kg |
| Packaging dimensions | 1150 x 735 x 850 mm |
| Article number | 5908802903 |
| Barcode | 4046664037989 |
| 20 Container | 30 pcs |
| 40 Container | 64 pcs |
| 40 HQ Container | 96 pcs |



EXAMPLES OF USE

Garden



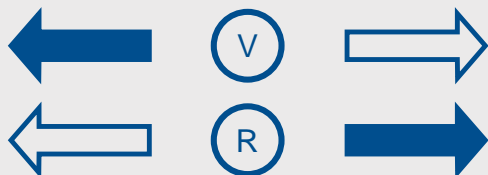
Wood



Construction site



Three forwards gears 2.5 - 4.8 - 6.4 km/h
and one reverse gear 2 km/h.



The Dumper 3000 is ideal for loose
and solid transported materials.



Thanks to the narrow clearance width of 760 mm, even areas
with difficult access can be reached without problems.



PRODUCT DETAILS

Loading capacity max.



300 kg

4x4 drive



Large tipping container



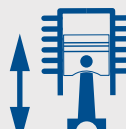
910 x 650 x 575 mm

Compact design



760 mm

196 cm³



Powerful 5,6 PS motor



SUITABLE FOR DIFFERENT MATERIALS



Gravel



Wood



Soil



Stones



Concrete



Bagged goods

400 kg TRACK DUMPER

- Facilitates the transport of loads up to 400 kg
- Large tipping container for solid or bulk material you wish to transport
- Transmission - 3 forward gears & 1 reverse gear
- Tipping container - 840 x 626 x 289 mm
- 115.8 L container volume
- Track drive for good traction on slippery surfaces or muddy ground
- Ideal on construction sites or in horticulture
- Compact design of 710 mm width



LOADING CAPACITY
MAX.

400 kg

3 forward gears &
1 reverse gear

Large tipping
container

Track drive

Schopach

SPECIFICATIONS - ENGINE

| | |
|--------------|---|
| Model | Single cylinder; 4 stroke petrol engine |
| Input max. | 5.6 HP |
| Displacement | 196 cc |

SPECIFICATIONS

| | |
|-----------------------|-------------------------|
| Dimensions L x W x H | 1530 x 710 x 1050 mm |
| Dimension container | 840 x 626 x 289 mm |
| Loading capacity max. | 400 kg |
| Tipping | By hand |
| Transmission | gear |
| Forward speed max. | 1.57 / 2.93 / 3.66 km/h |
| Reverse speed max. | 1.14 km/h |

LOGISTICAL DATA

| | |
|----------------------|----------------------|
| Weight net / gross | 176 / 214 kg |
| Packaging dimensions | 1540 x 755 x 1110 mm |
| Article number | 5908805904 |
| Barcode | 4046664134336 |
| 20 Container | 20 pcs |
| 40 Container | 44 pcs |
| 40 HQ Container | 44 pcs |



EXAMPLES OF USE

Garden



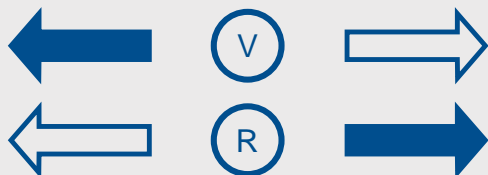
Wood



Construction site



Three forwards gears 1,57 - 2,93 - 3,66 km/h
and one reverse gear 1,14 km/h.



3 forward gears &
1 reverse gear



Thanks to the narrow clearance width of 710 mm, even areas with difficult access can be reached without problems.



PRODUCT DETAILS

Loading capacity max.



400 kg

Track drive



Large tipping container



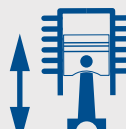
840 x 626 x 289 mm

Compact design



710 mm

196 cm³



powerful 5,6 HP motor



SUITABLE FOR DIFFERENT MATERIALS



Gravel



Wood



Soil



Stones



Concrete



Bagged goods



500 kg TRACK DUMPER

- Capable of transporting up to 500 kg of solid or bulk material
- The large tipping container is perfect for hauling earth, gravel, stone, rubble, bricks and anything else you wish to transport
- The lever located on the handlebar controls the direction of travel
- Transmission – 3 forward gears and 1 reverse gear
- Tipping container – 950 x 680 x 465 mm
- Drive tracks for easy operation

LOADING CAPACITY MAX.



500 kg

3 x forward &
1 x reverse speed

Large tipping container

Easy to
manoeuvre,
simple
operation

Drive tracks



SPECIFICATIONS - ENGINE

| | |
|--------------|---|
| Model | Single-cylinder; 4 stroke petrol engine |
| Input max. | 5.6 HP |
| Displacement | 196 cc |

SPECIFICATIONS

| | |
|-----------------------|-------------------------|
| Dimensions L x W x H | 1600 x 715 x 1030 mm |
| Dimension container | 950 x 680 x 465 mm |
| Loading capacity max. | 500 kg |
| Tipping | hydraulic |
| Transmission | gear |
| Forward speed max. | 1.57 – 2.93 – 3.66 km/h |
| Reverse speed max. | 1.14 km/h |

LOGISTICAL DATA

| | |
|----------------------|----------------------|
| Weight net / gross | 255 / 290 kg |
| Packaging dimensions | 1675 x 775 x 1115 mm |
| Article number | 5908801903 |
| Barcode | 4046664026464 |
| 20 Container | 20 pcs |
| 40 Container | 42 pcs |
| 40 HQ Container | 42 pcs |



EXAMPLES OF USE

Garden



Forest



Construction site



Three forwards gears 1.57 - 2.93 - 3.66 km/h and one reverse gear 1.14 km/h.



The bucket of the DP5000 can be emptied hydraulically.



Thanks to the narrow clearance width of 715 mm, even areas with difficult access can be reached without problems.



PRODUCT DETAILS

Loading capacity max.



500 kg

Chain drive



Large tipping container



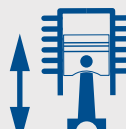
950x680x465 mm

Compact design



715 mm

196 cc



Powerful 5.6 HP motor



SUITABLE FOR DIFFERENT MATERIALS



Gravel




Wood



Soil



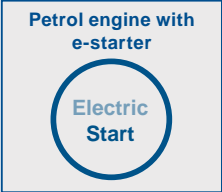
Stones



Concrete



Bagged goods



MINI EXCAVATOR

- Mini excavator with an operating weight of 563.5 kg and compact design for a range of excavation work
- High-performance 8.5 horsepower/6.3 kW 4-stroke petrol engine, 306 cc
- Rotation speed of the excavator: 9.3 rpm / Rotation range: 360°
- Swivelling range of the boom: +/- 70°
- Digging force of the boom: 4.2 kN / Digging force of the bucket: 8.8 kN
- Loading height: max. 1,350 mm / Discharge height: max. 2,100 mm / Digging depth: max. 1,200 mm / Reach: max. 2,330 mm
- 690 mm track width – ideal for narrow passages and for reaching areas that are difficult to access
- Large levelling blade that can be lowered to support the boom or to move soil
- Chain drive: Rubber tracks with a width of 150 mm, can be individually controlled
- Speed max. 1.7 km/h
- Equipped as standard with a 290 mm wide bucket with 0.011 m³ capacity
- E-starter for easy start-up of the excavator
- Climbing ability max. 15°



SPECIFICATIONS

| | |
|-----------------------------|--------------------------|
| Dimensions L x W x H | 690 x 2210 x 1585 mm |
| Bucket width | 290 mm |
| Bucket capacity | 0,011 m³ |
| Digging force of the arm | 4,2 kN (485 kg) |
| Digging force of the bucket | 8,8 kN (815 kg) |
| Speed | 1,7 km/h |
| Ground contact pressure | 26,5 kPa (0,27 kg/cm³) |
| Swivelling speed | 7,5 min ⁻¹ |
| Rotation range | 360° |
| Power output | 306 cc / 8,5 HP / 6,3 kW |

SPECIFICATION

| | |
|-----------------------|---------|
| Max. digging depth | 1200 mm |
| Max. reach | 2330 mm |
| Max. discharge height | 2100 mm |
| Max. loading height | 1350 mm |

LOGISTICAL DATA

| | |
|----------------------|----------------------|
| Weight net / gross | 562 / 685 kg |
| Packaging dimensions | 2300 x 760 x 1300 mm |
| Article number | 5915001903 |
| Barcode | 4046664249177 |
| 40 HQ Container | 32 pcs |



EXAMPLES OF USE

Garden



Construction site



Bucket capacity: 0,011 m³
Bucket width: 290 mm



Large levelling blade that can be lowered to support the boom or to move soil.



Climbing ability max. 15°



Swivelling range of the boom: +/- 70°



690 mm track width – ideal for narrow passages and for reaching areas that are difficult to access.



Thanks to the extensive digging reach of max. 2,330 mm, work can also be carried out on slopes or inclines.



PRODUCT DETAILS

Speed 1,7 km/h



Bucket width 290 mm



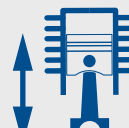
Climbing ability max. 15°



Track width 690 mm



4-stroke petrol engine
306 cc / 8,5 HP / 6,3 kW



Rotation range 360°



EXC815

| | Description | Article number | Barcode |
|---|--|----------------|---------------|
| 1 Excavator rake  | <ul style="list-style-type: none"> • Robust excavator rake – highly versatile • Perfect for raking up straw or weeds, for separating stones, levelling as well as loosening ground • Large working width of 100 cm, 10 tines • Easy attachment to existing bucket • Sturdy and durable | 7915001705 | 4046664249412 |
| 2 Excavator thumb  | <ul style="list-style-type: none"> • Robust excavator thumb – perfect for grasping materials of irregular shape in particular, such as stones, rocks, branches or building rubble • Also suitable for easy removal of heavy residual debris • Easy attachment – highly versatile • Sturdy and durable | 7915001701 | 4046664249375 |
| 3 Retaining claw  | <ul style="list-style-type: none"> • Robust retaining claw – improves handling during lifting and transport • Highly versatile: can be used with or without cover • Without the cover, it is perfect for collecting leaves, gravel or straw • With the cover, it is particularly suitable for smaller particle materials like sand or soil • Easy attachment to existing bucket • Sturdy and durable | 7915001702 | 4046664249382 |



EXC815

4 Slope bucket



Description

- Robust slope bucket for loosening, transporting and dumping soil and other debris
- Highly versatile: also perfect for stripping turf, levelling areas and shaping surfaces
- Large working width of 530 mm
- Volume about 18.5 litres and 0.0185 m³
- Easy attachment
- Sturdy and durable

Article number

7915001703

Barcode

4046664249399

5 Excavator roof



- Practical excavator roof for comfortable working even in adverse conditions
- Perfect protection against rain, sun and other weather as well as falling objects
- Size: 1040 x 720 x 230 mm, total excavator height including roof 207 cm
- Easy attachment
- Sturdy and durable

7915001704

4046664249405



2in1

- ✓ Mortar mixer
- ✓ Paint mixer

PAINT AND MORTAR STIRRER INCLUDING 2ND PADDLE

- High-performance and powerful 1200 W (PM1200) or 1400 W (PM1400) motor
- Stepless speed adjustment up to 700 rpm (PM1200) or 760 rpm (PM1400)
- Robust stirrer mount with **M14 thread**
- Easy replacement of mixing attachment
- Ideal for mixing mortar, render, paint etc.
- Ergonomic handles ensure comfortable, fatigue-free working.
- Includes mortar stirrer and paint stirrer

OPTIONAL ACCESSORIES

MIXING PADDLE REPLACEMENT



Article number: 3907801009
Barcode: 4046664042372

Ergonomic D-handle

M14 thread

INCLUDED

SPECIFICATIONS

| | PM1200 | PM1400 |
|---------------------------|------------------------|-----------------------|
| Dimensions L x W x H | 315 x 200 x 860 mm | |
| Motor | 220 – 240 V~ | 230 V~ |
| Power | 1200 W | 1400 W |
| Variable speed, two gears | 0 – 700 rpm | 0-570 rpm / 0-760 rpm |
| Shaft length | K2: 580 mm; K5: 590 mm | |
| Tool connection thread | M14 | |

LOGISTICAL DATA

| | PM1200 | PM1400 |
|----------------------|--------------------|---------------|
| Weight net / gross | 5.7 / 6.6 kg | 4.9 / 6.7 kg |
| Packaging dimensions | 345 x 230 x 290 mm | |
| Article number | 5907801901 | 5907805901 |
| Barcode | 4046664042198 | 4046664043867 |
| 20 Container | 1120 Stück | |
| 40 Container | 2250 Stück | |
| 40 HQ Container | 2660 Stück | |

EXAMPLES OF USE SUITABLE FOR

Interior
fittings



Exterior-
renovation



Garden



Construction site



PRODUCT DETAILS

PM1200

1200 W



PM1400

1400 W



220 - 240 V~ connection



230 V~ connection



Variable speed
0 – 700 rpm



Variable speed
0-570 rpm / 0-760 rpm



PM1200 und PM1400

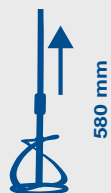
Stirrer Ø 120 mm



M14 Thread



Mortar stirrer



Paint stirrer



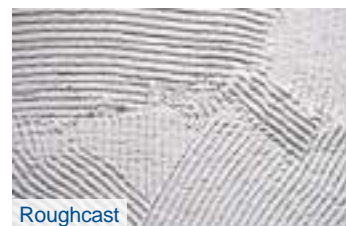
Concrete



Plaster



Mortar



Roughcast




Adhesive (tiles)



Paint


Thanks to its comprehensive accessories, the PM1200/ PM1400 is able to process paint, mortar and concrete.



Ergonomic handles ensure
fatigue-free working.



Adjustable speed
regulation ensures
mixing without
splashing.



Perfect for mixing mortar,
paint, concrete etc.



OPTIONAL ACCESSORIES

MIXING PADDLE
REPLACEMENT



Article number: 5907800701
Barcode: 4046664063681

PAINT AND MORTAR STIRRER
INCLUDING 2ND PADDLE

- Ideal for mixing mortar, plaster, paint etc.
- **2-speed gearbox** for high torque and mixing performance
- Continuously variable speed control 0 – 580 or 0 – 780 rpm
- Powerful **1600 W engine**
- Quick and easy change of the stirring attachment
- Ergonomic handles for convenient working
- Robust stirrer receptacle with **M14 thread**
- Including second spiralled stirrer attachment



INCLUDED



SPECIFICATIONS

| | |
|---------------------------|-----------------------|
| Dimensions | 310 x 190 x 330 mm |
| Motor | 230 V~ / 50 Hz |
| Power | 1600 W |
| Variable speed, two gears | 0 – 580 / 0 – 780 rpm |
| Shaft length | 590 mm |
| Tool connection thread | M14 |

LOGISTICAL DATA

| | |
|----------------------|--------------------|
| Weight net / gross | 6.9 / 7.6 kg |
| Packaging dimensions | 340 x 230 x 350 mm |
| Article number | 5907803901 |
| Barcode | 4046664043737 |
| 20 Container | 910 pcs |
| 40 Container | 1890 pcs |
| 40 HQ Container | 2210 pcs |

Variable speed




2-gear drive

1st gear 0 – 580 rpm
2nd gear 0 – 780 rpm



Tool connection thread

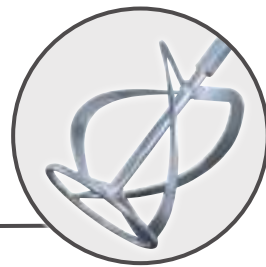
M14



Ergonomic handles

ensure fatigue-free working

Stirrer Ø: 140 mm



PRODUCT DETAILS

1600 W

230 V connection



Variable speed
0 – 580 / 0 – 780 U/min

M14 thread



Clockwise
paint and mortar stirrer



Anti-clockwise
paint and mortar stirrer



The PM1600 features an anti-clockwise and a clockwise stirrer for different mixing materials (runny or viscous substances)

Clockwise



Anti-clockwise



2in1



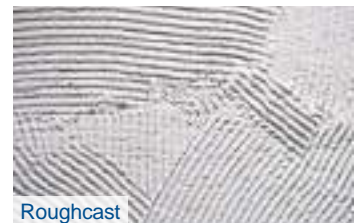
Concrete



Plaster



Mortar



Roughcast



Adhesive (tiles)



Paint



EXAMPLES OF USE SUITABLE FOR

Interior fittings



Exterior renovation



Garden



Construction site





OPTIONAL ACCESSORIES

MIXING PADDLE
REPLACEMENT SET

Article number: 5907802701
Barcode: 4046664043300

DOUBLE PAINT AND MORTAR STIRRER
INCLUDING 2 PADDLES

- 2 counter-rotating stirrer rods for optimal mixing
- Ideal for mixing mortar, plaster, paint etc.
- Two stage speed control up to 790 rpm
- Powerful 1800 W motor with enough power reserves
- Ergonomic handles for convenient and fatigue-free working
- Robust stirrer receptacle with Quick-closure
- Easy change of the stirring attachment
- Including 2 mixing rods

Ergonomic D-handle

Dual speed gearbox

Quick-closure

360°



INCLUDED

SPECIFICATIONS

| | |
|---------------------------|-----------------------|
| Dimensions L x W x H | 310 x 190 x 890 mm |
| Motor | 230 V~ / 50 Hz |
| Power | 1800 W |
| Variable speed, two gears | 0 – 450 / 0 – 790 rpm |
| Shaft length | 570 mm |
| Tool connection thread | Quick-closure |

LOGISTICAL DATA

| | |
|----------------------|--------------------|
| Weight net / gross | 7.2 / 8.8 kg |
| Packaging dimensions | 590 x 320 x 250 mm |
| Article number | 5907802901 |
| Barcode | 4046664043072 |
| 20 Container | 520 pcs |
| 40 Container | 1110 pcs |
| 40 HQ Container | 1300 pcs |

EXAMPLES OF USE SUITABLE FOR

Interior
fittings




Exterior-
renovation



Garden



Construction site



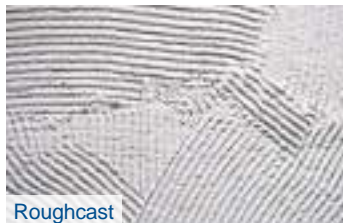
Concrete



Plaster



Mortar



Roughcast




Adhesive (tiles)




Paint

**Variable
speed**



2-gear drive

1st gear 0 – 450 rpm
2nd gear 0 – 790 rpm



Double stirrer

for the perfect
mixing result



PRODUCT DETAILS

1800 W

230V connection



Variable speed 0 - 450 /
0 - 790 min-1



Quick-closure



Mortar stirrer

Stirrer Ø: 110 mm



570 mm



**Ergonomic
handles**

ensure fatigue-free
working

Quick-closure

Replacement without tools



AIRLESS PAINT SPRAY SYSTEM

- Powerful 750 W electric motor
- **Max. flow rate 1.1 L/min** depending on the paint or liquid
- Variable pressure regulation up to 207 bar for optimal paint distribution
- **Extra-long 7.6 m spray hose** for extensive coverage
- Quick progress **possible - up to 350 m²/h**
- Greater efficiency, thanks to direct suction
- Non-tiring working, thanks to **lightweight spray attachment with 4-finger trigger**
- Paint spray system that is **compact and easy to transport**
- Suitable for water and synthetic-based liquids



Continuously variable pressure regulation

Lightweight spray gun with 4-finger trigger

Convenient carrying handle

Long spray hose 7.6 m

LOGISTICAL DATA

| | |
|----------------------|--------------------|
| Weight net / gross | 8.3 / 9.5 kg |
| Packaging dimensions | 295 x 285 x 420 mm |
| Article number | 5906002901 |
| Barcode | 4046664073673 |
| 20 container | 760 pcs |
| 40 container | 1480 pcs |
| 40 HQ container | 1750 pcs |

SPECIFICATIONS

| | |
|----------------------|-----------------------|
| Dimensions L x B x H | 245 x 195 x 255 mm |
| Maximum pressure | 207 bar |
| Max. ground coverage | 350 m ² /h |
| Max. flow rate | 1.1 L/min |
| Motor | 220 – 240 V~ / 50 Hz |
| Motor output | 650 – 750 W |

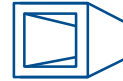


EXAMPLES OF USE

Wood



Metal



Interior construction



External restoration



Max. flow rate
1.1 L/min

Up to 350 m²/h
area output

Powerful 750 W motor

Varnishing timber furniture



Painting metal




Painting timber




Interior painting



Maximum operating
pressure of 207 bar
continuously adjustable



Spray gun with locking function for
sustained and fatigue-free work



Can be drawn straight from the paint bucket
thanks to filter attachment on the suction hose

Maximum operating pressure of 110 bar – adjustable in 5 steps using a pressure regulator.



AIRLESS PAINT SPRAY SYSTEM

- Airless paint spray system for even paint application on smooth or textured surfaces indoors or outdoors
- Suitable for **viscous or runny paint**, latex, varnishes and water-based glaze and dispersion interior wall paint
- **Large working radius**, thanks to 9 m spray hose
- **Powerful 550 Watt electric motor** with high-quality copper coil
- Fast work progress of up to 420 m²/h possible
- Integrated **nozzle storage compartment**
- Sturdy frame and soft-touch carrying handle
- Horizontally and vertically adjustable paint spray gun with locking function ensures extended and fatigue-free working
- Maximum **operating pressure of 110 bar** – adjustable in 5 steps using a pressure regulator
- Compact size to ensure easy transport
- **Paint can be drawn straight from the paint bucket**, thanks to the filter attachment on the suction hose
- Flow rate max. 1.25 l/min depending on paint or liquid
- Includes 2 nozzles for viscous (517) and runny (311) materials and 2 filters

Soft-touch carrying handle

Horizontally and vertically adjustable paint spray gun

Spray gun with locking function

Powerful 550 W electric motor

Large working radius, thanks to 9 m spray hose

Sturdy frame

LOGISTICAL DATA

| | |
|----------------------|--------------------|
| Weight net / gross | 7.8 / 8.7 kg |
| Packaging dimensions | 380 x 328 x 398 mm |
| Article number | 5906004901 |
| Barcode | 4046664217473 |
| 20 container | 490 pcs |
| 40 container | 1050 pcs |
| 40 HQ container | 1260 pcs |

SPECIFICATIONS

| | |
|----------------------|-----------------------|
| Dimensions L x B x H | 370 x 340 x 490 mm |
| Maximum pressure | 110 bar |
| Max. ground coverage | 420 m ² /h |
| Max. flow rate | 1.25 L/min |
| Motor | 230 V~ / 50 Hz |
| Engine Power | 550 W |

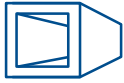


EXAMPLES OF USE

Wood



Metal



Interior construction



External restoration*



* Facade paint, lye and acidic coating materials must not be used with this spray gun

Varnishing timber furniture



Painting metal



Painting timber



Interior painting



Locking function
to ensure extended and
fatigue-free working

2 nozzles for viscous and runny materials

Runny materials (311)
for water-thinnable glazes,
lacquer paints or oils

Viscous materials (517)
for latex paints,
weather protection paints and
emulsion interior wall paints

Filter insert on the suction hose
means paint can be drawn straight
from the bucket

The filter insert ensures particularly even
paint application and prevents clotting in
the paint spray gun.



It is easy to switch between the modes "Prime"
(pre-filling the paint, pressure relief) and "Spray"
(paint application) using the function switch.

GENERATOR 2800 W

- 5.8 HP engine pull cable starter
- Powerful and air cooled 4 stroke petrol engine with 212 cm³ displacement
- Max. 2800 W output power, 2500 W rated output
- Two 230 V connections
- Sturdy and robust steel frame with wheel kit and hinged handles
- Integrated overload protection, voltmeter and low oil warning



OPTIONAL ACCESSORIES

OIL ULTRA
PERFORMANCE
LONGLIFE
SAE 5W-40
500 ml



Article number: 3906100701
Barcode: 4014915073512



SPECIFICATIONS - GENERATOR

| | |
|----------------------------|--------------------|
| Dimensions L x W x H | 660 x 600 x 500 mm |
| Voltage control | AVR-System |
| Rated output / max. output | 2500 / 2800 W |
| Socket | 2 x 230 V~ |
| AC frequency | 50 Hz |
| Overload protection | Yes |
| Low oil warning | Yes |
| Voltmeter | Yes |

SPECIFICATIONS - ENGINE

| | |
|-------------------------------|--|
| Model | Single-cylinder; 4 stroke petrol engine |
| Max. engine power | 5.8 HP |
| Displacement | 212 cc |
| Starter | Pull starter |
| Tank capacity | 15 L |
| Fuel consumption 2/3 load | 1.05 L/h |
| Fuel consumption at max. load | 3.89 L/h |

LOGISTICAL DATA

| | |
|----------------------|--------------------|
| Weight net / gross | 44.7 / 47 kg |
| Packaging dimensions | 685 x 490 x 495 mm |
| Article number | 5906226903 |
| Barcode | 4046664194668 |
| 40 HQ Container | 375 pcs |



EXAMPLES OF USE

Camping



Garden shed



Event



Construction site



Large tank capacity
(15 litres)

Sturdy and
robust steel
frame

Easy to manoeuvre
thanks to transport
handles and large wheels

212 cc, 5.8 HP,
4-stroke petrol engine

PRODUCT DETAILS

2 x 230 V power outlet



Lasting



Robust



Powerful



Fuel-saving



Power pack

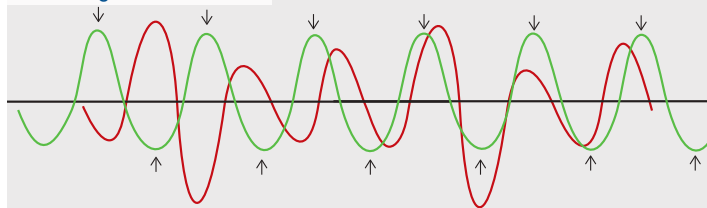


Transportable



AVR technology minimises
voltage fluctuations and
ensures consistent power
from the generator

our SG3200x
traditional manufacturers



Integrated voltage meter, oil level warning (protects the motor from running dry) and protection against overload (ensures the safety of the device)



2 x 230 Volt power outlets,
max. power of 2800 Wat

GENERATOR 5500 W

- 12.2 HP petrol engine with electric start or pull starter as alternative
- Powerful and air cooled 12,2 HP / 9 kW 4 stroke petrol engine with 420 cc displacement
- 1x 400 V ~ connection max. 5500 W output power, 5000 W rated output
- 2x 230 V ~ connection max. 2200 W output power, 2000 W rated output
- A 400 V~ connection, two 230 V~ connection and a 12 V DC connector offering maximum flexibility
- Sturdy and robust steel frame with wheel kit and hinged handle
- 25 litre petrol tank allows using the generator for hours
- Integrated overload protection, voltmeter and low oil warning

Electric start

Convenient start

Electric start

360°





SPECIFICATIONS - GENERATOR

| | |
|-----------------------------------|--|
| Dimensions L x W x H | 795 x 590 x 595 mm |
| Voltage control | AVR-System |
| 230 V / 400 V max. output / rated | 5000 / 5500 W (400 V~) 2000 / 2200 W (230 V~) |
| Socket | 2 x 230 V~ / 1 x 400 V~ |
| AC frequency | 50 Hz |
| Overload protection | Yes |
| Low oil warning | Yes |
| Voltmeter | Yes |

SPECIFICATIONS - ENGINE

| | |
|-------------------|--|
| Model | Single-cylinder 4 stroke petrol engine |
| Max. engine power | 12.2 HP |
| Displacement | 420 cc |
| Starter | Pull starter, electric starter |
| Tank capacity | 25 L |

LOGISTICAL DATA

| | |
|----------------------|--------------------|
| Weight net / gross | 82 / 89 kg |
| Packaging dimensions | 790 x 595 x 595 mm |
| Article number | 5906229903 |
| Barcode | 4046664194804 |
| 40 HQ Container | 220 pcs |



EXAMPLES OF USE

Camping



Garden shed



Event



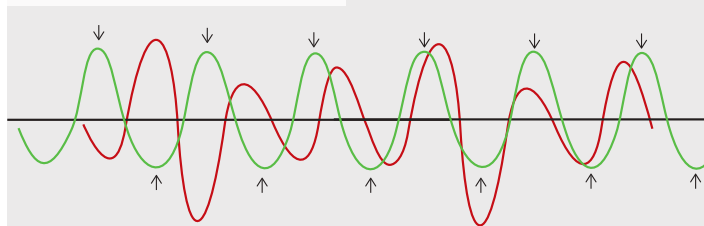
Construction site



AVR technology minimises voltage fluctuations and ensures consistent power from the generator

SG7100x

Traditional manufacturers



Fuel gauge



Hinged Handle



COPPER COIL

- ✓ Long service life
- ✓ Better electrical conductivity



420 cc 12.2 HP,
4-stroke petrol engine

PRODUCT DETAILS

1 x 400 V~ connection
1 x 12 V~ connection



2 x 230 V~ power outlet



Oil warning indicator



Robust



Overload protection




Fuel-saving



Power pack



Easy to manoeuvre



The oil level warning function protects the motor from running dry. An integrated voltage meter as well as overload protection ensure the safety of the device.



Thanks to its wheels, the SG7100x can be transported easily.

DIESEL POWER GENERATOR 5000 W

- Diesel generator with electric starter
- Max. 5000 W output power
- One 400 V~ connection, two 230 V~ connections and a 12 V DC connector for maximum flexibility
- Stable and robust housing with travel wheels and handle
- 16 L tank for hours of generator use



SPECIFICATIONS - GENERATOR

| | |
|----------------------|--|
| Dimensions L x W x H | 920 x 520 x 750 mm |
| Voltage control | AVR-System |
| Rated / Max. output | 3000 W (230V~) / 4200 W (400 V~) 3300 W (230V~) / 5000 W (400 V~) |
| Socket | 2 x 230 V~ |
| Socket | 1 x 400 V~ |
| AC frequency | 50 Hz |
| Overload protection | Yes |
| Low oil warning | Yes |
| Voltmeter | Yes |

SPECIFICATIONS - ENGINE

| | |
|------------------------------|--|
| Model | Single-cylinder 4 stroke Diesel engine |
| Max. engine power | 7.7 HP |
| Displacement | 418 cc |
| Starter | electric starter |
| Tank capacity | 16 L |
| Fuel consumption at 2/3 load | 1.43 L/h |

LOGISTICAL DATA

| | |
|----------------------|--------------------|
| Weight net / gross | 148 / 160 kg |
| Packaging dimensions | 935 x 710 x 535 mm |
| Article number | 5906222903 |
| Barcode | 4046664095583 |
| 20 Container | 72 pcs |
| 40 Container | 150 pcs |
| 40 HQ Container | 150 pcs |



EXAMPLES OF USE

Garden shed



Event



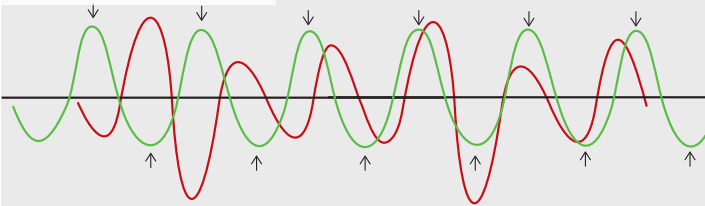
Construction site



AVR technology minimises voltage fluctuations and ensures consistent power from the generator

SG5200D

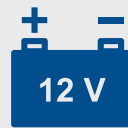
traditional manufacturers



Integrated voltage meter, oil level warning (protects the motor from running dry) and protection against overload (ensures the safety of the device)

PRODUCT DETAILS

1 x 12 V connection



2 x 230 V~ power outlet
1 x 400 V~ power outlet



Oil warning indicator



Robust



Overload protection



Fuel-saving



Power pack



Electric start



Electric start

Ignition switch



2 x 230 Volt power outlet

Rated output 3000 Watt

Max. output 3300 Watt

1 x 12 Volt connection



COPPER COIL

- ✓ Long service life
- ✓ Better electrical conductivity

Includes starter battery

12 V 30 Ah



1 x 400 Volt power outlet

Rated output 4200 Watt

Max. output 5000 Watt



INVERTER GENERATOR 1020 W

- **1020 W generator with inverter technology** for devices with sensitive electronics, power tools etc.
- **53.5 cc displacement, air-cooled 4-stroke petrol engine** for reliable performance
- Fuel consumption at 2/3 load: 0.68 l/h with a run time of 5.9 h
- Features a **230 V alternating current socket and pull starter**
- Comfortable operation: power saving mode, power indicator, overload display, oil protection display
- Compact and lightweight design with carrying handle for easy transport
- Sturdy rubber feet for secure positioning

OPTIONAL ACCESSORIES

ENGINE OIL
ULTRA
PERFORMANCE
LONGLIFE SAE
5W-40
500 ml



Article number: 3906100701
Barcode: 4014915073512

Transport
handle (standard)

Rubber feet to protect
against vibration

SPECIFICATIONS - ENGINE

| | |
|-------------------|---|
| Model | Single-cylinder; 4 stroke petrol engine |
| Max. engine power | 2,04 HP |
| Displacement | 53.5 cc |
| Starter | Pull starter |
| Tank capacity | 4 L |

LOGISTICAL DATA

| | |
|----------------------|--------------------|
| Weight net / gross | 12.7 / 14.3 kg |
| Packaging dimensions | 420 x 320 x 398 mm |
| Article number | 5906223903 |
| Barcode | 4046664095989 |
| 20 Container | 455 pcs |
| 40 Container | 945 pcs |
| 40 HQ Container | 1174 pcs |

SPECIFICATIONS - GENERATOR

| | |
|----------------------------|--------------------|
| Dimensions L x W x H | 410 x 310 x 383 mm |
| Voltage control | Inverter |
| Rated output / max. output | 1000 / 1020 W |
| Socket | 230 V~ |
| AC frequency | 50 Hz |
| Overload protection | Yes |
| Low oil warning | Yes |



SELF-SUFFICIENT ENERGY SUPPLY SUITABLE FOR

Camping



Garden shed



Heating system



Refrigerator



Event



Construction site



Laptop



Mobile phone



Fuel tank capacity: 4 L

1020 W max. power

User-friendly operation

Easy start using pull starter

Robust machine housing

53.5 cc, 2 HP, 4-stroke petrol engine

Voltage control system inverter:
Clean sine curve, suitable for
sensitive electrical devices.

SG1600i



Traditional manufacturers

PRODUCT DETAILS

Lasting



1 x 230 V power outlet



Oil warning indicator



Energy saving switch



Overload protection



Fuel-saving



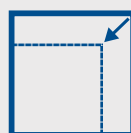
Lightweight



Robust



Space-saving



Transportable



INVERTER GENERATOR 2000 W

- **Maximum power of 2000 W** for devices with sensitive electronics, power tools, etc.
- Equipped with **two 230 V~ AC sockets and two 2.1 A USB ports** (quick charging)
- **Displacement of 79 cm³**, air cooled 4 stroke petrol engine with pull cable starter
- Compact design in carrying case size made of impact-resistant plastic with handle
- **Automatic shutdown in case of oil shortage**
- A fuel tank of 4.1 L and an engine oil capacity of 300 ml
- **Clean sine wave for sensitive devices** such as laptops, televisions, tablets or smartphones
- **Low noise level of 60,12 dB(A)***

*Noise levels may vary depending on distance and location and were measured at 25% load and at a distance of 7 metres from the control panel.

LOW NOISE



OPTIONAL ACCESSORIES

ENGINE OIL
ULTRA
PERFORMANCE
LONGLIFE SAE
5W-40
500 ml



Article number: 3906100701
Barcode: 4014915073512



Equipped with two
230 V~ AC sockets and
two 5 V DC/2.1 A (quick-
charging) USB outputs

Transport handle
(standard)

Low noise level
of 60.12 dB(A)

Impact-resistant
housing

79 cc, 3 HP,
4-stroke petrol engine

SPECIFICATIONS – ENGINE

| | |
|-------------------|---|
| Model | Single cylinder; 4 stroke petrol engine |
| Max. engine power | 3 PS |
| Displacement | 79 cm ³ |
| Starting system | Pull cable starter |
| Tank capacity | 4.1 L |

LOGISTICAL DATA

| | |
|----------------------|--------------------|
| Net / gross weight | 17.5 / 19 kg |
| Packaging dimensions | 570 x 320 x 485 mm |
| Article number | 5906226901 |
| EAN | 4046664134602 |
| 20 container | 288 pcs |
| 40 container | 576 pcs |
| 40 HQ container | 735 pcs |

SPECIFICATIONS – POWER GENERATOR

| | |
|-----------------------------|--------------------|
| Dimensions L x W x H | 520 x 270 x 440 mm |
| Voltage control | Inverter |
| Nominal power/Maximum power | 1600 / 2000 W |
| Voltage output | 230 V~ |
| AC frequency | 50 Hz |
| Overload protection | Yes |
| Low oil warning | Yes |



SELF-SUFFICIENT ENERGY SUPPLY SUITABLE FOR

Camping



Garden shed



Heating system



Refrigerator



Event



Construction site



Laptop



Mobile phone



User-friendly operation



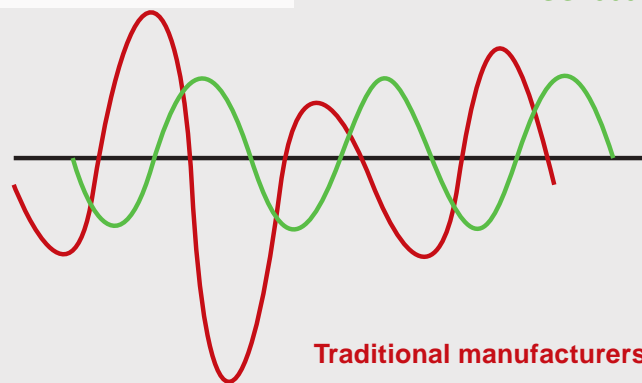
Large 4.1 litre fuel tank



Anti-vibration
rubber feet

Voltage control system inverter:
Clean sine curve, suitable for
sensitive electrical devices.

SG2500i



Traditional manufacturers



Low noise level of 60.12 dB,
(63% quieter than conventional generators
with comparable power)

95 dB

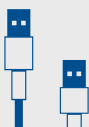


SG2500i

Traditional manufacturers

PRODUCT DETAILS

2x USB connection



2 x 230 V power outlet



Oil warning indicator



Energy saving switch



Overload protection



Fuel-saving



Lightweight



Transportable



Easy start using pull starter



1600 W nominal power, 2000 W maximum power for
devices with sensitive electronics, power tools etc.

OPTIONAL ACCESSORIES

ENGINE OIL
ULTRA
PERFORMANCE
LONGLIFE SAE
5W-40
500 ml



Article number: 3906100701
Barcode: 4014915073512



INVERTER GENERATOR 3400 W

- Sturdy and robust steel frame protects vital components
- Max 5.1 HP petrol engine with easy pull start system
- 3400 W maximum power output – 3000 W continuous output
- Built-in energy-saving mode saves fuel and ensures low emissions
- 7.4 litre fuel tank
- Low noise level of 65,5 dB(A)*
*Noise levels may vary depending on distance and location and were measured at 25% load and at a distance of 7 meters from the control panel.



Max. 5.1 HP petrol engine with pull start system



INCLUDED



Variable transport handle

LOGISTICAL DATA

| | |
|----------------------|--------------------|
| Weight net / gross | 43.8 kg / 47 kg |
| Packaging dimensions | 580 x 508 x 450 mm |
| Article number | 5906217901 |
| Barcode | 4046664072362 |
| 20 Container | 230 pcs |
| 40 Container | 480 pcs |
| 40 HQ Container | 480 pcs |

SPECIFICATIONS - ENGINE

| | |
|-----------------------|---|
| Model | Single-cylinder; 4 stroke petrol engine |
| Max. engine power | 5.1 HP |
| Displacement | 212 cc |
| Starter | Electric starter & pull starter |
| Tank capacity | 7.4 L |
| Fuel consumption load | 2.1 L/h |

SPECIFICATIONS - GENERATOR

| | |
|----------------------------|--------------------|
| Dimensions L x W x H | 579 x 425 x 443 mm |
| Voltage control | Inverter |
| Rated output / max. output | 3000 / 3400 W |
| Socket | 2 x 230 V~ |
| AC frequency | 50 Hz |
| Overload protection | Yes |
| Low oil warning | Yes |
| Voltmeter | Yes |



SELF-SUFFICIENT ENERGY SUPPLY

SUITABLE FOR

Camping



Garden shed



Heating system



Refrigerator



Event



Construction site



Laptop



Mobile phone



LOW NOISE



User-friendly operation via LCD display

3400 W max. power

Fuel tank capacity: 4 L



Robust and noise-insulated machine housing

PRODUCT DETAILS

Lasting



2 x 230 V power outlet



Oil warning indicator



Energy saving switch



Overload protection



Fuel-saving



Digital display



Robust



12 V connection



Electric start (with remote control) and pull starter



Easy to manoeuvre thanks to movable transport handle



Low noise level of 65,5 dB, at 7 m distance. Comparable ones are at 95 dB



super silent, only 65,5 dB

INVERTER GENERATOR 3500 W

- **Peak power of 3500 W, maximum power of 3200 W** for devices with sensitive electronics, power tools, etc.
- Equipped with **two 230 V~ AC sockets** and **two 2.1 A USB ports** (quick charging), 1 x 12 V power outlet
- **Displacement of 141 cm³**, air cooled 4 stroke petrol engine with pull cable starter
- Compact design in carrying case size made of impact-resistant plastic with handle
- **Automatic shutdown in case of oil shortage**
- A fuel tank of 6.3 L and an engine oil capacity of 400 ml
- **Clean sine wave for sensitive devices** such as laptops, televisions, tablets or smartphones
- **Low noise level of 66 dB***

*Noise levels may vary depending on distance and location and were measured at 25% load and at a distance of 7 metres from the control panel.

LOW NOISE



OPTIONAL ACCESSORIES

ENGINE OIL
ULTRA
PERFORMANCE
LONG LIFE SAE
5W-40
500 ml



Article number: 3906100701
Barcode: 4014915073512



SPECIFICATIONS – ENGINE

| | |
|-------------------|---|
| Model | Single cylinder; 4 stroke petrol engine |
| Max. engine power | 3.6 kW / 4.8 PS |
| Displacement | 141 cm ³ |
| Starting system | Pull cable starter |
| Tank capacity | 6.3 L |

LOGISTICAL DATA

| | |
|----------------------|--------------------|
| Net / gross weight | 22.5 / 24.2 kg |
| Packaging dimensions | 590 x 370 x 535 mm |
| Article number | 5906230903 |
| EAN | 4046664195221 |
| 20 container | 248 pcs |
| 40 container | 496 pcs |
| 40 HQ container | 615 pcs |

SPECIFICATIONS – POWER GENERATOR

| | |
|--------------------------|----------------------|
| Dimensions L x W x H | 542 x 325 x 490 mm |
| Voltage control | Inverter |
| Nom. / Max. / Peak power | 3000 / 3200 / 3500 W |
| Voltage output | 230 V~ |
| AC frequency | 50 Hz |
| Overload protection | Yes |
| Low oil warning | Yes |



SELF-SUFFICIENT ENERGY SUPPLY SUITABLE FOR

Camping



Garden shed



Heating system



Refrigerator



Event



Construction site



Laptop



Mobile phone



User-friendly operation



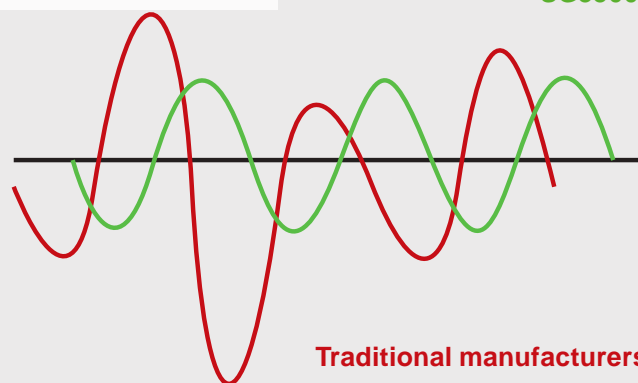
Large 6.3 litre fuel tank



Anti-vibration rubber feet

Voltage control system inverter:
Clean sine curve, suitable for
sensitive electrical devices.

SG3500i



Traditional manufacturers



Low noise level of 66 dB,
(31% quieter than conventional generators
with comparable power)

95 dB

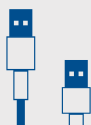


SG3500i


Traditional manufacturers

PRODUCT DETAILS

2x USB connection



2 x 230 V power outlet
1 x 12 V power outlet



Oil warning indicator



Energy saving switch



Overload protection



Fuel-saving



Lightweight



Transportable



Easy start using pull starter



3500 W peak output, 3200 W maximum output for
devices with sensitive electronics, power tools etc.

DEHUMIDIFIER

- Dehumidifier for **closed rooms in basements or on construction sites**
- Dehumidifying capacity of up to **60 litres per day**
- **Easy transport and change of location**
- Particularly **energy-efficient for continuous operation**
- **High dehumidifying capacity even at low temperatures**
- **Auto stop when tank is full (6 L)**
- **Fully automatic frost protection control**
- Perfect for **rooms of 60 – 80 m²**
- High air circulation
- Easy-to-read **LCD display for convenient device configuration** including operating hour counter
- Transport handle and wheels for easy transport

**SPECIFICATIONS**

| | |
|------------------------|-----------------------|
| Dimensions L x W x H | 565 x 420 x 710 mm |
| Dehumidifying capacity | 60 L pro Tag |
| Working temperature | 5 – 35 °C |
| Water tank volume | 6.0 L |
| Airvolume | 350 m ³ /h |
| Motor | 230V~ |
| Power output | 1050 W |
| Power consumption | 3,9 A |

LOGISTICAL DATA

| | |
|----------------------|---|
| Weight net | 32 kg |
| Weight gross | 30.1 kg (Paket 1) / 5.3 kg (Paket 2) |
| Packaging dimensions | 870 x 280 x 65 mm (Paket 1) 490 x 400 x 645 mm (Paket 2) |
| Article number | 5906501905 |
| Barcode | 4046664176572 |
| 20 Container | 301 Stück |
| 40 Container | 630 Stück |
| 40 HQ Container | 720 Stück |

PRODUCT DETAILS

Room space



Autostop



Extremely quiet operation



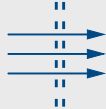
55 – 60 dB

Automatic self-de-icing



< 11 °C Room temperature

Air flow



350 m³/h

Working temperature



5 – 35 °C

Dehumidifying capacity




60 L per day

Humidity can be configured



30 – 80 % RH



up to
60 L per day

High air circulation

Dry air

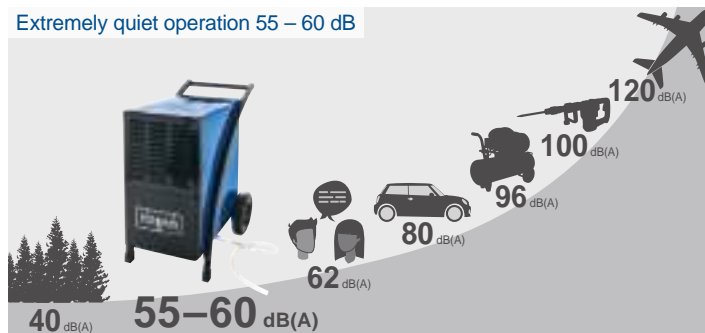
Humid air

6 L tank



With a dehumidifying capacity of 60 litres per day, the Dehumidifier is perfect for larger rooms of 60 to 80 m².

Extremely quiet operation 55 – 60 dB





AC/DC PORTABLE COMPRESSOR

- Compact mobile compressor – ideal for the car
- 12 V and 230 Volt operation
- The tool of choice to inflate tires in case of a car breakdown
- Pressure can be digitally measured and set in advance
- Including 600 mm compressed air hose and 4 nozzles for car/bike valves, swimming aids, balls, etc.
- Cable and accessories can be safely stored directly on the device
- Automatic shut-off when the specified pressure has been reached



Transport handle

Digital Display

Integrated storage

8 bar

LOGISTICAL DATA

| | |
|----------------------|--------------------|
| Weight net / gross | 1.6 / 1.9 kg |
| Packaging dimensions | 275 x 123 x 210 mm |
| Article number | 5906142901 |
| EAN | 4046664125143 |
| 20 container | approx. 3600 units |
| 40 container | approx. 7200 units |
| 40 HQ container | approx. 7920 units |

SPECIFICATIONS

| | |
|-----------------------|-------------------------|
| Dimensions L x W x H | 270 x 200 x 115 mm |
| Max. working pressure | 8 bar |
| Intake capacity | 36.5 L/min |
| AC cable length | 1.8 m |
| DC cable length | 4 m |
| Hose length | 0.6 m |
| Power supply | 220 – 240 V~ / 12 V car |



EXAMPLES OF USE

Car tyres



Bicycle tyres



Football



Camping



Nozzles included in the delivery allow a wide range of uses.




Due to the low-maintenance machine characteristics, up to **80% longer running time** is achieved.



Thanks to practical storage compartments, everything is always at hand.



The Airforce 5 is the perfect compressor for at home or out and about.



The digital display makes for easy operation.



PRODUCT DETAILS

8 bar maximum working pressure



Suction capacity 36.5 L/min



Oil-free



Includes 4 nozzles



Transportable



Low-maintenance



Due to the low-maintenance machine characteristics, up to **80% longer running time** is achieved.



Low-maintenance

**80%
LONGER
RUNNING
TIME**

PORTABLE COMPRESSOR

- **Handy, mobile compressor** – ideal for the car or for inflating car tyres, bicycle tyres as well as toys and sporting equipment
- Maximum operating pressure 8 bar
- **Powerfull 1100 W motor**
- Cable and accessories can be safely stored directly on the device
- **Compact design** for space-saving storage and a practical carrying handle to ensure easy transport
- **Large working radius**, thanks to 4 m compressed air hose and 4 m connection cable
- **Oil-free compressor** ensures a long, low-maintenance service life
- **Includes air pistol, tyre inflator, 3 adapters**



LOGISTICAL DATA

| | |
|----------------------|--------------------|
| Weight net / gross | 5,0 / 6,0 kg |
| Packaging dimensions | 370 x 165 x 330 mm |
| Article number | 5906168901 |
| Barcode | 4046664243175 |
| 20 Container | ca. 1200 pcs |
| 40 Container | ca. 2460 pcs |
| 40 HQ Container | ca. 2870 pcs |

SPECIFICATIONS

| | |
|-------------------------|--------------------|
| Dimensions L x W x H | 320 x 160 x 320 mm |
| Operating pressure max. | 8 bar |
| Intake capacity | 180 L/min |
| Cable length | 4 m |
| Hose length | 4 m |
| Power supply | 230 V~ |

UNIVERSAL USE



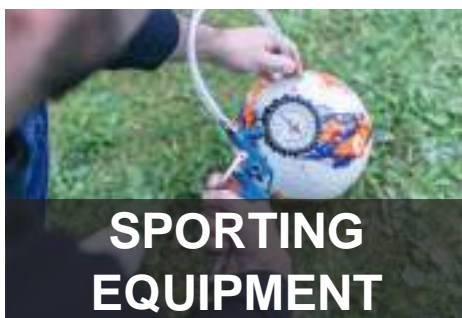
CAR TYRES



AIR-BLOW FUNCTION



BICYCLE TYRES



SPORTING EQUIPMENT



AIR MATTRESS


Large working radius, thanks to 4 m compressed air hose and 4 m connection cable.



Includes air pistol, tyre inflator and 3 adapters.



The Airforce 7 is the perfect compressor for at home or out and about.



Cable and accessories can be safely stored directly on the device.



PRODUCT DETAILS

Max. 8 bar operating pressure



180 L/min intake



Oil-free



8 m working radius



Transportable



Low-maintenance





1100 W motor

8 bar

INCLUDED



SPECIFICATIONS

| | |
|-------------------------|--------------------|
| Dimensions L x W x H | 550 x 155 x 360 mm |
| Tank capacity | 2 L |
| Operating pressure max. | 8 bar |
| Intake capacity | 180 L/min |
| Motor | 220 - 240 V~ |
| Input | 1100 W |

LOGISTICAL DATA

| | |
|----------------------|--------------------|
| Weight net / gross | 8 / 9 kg |
| Packaging dimensions | 560 x 155 x 365 mm |
| Article number | 5906118901 |
| Barcode | 4046664040309 |
| 20 Container | 688 pcs |
| 40 Container | 1408 pcs |
| 40 HQ Container | 1692 pcs |

PORTABLE COMPRESSOR
INCLUDES ACCESSORY KIT

- Compact and easy to carry, weighing only 8 kg
- Oil-free and low-maintenance compressor
- Maximum working pressure of 8 bar with pressure regulation
- Intake capacity of 180 L/min for quick filling
- 2 L Vessel pressure
- Including 12-piece accessory set that comes with an air blow gun and a tyre inflation pressure gauge
- Integrated storage space for accessories



EXAMPLES OF USE

Car tyres



Bicycle tyres



Football



Camping



The Air Force 5 is the perfect compressor for at home or out and about.



The compressed air hose measures 3 metres, allowing a large work radius



Due to the low-maintenance machine characteristics, up to **80% longer running time** is achieved.



Low-maintenance

**80%
LONGER
RUNNING
TIME**

Nozzles included in the delivery allow a wide range of uses.



Optional accessories can be found on page 336

PRODUCT DETAILS

8 bar maximum working pressure



Suction capacity 180 L/min



Oil-free



2 L tank volume



Transportable



Low-maintenance



6 L COMPRESSOR
INCLUDES ACCESSORY KIT

- Light 8.2 kg weight
- Compressor features a long-life, oil-free, maintenance-free pump for convenience
- Intake capacity 200 L/min
- Powerful 1200 W
- Vessel size 6 L
- Operating pressure max. 8 bar
- Comes with large accessory kit
- Handle for easy transport
- Secure stand with rubber feet

Thanks to its **compact size**, the HC06 can be stored without using up much space.



SPECIFICATIONS

| | |
|-------------------------|----------------------|
| Dimensions L x W x H | 350 x 324x 276 mm |
| Vessel size | 6 L |
| Operating pressure max. | 8 bar |
| Intake capacity | 200 L/min |
| Sound level | 97 dB(A) |
| Motor | 220 – 240 V~ / 50 Hz |
| Input | 1200 W |

LOGISTICAL DATA

| | |
|----------------------|--------------------|
| Weight net / gross | 8.2 / 9.2 kg |
| Packaging dimensions | 365 x 340 x 305 mm |
| Article number | 5906153901 |
| Barcode | 4046664174431 |
| 20 Container | 578 pcs |
| 40 Container | 1188 pcs |
| 40 HQ Container | 1386 pcs |



EXAMPLES OF USE SUITABLE FOR

Tyre inflation



Paint spray gun



Compressed
air ratchet



Nailing / stapling



PRODUCT DETAILS

max. 8 bar operating
pressure



Suction capacity 200 L/min



Quick-release coupler



pressure gauges



Oil-free



6 l Vessel size



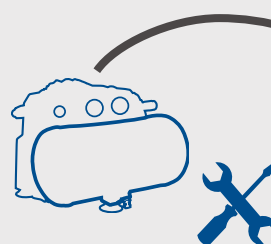
Transportable



Low-maintenance



Due to the low-maintenance machine characteristics, up to 80% longer running time is achieved.



**80%
LONGER
RUNNING
TIME**



7.5 L COMPRESSOR

- Particularly **compact compressor** for any kind of work around the house, in the garage or workshop
- **7.5 L tank capacity**
- **Powerful 750 W motor**
- **Max. operating pressure of 8 bar**
- **Suction capacity of 50.4 l/min**
- **Space-saving design with 2 tanks** – ideal for smaller workshops, garages and mobile use
- **Oil-free therefore low-maintenance**
- Also suitable for mobile use, thanks to its compact design
- **2 pressure gauges and pressure regulators ensure ideal control of the operating pressure**
- 1 quick-coupling to allow for rapid tool replacement
- **Ergonomic handle** for easy transport
- Vibration-absorbing **rubber feet** ensure non-slip positioning and quiet, low-vibration working
- Can be connected to conventional 230 V power outlets



SPECIFICATIONS

| | |
|-------------------------|----------------------|
| Dimensions L x W x H | 375 x 340 x 405 mm |
| Vessel size | 7.5 L |
| Operating pressure max. | 8 bar |
| Intake capacity | 50.4 L/min |
| Sound level | 97 dB |
| Motor | 220 – 240 V~ / 50 Hz |
| Engine power | 750 W |

LOGISTICAL DATA

| | |
|----------------------|--------------------|
| Weight net / gross | 9.4 / 11 kg |
| Packaging dimensions | 380 x 345 x 415 mm |
| Article number | 5906157901 |
| Barcode | 4046664210474 |
| 20 Container | 510 pcs |
| 40 Container | 1020 pcs |
| 40 HQ Container | 1224 pcs |

EXAMPLES OF USE SUITABLE FOR

Tyre inflation



Air blow



Nailing / stapling



1 quick-coupling to allow for rapid tool replacement.



Particularly compact compressor for any kind of work around the house, in the garage or workshop.



Dual tank
with a capacity of 7.5 litres



Rubberised feet
ensure low-vibration working and secure positioning

PRODUCT DETAILS

50.4 l/min suction capacity at a max. operating pressure of 8 bar



1 x Quick-release coupler



7.5 l compressed air tank



Oil-free



Low-maintenance



2 x pressure gauges



Ergonomic handle
for easy transport



Pressure gauges and regulators ensure
ideal control of the operating pressure



24 L COMPRESSOR
INCLUDES ACCESSORY KIT

- Tank capacity of 24 L
- Max. working pressure of 8 bar
- Oil-free, thus low-maintenance and durable
- Pressure gauge to regulate the working pressure
- A quick coupling
- Coiled compressed air hose of 5 m
- Travel fixture for easy transport
- Including an accessory set of 13 pieces: tyre inflation gauge, air blow gun, hose (HC30o)



Quick-release coupling



Pressure gauge



SPECIFICATIONS

| | |
|-------------------------|--------------------|
| Dimensions L x W x H | 550 x 280 x 565 mm |
| Tank capacity | 24 L |
| Operating pressure max. | 8 bar |
| Intake capacity | 200 L/min |
| Sound level | 97 dB |
| Motor | 230 V~ / 50 Hz |
| Input | 1100 W |

LOGISTICAL DATA

| | HC30o includes accessory kit | HC30ox |
|----------------------|------------------------------|----------------|
| Weight net / gross | 18.3 / 20 kg | 18.3 / 19.3 kg |
| Packaging dimensions | 580 x 255 x 570 mm | |
| Article number | 5906146901 | 5906146904 |
| Barcode | 4046664137788 | 4046664137795 |
| 20 Container | 320 pcs | 320 pcs |
| 40 Container | 656 pcs | 656 pcs |
| 40 HQ Container | 736 pcs | 736 pcs |

PRODUCT DETAILS

8 bar working pressure



Suction capacity 200 l/min



1 x quick-release coupling



24 L vessel size



Oil-free



1 pressure gauge



Transportable



Low-maintenance



EXAMPLES OF USE SUITABLE FOR

Nailing/stapling



Tyre inflation



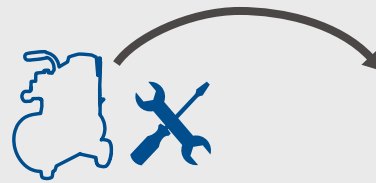
Air blow gun



It is ideal for light-duty work such as nailing, stapling, air blowing and tyre inflation.




Due to the low-maintenance machine characteristics, up to 80% longer running time is achieved.




**80%
LONGER
RUNNING
TIME**

Low-maintenance

The tank pressure can be seen on the pressure gauge at all times.



ergonomic
transport handle



The quick-coupling ensures fast tool replacement.

8 bar



Wheels
(standard)

24 L vessel size

24 L COMPRESSOR

- Tank capacity 24 L
- Max. 8 bar vessel pressure
- Oil lubricated pump
- Pressure gauge and quick-release coupling for regulated working pressure
- With wheels for easy manoeuvrability
- Includes 230 ml DAB46 compressor oil



SPECIFICATIONS

| | |
|-------------------------|--------------------|
| Dimensions L x W x H | 560 x 310 x 570 mm |
| Tank capacity | 24 L |
| Operating pressure max. | 8 bar |
| Intake capacity | 220 L/min |
| Sound level | 93 dB(A) |
| Motor | 230 V~ / 50 Hz |
| Input | 1500 W |

LOGISTICAL DATA

| | |
|----------------------|--------------------|
| Weight net / gross | 21 / 22.9 kg |
| Packaging dimensions | 580 x 250 x 580 mm |
| Article number | 5906135901 |
| Barcode | 4046664072980 |
| 20 Container | 340 pcs |
| 40 Container | 720 pcs |
| 40 HQ Container | 720 pcs |



EXAMPLES OF USE SUITABLE FOR

Nailing /
stapling



Paint
spray gun



Tyre
inflation



Air blow
gun



Compressed air
ratchet



PRODUCT DETAILS

8 bar working pressure



Suction capacity 220 l/min



1 x quick-release coupling



24 L vessel size



Transportable



Low-maintenance



The compressor is ideal for efficient stapling and nailing.



It is the perfect compressor for modest demands such as tyre inflation or air-blowing.



Thanks to its wheels and the ergonomic transport handle, the HC26 is also ideal for mobile use.



The quick-coupling ensures fast tool replacement. The pressure gauge shows the tank pressure.



50 L COMPRESSOR

- Universal use for work around the house, workshop or garage
- **Intake capacity 220 L/min**
- **Powerfull 1500 W Motor**
- **Operating pressure max. 10 bar**
- **Two quick couplings** allow a rapid tool change
- Pressure regulator and pressure gauge ensure ideal control of the operating pressure
- **50 litres tank capacity**
- Wheels and handle allow easy transport
- Vibration-absorbing rubber foot guarantees non-slip positioning and quiet, low-vibration working

**INCLUDED****LOGISTICAL DATA**

| | |
|----------------------|--------------------|
| Weight net / gross | 27,15 / 30 kg |
| Packaging dimensions | 725 x 315 x 650 mm |
| Article number | 5906174901 |
| Barcode | 4046664246596 |
| 20 Container | 168 pcs |
| 40 Container | 336 pcs |
| 40 HQ Container | 447 pcs |

SPECIFICATIONS

| | |
|-------------------------|--------------------|
| Dimensions L x W x H | 715 x 385 x 680 mm |
| Tank capacity | 50 L |
| Operating pressure max. | 10 bar |
| Intake capacity | 220 L/min |
| Sound level | 97 dB(A) |
| Motor | 230 V~ |
| Input | 1500 W |



EXAMPLES OF USE

SUITABLE FOR

Nailing /
stapling



Paint spray gun



Tyre
inflation



Compressed air
ratchet



PRODUCT DETAILS

10 bar working pressure



Suction capacity 220 l/min



1 x quick-release coupling



50 L vessel size



Transportable



Low-maintenance



Pressure gauge and regulator ensure ideal control of the operating pressure





50 L COMPRESSOR

- 412 L/min air displacement
- 8 bar maximum working pressure
- High performance 3.0 hp peak motor
- Vessel size 50 L
- The **double cylinder air compressor** ensures a high intake capacity
- Able to power nearly all air tools
- **2 quick-release couplings** for regulated working pressure
- With wheels and handle for easy manoeuvrability
- Includes 250 ml compressor oil



SPECIFICATIONS

| | |
|-------------------------|--------------------|
| Dimensions L x W x H | 720 x 420 x 740 mm |
| Vessel size | 50 L |
| Operating pressure max. | 8 bar |
| Intake capacity | 412 L/min |
| Sound level | 97 dB(A) |
| Motor | 230 V~ / 50 Hz |
| Power engine | 2200 W |

LOGISTICAL DATA

| | |
|----------------------|--------------------|
| Weight net / gross | 41 / 45.5 kg |
| Packaging dimensions | 770 x 380 x 735 mm |
| Article number | 5906101901 |
| Barcode | 4046664020103 |
| 20 Container | 135 pcs |
| 40 Container | 270 pcs |
| 40 HQ Container | 270 pcs |



EXAMPLES OF USE SUITABLE FOR

Nailing /
stapling



Compressed air
impact wrench



Paint
spray gun



Tyre
inflation



Die grinder



Compressed air
ratchet



Pneumatic
chisel hammer



Sandblasting gun



Thanks to the large compressed air reservoir, extended and productive nailing and stapling is no problem



Effortless wheel replacement, thanks to powerful compressor and high air output



PRODUCT DETAILS

8 bar maximum
working pressure



Suction capacity 412 l/min



2 quick-release couplings



50 l vessel size



Transportable



Easy maintenance





ergonomic
transport handle

10 bar

2 pressure gauges

2 quick-release
couplings



Wheels
(standard)

50 L COMPRESSOR

- Twin cylinder ensures a powerful suction capacity of 412 L/min
- Maximum working pressure of 10 bar
- Powerful 3.0 hp engine
- Vessel size of 50 litres
- Pressure gauge to regulate the working pressure
- Connection to a standard power supply of 230 V
- Two quick couplings allow a rapid tool change
- Travel fixture for easy transport
- Anti-vibration rubber feet for safe storage

SPECIFICATIONS

| | |
|-------------------------|--------------------|
| Dimensions L x W x H | 740 x 420 x 720 mm |
| Vessel size | 50 L |
| Operating pressure max. | 10 bar |
| Intake capacity | 412 L/min |
| Sound level | 97 dB(A) |
| Motor | 230 V~ |
| Input | 2200 W |

LOGISTICAL DATA

| | |
|----------------------|--------------------|
| Weight net / gross | 41.5 / 46 kg |
| Packaging dimensions | 770 x 375 x 730 mm |
| Article number | 5906102901 |
| Barcode | 4046664020110 |
| 20 Container | 135 pcs |
| 40 Container | 270 pcs |
| 40 HQ Container | 270 pcs |



EXAMPLES OF USE

SUITABLE FOR

Nailing / stapling



Compressed air impact wrench



Paint spray gun



Tyre inflation



die grinder



Compressed air ratchet



pneumatic chisel hammer



Sandblasting gun



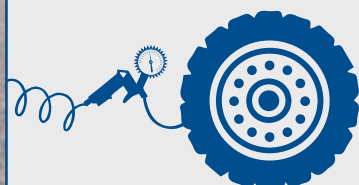
Thanks to the large compressed air reservoir, extended and productive nailing and stapling is no problem



Effortless wheel replacement, thanks to powerful compressor and high air output



For high demands like inflating lorry tyres



PRODUCT DETAILS

10 bar maximum working pressure



Suction capacity 412 l/min



2 quick-release couplings



50 l vessel size



Transportable



Easy maintenance



3 Zylinder für
maximale Luftleistung



100 L BELT DRIVE COMPRESSOR

- Powerful 550 L/min air displacement
- High-efficiency induction motor
- Max. 10 bar vessel pressure
- Powerful 3 HP (230 V~) / 4 HP (400 V) motor
- The 3 cylinder air compressor ensures a high intake capacity and quick filling of the vessel
- Pressure gauge and quick-release coupling for regulated working pressure
- 100 L vessel size
- With wheels for easy manoeuvrability
- Anti-vibration feet
- 2 quick-release couplings enable the use of two air tools simultaneously

360°



SPECIFICATIONS

| | | |
|-------------------------|---------------------|---------------|
| Dimensions L x W x H | 1025 x 475 x 840 mm | |
| Vessel size | 100 L | |
| Operating pressure max. | 10 bar | |
| Intake capacity | 550 L/min | |
| Sound level | 97 dB(A) | |
| Motor | 230 V~ / 50 Hz | 400 V / 50 Hz |
| engine power | 2200 W | 3000 W |

LOGISTICAL DATA

| | 230 V~ | 400 V~ |
|----------------------|---------------------|---------------|
| Weight net / gross | 80 / 85.6 kg | |
| Packaging dimensions | 1090 x 420 x 840 mm | |
| Article number | 5906147901 | 5906147902 |
| Barcode | 4046664139423 | 4046664139416 |
| 20 Container | 50 pcs | |
| 40 Container | 110 pcs | |
| 40 HQ Container | 162 pcs | |



EXAMPLES OF USE

SUITABLE FOR

Nailing /
stapling



Compressed air
impact wrench



Paint
spray gun



Tyre
inflation



Die
grinder



Compressed air
ratchet



Pneumatic
chisel hammer



Compressed air
rotary sander



Effortless wheel replacement, thanks to
powerful compressor and high air output.



PRODUCT DETAILS

10 bar maximum
working pressure



Suction capacity 550 L/min




2 quick-release couplings



100 l vessel size



3 Zylinder



2 pressure gauges



Transportable



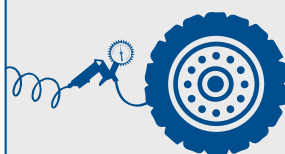
Easy maintenance



3 cylinders for
maximum air output



For high demands
like inflating lorry tyres



Wheels and a transport
handle allow quick
transport and mobile use.



Large wheels and ergonomic handle ensure easy transport.



Practical cable storage at the back of the housing.



30 L COMPRESSOR

- Universal use for work around the house, workshop or garage
- Compact yet powerful: **180 L/min intake**
- **Max. operating pressure of 10 bar**
- High-performance **1500 W motor**
- **Tank capacity of 30 litres** is recharged quickly
- Universal use with numerous compressed air tools
- Pressure gauge and regulator ensure ideal control of the operating pressure
- **2 quick-couplings** allow rapid tool replacement
- Space-saving, thanks to compact, vertical design
- Large wheels and ergonomic handle ensure easy transport
- **Oil-free therefore low-maintenance**



SPECIFICATIONS

| | |
|-------------------------|--------------------|
| Dimensions L x W x H | 350 x 375 x 730 mm |
| Tank capacity | 30 L |
| Operating pressure max. | 10 bar |
| Intake capacity | 180 L/min |
| Sound level (LpA) | 97 dB(A) |
| Motor | 230 V~ / 50 Hz |
| Input | 1500 W |

LOGISTICAL DATA

| | |
|----------------------|--------------------|
| Weight net / gross | 17 / 18.8 kg |
| Packaging dimensions | 345 x 325 x 830 mm |
| Article number | 5906169901 |
| Barcode | 4046664244660 |
| 20 Container | 356 pcs |
| 40 Container | 714 pcs |
| 40 HQ Container | 824 pcs |



EXAMPLES OF USE SUITABLE FOR

Nailing/
stapling



Compressed
air ratchet



air blow
gun



Tyre
inflation



Due to the low-maintenance machine characteristics,
up to 80% longer running time is achieved.



Low-maintenance

80%
LONGER
RUNNING
TIME

Pressure gauge and regulator
ensure ideal control of the
operating pressure.



2 quick-couplings allow rapid
tool replacement.



PRODUCT DETAILS

Operating pressure
max. 10 bar



Intake capacity 180 L/min



2 quick-couplings



pressure gauge



Transportable



30 L tank volume




Oil-free



Low-maintenance



Thanks to the supplied accessories,
the HC35V is equipped for many uses.





50 L COMPRESSOR

- Large vertical compressor with a **tank capacity of 50 litres** for work around the house, workshop or garage
- **Max. working pressure of 10 bar**
- **220 L/min intake capacity** for air-intensive work
- Powerful **1500 W motor**
- Suitable for a large number of compressed air tools, such as tyre inflators, blow-out pistols and many more
- **Oil-free and low-maintenance compressor**
- Pressure gauge and regulator ensure ideal control of the operating pressure
- **Two quick release-couplings** allow rapid tool changes
- Practical cable storage at the back of the housing
- **Travel fixture** for easy transport



SPECIFICATIONS

| | |
|-------------------------|--------------------|
| Dimensions L x W x H | 350 x 350 x 980 mm |
| Tank capacity | 50 L |
| Operating pressure max. | 10 bar |
| Intake capacity | 220 L/min |
| Sound level | 97 dB(A) |
| Motor | 230 V / 50 Hz |
| Input | 1500 W |

LOGISTICAL DATA

| | |
|----------------------|---------------------|
| Weight net / gross | 23 / 25.3 kg |
| Packaging dimensions | 330 x 325 x 1080 mm |
| Article number | 5906181901 |
| Barcode | 4046664252757 |
| 20 Container | 228 pcs |
| 40 Container | 484 pcs |
| 40 HQ Container | 563 pcs |



EXAMPLES OF USE

SUITABLE FOR

Nailing/
stapling



Compressed air
impact wrench



Paint spray gun



Tyre inflation



Compressed
air ratchet



Pneumatic
chisel hammer

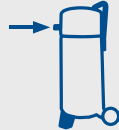


PRODUCT DETAILS

10 bar working pressure



Suction capacity
220 l/min



50 L tank volume



1 pressure gauge



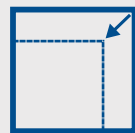
2 x quick-release
couplings



Suitable for heavy-duty
requirements- such as
filling truck tyres



Space-saving



Transportable



Oil-free



Low-maintenance



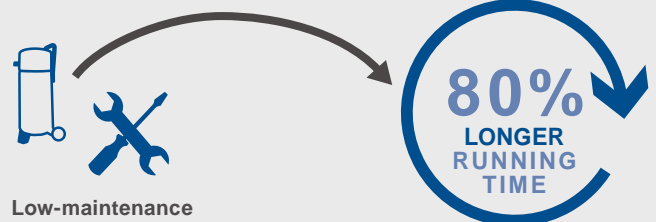
Pressure gauge and regulator
ensure ideal control of the
operating pressure



Two quick release-couplings
allow rapid tool changes



Due to the low-maintenance machine characteristics,
up to **80% longer running time** is achieved.



Universal use with numerous compressed air tools



80 L COMPRESSOR

- 1600 W engine, oil-free and low-maintenance
- Vertical 80 litre vessel
- Max. working pressure of 14 bar
- Two quick couplings allow a rapid tool change
- Thanks to its vertical construction, it doesn't require as much space as conventional compressors
- Travel fixture for easy transport
- Suitable for nearly all compressed air tools, such as tyre inflators, blow-out pistols and many more

Compact design - vertical-
means less space is needed



2 pressure gauges



2 quick coupling



ergonomic transport handle



Wheels (standard)



LOGISTICAL DATA

| | |
|----------------------|---------------------|
| Weight net / gross | 44 / 47 kg |
| Packaging dimensions | 445 x 550 x 1044 mm |
| Article number | 5906151901 |
| Barcode | 4046664154235 |
| 20 Container | 100 pcs |
| 40 Container | 210 pcs |
| 40 HQ Container | 250 pcs |

SPECIFICATIONS

| | |
|-------------------------|--------------------|
| Dimensions L x W x H | 426 x 516 x 983 mm |
| Vessel size | 80 L |
| Operating pressure max. | 14 bar |
| Intake capacity | 330 L/min |
| Sound level | 97 dB(A) |
| Motor | 230 V~ / 50 Hz |
| Input | 1600 W |



EXAMPLES OF USE

SUITABLE FOR

Nailing/
stapling



Compressed air
impact wrench



Paint spray gun



Tyre
inflation



Compressed air
ratchet



Compressed air
rotary sander



Sandblasting gun



14 bar operating pressure means 75% more tank pressure. Easy inflation of lorry tyres.

Traditional manufacturers



+
75%

HC85V



Due to the low-maintenance machine characteristics, up to 80% longer running time is achieved.



Low-maintenance

80%
LONGER
RUNNING
TIME

PRODUCT DETAILS

Suitable for heavy-duty requirements - such as filling truck tyres



14 bar operating pressure



Transportable



Space-saving



2 pressure gauges



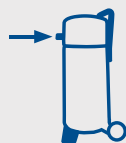
2 quick coupling



80 l vessel size



Suction capacity 330 l/min



Low-maintenance



Oil-free



Powerful 1600 W motor



Large 80 l
compressed
air tank

6 L SUPER SILENT COMPRESSOR

- **Compact compressor** – universal use for work around the house, workshop or garage
- **Tank capacity 6 litres**
- **High-performance 1100 W motor**
- **Pressure regulator** ensures ideal control of the operating pressure
- **Quick-coupling** to allow for rapid tool replacement
- **Maximum operating pressure 8 bar**
- **Dual cylinder** ensures a high intake level and quick filling of the tank
- **Oil-free** compressor ensures a long, low-maintenance service life
- **162 L/min intake**
- Vibration-absorbing rubber feet ensure non-slip positioning and quiet, low-vibration working
- **Low noise level of 67.4 dB(A)***
*Noise levels may vary depending on proximity and location. They were measured at a distance of 7 metres from the control panel.

LOW NOISE



SPECIFICATIONS

| | |
|-------------------------|---------------------------|
| Dimensions L x W x H | 420 x 185 x 490 mm |
| Tank capacity | 6 L |
| Operating pressure max. | 8 bar |
| Intake capacity | 162 L/min |
| Sound level (LpA) | 67.4 dB(A) (7m distance) |
| Motor | 230 V~ / 50 Hz |
| Input | 1100 W |

LOGISTICAL DATA

| | |
|----------------------|--------------------|
| Weight net / gross | 11,7 / 12,7 kg |
| Packaging dimensions | 450 x 200 x 515 mm |
| Article number | 5906166901 |
| Barcode | 4046664233121 |
| 20 Container | 598 pcs |
| 40 Container | 1225 pcs |
| 40 HQ Container | 1400 pcs |



EXAMPLES OF USE SUITABLE FOR

Nailing/stapling



Bicycle tyres




Football



Car tyres



Pressure gauge



PRODUCT DETAILS

1100 W Input



Transportable



162 L/min suction capacity
at a max. operating pressure
of 8 bar



1x quick coupling



6 L tank volume



Oil-free



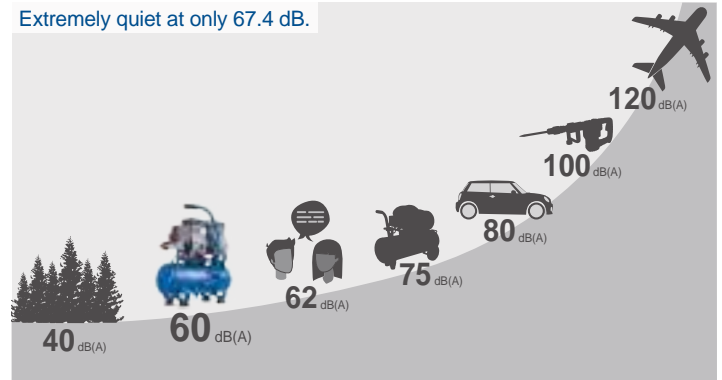
Low-maintenance



1x pressure gauge



Extremely quiet at only 67.4 dB.



Dual cylinder ensures a high intake level and quick filling of the tank.



24 L SUPER SILENT COMPRESSOR

- **Powerful compressor** – universal use for work around the house, workshop or garage
- **Tank capacity 24 litres**
- **High-performance 1100 W motor**
- **Pressure regulator** ensures ideal control of the operating pressure
- **Quick-coupling** to allow for rapid tool replacement
- Maximum operating pressure **8 bar**
- **Dual cylinder** ensures a high intake level and quick filling of the tank
- **Oil-free** compressor ensures a long, low-maintenance service life
- **162 L/min intake**
- Vibration-absorbing rubber feet ensure non-slip positioning and quiet, low-vibration working
- **Low noise level of 66 dB(A)***
*Noise levels may vary depending on proximity and location. They were measured at a distance of 7 metres from the control panel.
- Travel fixture for easy transport

LOW NOISE



SPECIFICATIONS

| | |
|-------------------------|-------------------------|
| Dimensions L x W x H | 560 x 330 x 535 mm |
| Tank capacity | 24 L |
| Operating pressure max. | 8 bar |
| Intake capacity | 162 L/min |
| Sound level (LpA) | 66 dB(A) (7m distance) |
| Motor | 230 – 240 V~ / 50 Hz |
| Input | 800 W |

LOGISTICAL DATA

| | |
|----------------------|--------------------|
| Weight net / gross | 18,2 / 19,7 kg |
| Packaging dimensions | 570 x 260 x 575 mm |
| Article number | 5906165901 |
| Barcode | 4046664233114 |
| 20 Container | 320 pcs |
| 40 Container | 656 pcs |
| 40 HQ Container | 736 pcs |



EXAMPLES OF USE SUITABLE FOR

Nailing/stapling



Bicycle tyres



Football



Car tyres



Pressure gauge

Wheels
(standard)



PRODUCT DETAILS

1100 W Input



Transportable




162 L/min suction capacity
at a max. operating pressure
of 8 bar



1x quick coupling



24 L tank volume



Oil-free




Low-maintenance



1x pressure gauge



Extremely quiet at only 66 dB.



Dual cylinder ensures a high intake level and quick filling of the tank.



**24 L SUPER SILENT DOUBLE CYLINDER
COMPRESSOR**

- Silent compressor with an 1100 W electric motor
- Tank capacity of 24 L with an intake capacity of 230 L/min
- Max. working pressure of 8 bar
- Oil-free and low-maintenance compressor
- An anti-vibration rubber foot for safe storage and smooth working
- 2 pressure gauges and 2 quick couplings allow a rapid tool change
- Connection to a standard power supply of 230 V
- Large wheels with a diameter of 175 mm and a handle for easy transport
- Low noise level of 60 dB(A)*

*Noise levels may vary depending on distance and location and were measured at 25% load and at a distance of 7 metres from the control panel.

**SPECIFICATIONS**

| | |
|-------------------------|---------------------------------|
| Dimensions L x W x H | 730 x 333 x 603 mm |
| Tank capacity | 24 L |
| Operating pressure max. | 8 bar |
| Intake capacity | 230 L/min |
| Sound level (LpA) | approx. 60 dB(A) (7m distance) |
| Motor | 230 V~ / 50 Hz |
| Input | 1100 W |

LOGISTICAL DATA

| | |
|----------------------|--------------------|
| Weight net / gross | 21 / 22.7 kg |
| Packaging dimensions | 565 x 250 x 570 mm |
| Article number | 5906140901 |
| Barcode | 4046664114314 |
| 20 Container | 320 pcs |
| 40 Container | 656 pcs |
| 40 HQ Container | 736 pcs |



EXAMPLES OF USE

SUITABLE FOR

Nailing/
stapling



Compressed air
impact wrench



Paint spray gun



Tyre inflation



Compressed
air ratchet



Pneumatic
chisel hammer



The compressor is easy to manoeuvre thanks to the ergonomic transport bracket.



PRODUCT DETAILS

8 bar maximum
working pressure



Suction capacity 230 L/min



Oil-free




24 L tank volume



Transportable



Low-maintenance



20 L ULTRA SILENT COMPRESSOR

- Super silent compressor with a 800 W electric motor
- Sound level of 54 dB (at 7 m)
- Up to 80% quieter than other compressors
- Tank capacity of 20 L
- Max. working pressure of 10 bar
- Oil-free and low-maintenance compressor
- A 200% lifetime compared to standard compressors
- Intake capacity of 200 L/min
- Anti-vibration rubber feet for safe storage and a silent working experience
- Easy tool change thanks to 2 pressure gauges and 1 quick coupling
- Cable and compressed air hose holder
- Compact design with 2 tanks, stable wheels and handle
- Connection to a standard power supply of 230 V

**SPECIFICATIONS**

| | |
|-----------------------|--------------------------|
| Dimensions L x W x H | 500 x 420 x 540 – 830 mm |
| Tank capacity | 20 L |
| Max. working pressure | 10 bar |
| Intake capacity | 200 L/min |
| Sound pressure level | 54 dB(A) (in 7 m) |
| Motor | 230 – 240 V~ / 50 Hz |
| Motor power | 800 W |

LOGISTICAL DATA

| | |
|----------------------|--------------------|
| Weight net / gross | 30 / 31.5 kg |
| Packaging dimensions | 520 x 450 x 580 mm |
| Article number | 5906145901 |
| Barcode | 4046664134978 |
| 20 container | 216 pieces |
| 40 container | 464 pieces |
| 40 HQ container | 464 pieces |



EXAMPLES OF USE SUITABLE FOR

Nailing / stapling



Compressed air impact wrench



Paint spray gun



Tyre inflation



Compressed air ratchet



LOW NOISE



2 pressure gauges

dual tank

wheels
(standard)

Extendable
transport
handle

quick coupling



PRODUCT DETAILS

Up to 1000 hours service life



Suitable for high demands
– inflating lorry tyres



200 L/min suction capacity
at a max. operating pressure
of 10 bar



1 x quick coupling



20 L compressed air tank




Oilfree



Low-maintenance



2 x pressure gauges



Compact design: Thanks to the layout of the air pressure tanks and dual cylinder motor, the compressor is a true space-saving miracle!



Trolley function with extendable transport handle for mobile working. Hose and cable can be stored on the unit.



50 L SUPER SILENT DOUBLE CYLINDER
COMPRESSOR

- Silent compressor with a 1500 W electric motor
- Tank capacity of 50 L with an intake capacity of 300 L/min
- Max. working pressure of 8 bar
- Oil-free and low-maintenance compressor
- An anti-vibration rubber foot for safe storage and smooth working
- 2 pressure gauges and 2 quick couplings allow a rapid tool change
- Connection to a standard power supply of 230 V
- Large wheels with a diameter of 175 mm and a handle for easy transport
- Low noise level of 60 dB(A)*

*Noise levels may vary depending on distance and location and were measured at 25% load and at a distance of 7 metres from the control panel.



SPECIFICATIONS

| | |
|----------------------------|---------------------------------|
| Dimensions L x W x H | 880 x 390 x 675 mm |
| Tank capacity | 50 L |
| Max. working pressure | 8 bar |
| Intake capacity | 300 L/min |
| Sound pressure level (LpA) | approx. 60 dB(A) (7m distance) |
| Motor | 230 V~ / 50 Hz |
| Motor power | 1500 W |

LOGISTICAL DATA

| | |
|----------------------|--------------------|
| Weight net / gross | 29.2 / 30 kg |
| Packaging dimensions | 740 x 330 x 650 mm |
| Article number | 5906141901 |
| Barcode | 4046664123422 |
| 20 container | 165 pcs |
| 40 container | 378 pcs |
| 40 HQ container | 445 pcs |



EXAMPLES OF USE

SUITABLE FOR

Nailing/
stapling



Compressed air
impact wrench



Paint spray gun



Tyre inflation



Compressed
air ratchet



Compressed air
rotary sander



Sandblasting gun



Thanks to its low noise emission during operation, the HC51Si is perfect for use in all types of workshop.




Due to the low-maintenance machine characteristics, up to **80% longer running time** is achieved.



Low-maintenance

**80%
LONGER
RUNNING
TIME**



PRODUCT DETAILS

8 bar maximum
working pressure



Suction capacity 300 L/min



2 x quick-release couplings



50 L tank volume



Transportable



Low-maintenance



| | Description | Article number | Barcode |
|---|---|----------------|---------------|
| Accessory set compressed air drill drive | <p>This compact, lightweight and reversible unit is ideal for general workshop, garage or factory use</p> <ul style="list-style-type: none"> • Easy-to-use forward / reverse switch • Compact push handle design • Working pressure is 91 PSI (6.3 bar) • Average air consumption: 141 L/min • Includes 10 x HSS drill bits, 6 x CrV bits and 1 bit holder, lubricator, oil, wrench for chuck • Transport case | 7906100714 | 4046664041924 |



| | Description | Article number | Barcode |
|---|--|----------------|---------------|
| Accessory set compressed air paint spray gun | <p>Popular choice for auto refinishing and manufacturing trades</p> <ul style="list-style-type: none"> • Air consumption: 120 – 205 L/min • Working pressure: 2 – 3.5 bar • Paint container capacity is 600 ml • Nozzle continuously adjustable from round to wide jet • Includes adjustment knobs for air, liquid and spray pattern | 7906100721 | 4046664041993 |



| | Description | Article number | Barcode |
|---|--|----------------|---------------|
| Accessory set compressed air chisel hammer | <p>Ideal for cutting metal sheet, removing stubborn fittings and minor demolition work</p> <ul style="list-style-type: none"> • Delivers 4500 blows per minute • Working pressure is 91 PSI (6.3 bar) • Average air consumption: 79.2 L/min • Polished metal body with protective rubber grip • This robust air hammer is supplied complete with a selection of 5 chisels • Kit includes: 5 chisels and oil • Transport case | 7906100716 | 4046664041948 |



| | Description | Article number | Barcode |
|---------------------------------------|---|----------------|---------------|
| 1/2" Air impact wrench kit | <p>Ideal for changing tyres, general assembly work and other workshop applications</p> <ul style="list-style-type: none"> • 7000 rpm helps provide high power fastening • 312 Nm working torque • Average air consumption: 141 L/min • 1-hand operation-forward / reverse switch for quick and easy switching • Kit includes: impact wrench, 10 x 1/2" sockets, extension, lubricator and oil • Transport case | 7906100717 | 4046664041955 |



| | Description | Article number | Barcode |
|---|--|----------------|---------------|
| Accessory set compressed air ratchet | <p>A versatile, reversible tool ideal for automotive and workshop use</p> <ul style="list-style-type: none"> • Delivers 68 Nm of torque for fast removal of stubborn fasteners • Average air consumption: 77 L/min • Conveniently located forward and reverse switch for quick direction changes • Includes 7 x 1/2" sockets, 1 x 1/2" extension, 1 x universal joint, 1 x bit holder, 3 x bits, 1 x oil bottle • Transport case | 7906100718 | 4046664041962 |



| | Description | Article number | Barcode |
|---|---|----------------|---------------|
| 6" compressed air eccentric sander | <p>For grinding a wide variety of materials, whether flat or curved surfaces</p> <ul style="list-style-type: none"> • Max air pressure: 6.3 bar • 10000 rpm at top speed • Average air consumption: 93.4 L/min • Suitable for 150 mm diameter abrasive discs • Tough reinforced housing for increased durability • Contents includes: 1 x abrasive disc Ø 150 mm, 5 x abrasive discs Ø 150 mm (C: 60, 80, 100, 120, 150), 1 x oil bottle | 7906100719 | 4046664041979 |



| | Description | Article number | Barcode |
|--|--|----------------|---------------|
| Compressed air sandblasting gun | <p>Excellent for removing rust or paint even in hard-to-reach areas</p> <ul style="list-style-type: none"> • Working pressure: 3 – 4 bar • Air consumption: 113 L/min • Recycling bag automatically collects used abrasive • Delivery contents: 4 x nozzles - surface, spot, outer edge and inner edge, 1 x abrasive medium 0.5 kg and 1 x collection bag | 7906100720 | 4046664041986 |







| | Description | Article number | Barcode |
|-------------------------------|---|----------------|---------------|
| Compressed air stapler | <p>A lightweight, high-performance and easy to use compressed air nail and stapler gun, perfect for a wide range of applications</p> <ul style="list-style-type: none"> • Nailer capacity: 15 – 50 mm, 18-gauge brad nails • Staples capacity: 16 – 40 mm • Air consumption per shoot: 1.5 L • Easy-to-use – 360° adjustable exhaust port • Kit includes: 1000 x brad nails, 1000 x staples, hex wrench, safety goggles and oil • Transport case | 7906100715 | 4046664041931 |



| | Description | Article number | Barcode |
|--|--|----------------|---------------|
| Assortment of staples and nails | <p>Suitable for Scheppach Air nail gun</p> <ul style="list-style-type: none"> • Nails: 2000 x 25 x 2 mm / 2000 x 40 x 2 mm • Staples: 1200 x 16 x 5.8 mm / 1200 x 16 x 5.8 mm | 7906100739 | 4014915231196 |



| | Description | Article number | Barcode |
|--|---|----------------|---|
| Compressed air accessory set | Three popular accessories to suit any air compressor <ul style="list-style-type: none"> • Tyre inflator – with rubber gauge protector, dual scale (bar/psi) gauge and air release valve • 5 metre air coiled hose – for easy connection • 3 inflating nozzles | 7906100724 | 4046664042020 |
| | | |  |
| | Description | Article number | Barcode |
| Compressed air accessory set | Perfect for the do-it-yourselfer, right up to the professional. Five of the most popular workshop tools for use with DIY and hobby air compressors & nozzles <ul style="list-style-type: none"> • Gravity fed spray gun – for most spray painting applications • Air wash gun with steel container – for cleaning and degreasing • Tyre inflation gauge – with rubber protector gauge in bar/psi, and air release valve • Air blow gun – for cleaning and drying • 5-metre coiled hose – for easy connection • 3 inflating nozzles | 7906100742 | 4046664243663 |
| | | |  |
| | Description | Article number | Barcode |
| Compressed air accessory set | Universal accessory set: Blow out, fill tyres, pressure test and compressed air connection <ul style="list-style-type: none"> • Tyre inflation gauge – with rubber protector gauge in bar/psi, and air release valve • Air blow gun – for cleaning and drying surfaces and equipment • 11 x different accessories (hose, nozzles, etc.) | 7906100740 | 4014915235347 |
| | | |  |
| | Description | Article number | Barcode |
| Tyre inflating gun with digital gauge | Tyre inflation meter with digital pressure gauge and changeable pressure units <ul style="list-style-type: none"> • Rubberised pressure gauge with digital display • Changeable pressure units: bar, MPa, kg/cm2, PSI • Pressure can be read easily thanks to the digital display • East to operate, convenient to handle | 7906100736 | 4046664073758 |
| | | |  |

| | Description | Article number | Barcode |
|---------------------------------|---|----------------|---------------|
| 15 metre rubber air hose | For performance and safety in professional garages and workshops <ul style="list-style-type: none"> • High quality rubber hose • 8 mm (5/16") bore inner core • Working pressure up to 10 bar / 145 PSI | 7906100711 | 4046664040132 |



| | Description | Article number | Barcode |
|------------------------------|--|----------------|---------------|
| Oil ultra performance | Longlife SAE 5W-40 <ul style="list-style-type: none"> • 500 ml | 3906100701 | 4014915073512 |



| | Description | Article number | Barcode |
|---|---|----------------|---------------|
| Compressed air distributors (Quick coupling connections) | Allows connection of several tools to a single outlet <p>2-way air manifold</p> <ul style="list-style-type: none"> • Durable and lightweight aluminium construction • For longer life and smoother operation than standard couplings | 7906100722 | 4046664042006 |
| | <p>4-way air manifold</p> <ul style="list-style-type: none"> • Durable and lightweight aluminium construction • For longer life and smoother operation than standard couplers | 7906100725 | 4046664042112 |



COMPRESSED AIR UNIVERSAL TOOL

- Thanks to the compact design, areas that are difficult to access can also be processed
- Non-tiring working thanks to the higher throughput
- 5 different tools for wide range of use
- Robust spade blade made of steel
- Practical system for quick and easy tool changes
- Anti-vibration rubber handle
- 6.3 bar operating pressure

SPECIFICATIONS

| | |
|-------------------------|-------------------|
| Dimensions L x W x H | 820 x 360 x 75 mm |
| Operating pressure max. | 6.3 bar |
| Intake capacity max. | 280 L/min |

LOGISTICAL DATA

| | |
|----------------------|-------------------|
| Weight net / gross | 9.6 / 11 kg |
| Packaging dimensions | 835 x 375 x 70 mm |
| Article number | 5909601900 |
| Barcode | 4046664064299 |
| 20 Container | 900 pcs |
| 40 Container | 1800 pcs |
| 40 HQ Container | 1800 pcs |

COMPRESSOR RECOMMENDATIONS

| | |
|------------------|--|
| 24 L compressor | Minor excavation work |
| 50 L compressor | Medium heavy excavation work, removal of roots |
| 100 L compressor | Heavy excavation work, breaking work |

Impact force 27 Joule
Stroke rate 2100 bpm

**POINTED CHISEL**

Is used primarily on concrete. Having a sharp tip rather than a sharp edge means that this chisel is better suited to cutting through concrete.

FLAT CHISEL (1")

A flat chisel may sometimes be used in order to outline any channels.

WIDE CHISEL (2")

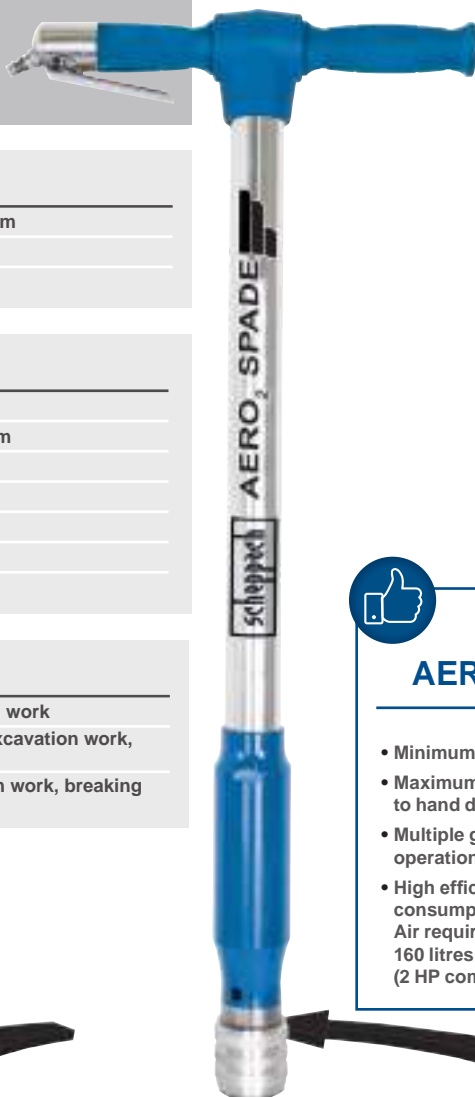
Demolition tool for stripping away plaster, tiles, renders and mortar from walls.

FLAT SCRAPER BLADE

Ideal for removal of paint, printing ink, impacted soil, linoleum, adhesive compounds.

SPADE (FORGED)

Is particularly useful for severing roots and excavations or when working in areas containing services or tree roots. The spade is manufactured in forged steel.

**INCLUDED**

Advantages
AERO₂ SPADE

- Minimum worker fatigue
- Maximum output compared to hand digging
- Multiple garden and site operations
- High efficiency low consumption compressor. Air required is only 160 litres per minute (2 HP compressor)

5in1

- ✓ Pointed chisel
- ✓ Flat chisel
- ✓ Wide chisel
- ✓ Scraper
- ✓ Spade

EXAMPLES OF USE

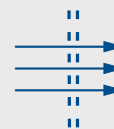


PRODUKT-DETAILS

Working pressure of
max. 6.3 bar



Air requirements
160 - 280 l/min



Tool receiver 18 mm



Quick-change system,
no tools needed



Stroke rate of 2100 bpm



Rubberised handle for
extended fatigue-free
working



EXAMPLES OF USE SUITABLE FOR

Garden



Construction site



Yards



AWARDED!

**selbst
ist der Mann**
Das Do-it-yourself-Magazin

SELBST AUSPROBIERT

RESULT: TTTTT

Rated as "VERY GOOD"
Edition 10/2018

www.selbst.de



PLUS X AWARD

2018 achieved for:

Innovation

High Quality


Ease of Use

Functionality

VIDEO



Load capacity



2500 kg

2500 KG PALLET TRUCK

- Drawbar made of **extra-robust steel** with 3-way function lever
- **Coated wheels** for an extra-smooth running
- **Extra-fine lifting adjustment** thanks to precise hydraulics
- Reliable, maintenance-free hydraulic controller
- **Robust industrial steel design**
- Capable of transporting up to 2500 kg



Ergonomic handle

3-way function lever

Robust industrial steel design

Precise hydraulics

360°



Schoppe
Germany

LOGISTICAL DATA

| | |
|--------------------|---------------|
| Weight net / gross | 62 / 62.5 kg |
| Article number | 5912701900 |
| Barcode | 4046664083085 |
| 20 Container | 180 pcs |
| 40 Container | 360 pcs |
| 40 HQ Container | 360 pcs |

SPECIFICATIONS

| | |
|----------------------|----------------------|
| Dimensions L x W x H | 1550 x 550 x 1200 mm |
| Load capacity | 2500 kg |
| Fork length | 1150 mm |
| Load rollers Ø | 80 mm |
| Swivel wheels Ø | 180 mm |



EXAMPLES OF USE

Yard




Workshop



Construction site



Easy operation of the pallet truck, thanks to three-way functional lever. The handle is ergonomic and ensures fatigue-free working.



PRODUCT DETAILS

Load capacity



Lift



Fork length




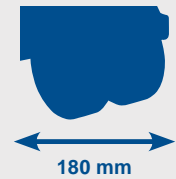
Individual fork width



Robust



Swivel wheels Ø



95-PCS TOOL KIT

- Stable and compact tool kit
- 95 tool pieces stowed securely and to hand
- High power transmission
- Nuts or Allen screws can be loosened easily
- Nuts or Allen screws will **not be over-tightened**
- **Easy to work** in locations that are difficult to access thanks to extensions and a hinged attachment

PRODUCT DETAILS

Light & compact




6 kg

Transportable



95 piece tool set



Chrome-vanadium steel

Cr-V

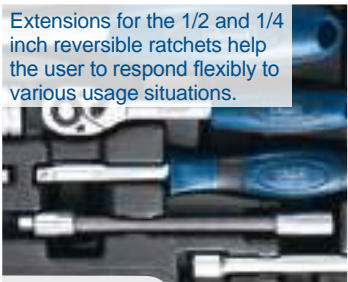
95
pieces

95 high quality tool pieces

Plastic box

Tools made of
chrome vanadium

Extensions for the 1/2 and 1/4 inch reversible ratchets help the user to respond flexibly to various usage situations.



Spark plug inserts with rubber inlay allow safe disassembly.



LOGISTICAL DATA

| | |
|----------------------|-------------------|
| Weight net / gross | 4 / 6.5 kg |
| Packaging dimensions | 382 x 80 x 279 mm |
| Article number | 5909308900 |
| Barcode | 4046664123798 |
| 20 Container | 2565 pcs |
| 40 Container | 3600 pcs |
| 40 HQ Container | 3600 pcs |

SPECIFICATIONS

| | |
|----------------------|---------------------------------------|
| Dimensions L x W x H | 373 x 70 x 272 mm |
| Tool set | 95 pcs |
| Feature | Various tools made of chrome vanadium |
| Usage | Indoors and outdoors |



MOBILE WERKSTATT SUITABLE FOR

House



Construction site



Vehicle



Garden



Camping



ONE CASE CONTAINING EVERYTHING YOU NEED



- 13x** 1/4" hexagonal socket wrenches 4 mm – 14 mm
- 1x** 1/4" universal joint
- 1x** 1/4" reversible ratchet
- 2x** 1/4" extensions 2" and 4"
- 1x** 1/4" adaptable extension 6"
- 1x** 1/4" screwdriver
- 1x** 1/4" sliding adapter
- 8x** 1/4" deep sockets 6 mm – 13 mm
- 17x** 1/4" bit inserts
- 1x** 1/4" bit holder

- 18x** 1/2" hexagonal socket wrenches 10 mm – 32 mm
- 1x** 1/2" universal joint
- 1x** 1/2" reversible ratchet
- 1x** 1/2" extension 5"
- 1x** 1/2" sliding adapter
- 4x** 1/2" deep sockets 14 mm – 19 mm
- 1x** 1/2" bit holder
- 2x** 1/2" spark plug inserts 16 mm + 21 mm
- 4x** Allen keys
- 15x** Bits
- 1x** Transport case

- Durable thanks to high-quality materials
- Mobile and easy to handle thanks to transport case

Everything within easy reach
and neatly laid out



97-PCS TOOL KIT

- Practical and comprehensive **97-piece tool kit** in a robust plastic case – ideal for the household, construction site, automotive or workshop
- Also suitable for areas that are difficult to access, thanks to different sizes and attachments
- Thanks to the rubberised **handle with Soft Grip**, the tools are comfortable to use and allow ergonomic working
- Bit inserts, screwdrivers, hexagonal socket wrenches, extension, reversible ratchet, spark plug insert, socket adapter **made of premium-quality chrome-vanadium steel**
- Practical combination options of the different tools enable particularly high transmission of force, allowing a range of uses
- Neatly organised and well arranged tools
- Easy transport and practical storage of tools in a well organised and robust plastic case
- **Compact and lightweight tool kit** – suitable for mobile use at only 5.3 kg
- **Comprehensive contents** – ideal for different requirements and uses:
9 hexagonal socket wrenches 3/8" 10 – 19 mm / reversible ratchet 3/8" / extension 3" / spark plug insert 21 mm / socket adapter 3/8" to 1/4" / 8 hexagonal socket wrenches 1/4" 5 – 12 mm / 1/4" screwdriver / 20 bit inserts 1/4" / 2 socket adapters 1/4" / precision hexagon socket spanner / 10 precision bit inserts / hammer / tape measure / Allen key set / cutter knife / 10 cutter knife spare blades / hand saw / 3 hand saw spare blades / precision spirit level / 7 open-end spanner 6 – 19 mm / water pump pliers / wire cutter / universal pliers / needle-nosed pliers / voltage tester / 3 screwdrivers PH1x100, PH2x100, SL6x100 / transport case

PRODUCT DETAILS

Light & compact




5.3 kg

Transportable



97 piece tool set



Chrome-vanadium steel

Cr-V

Using the precision bit inserts and the precision screwdriver, even particularly delicate screw fixing can be carried out.



97
pieces

Tools with
rubberised handle

High-quality
finish

97 high-quality
tools

Tools made of
chrome-vanadium steel

Neatly laid out for
easy access

LOGISTICAL DATA

| | |
|----------------------|-------------------|
| Weight net / gross | 5.3 / 5.4 kg |
| Packaging dimensions | 524 x 320 x 80 mm |
| Article number | 5909313900 |
| Barcode | 4046664214823 |
| 20 Container | 2488 pcs |
| 40 Container | 5085 pcs |
| 40 HQ Container | 5085 pcs |

SPECIFICATIONS

| | |
|----------------------|--|
| Dimensions L x W x H | 425 x 330 x 80 mm |
| Tool set | 97 pcs |
| Feature | Tools made of chrome-vanadium: Precision bit inserts, bit insert 1/4", screwdriver, hexagon socket wrenches 1/4" and 3/8", extension 3", reversible ratchet 3/8", spark plug insert 21 mm, socket adapter 3/8" to 1/4" |
| Usage | indoors and outdoors |



MOBILE WORKSHOP

SUITABLE FOR

House



Construction site



Vehicle



Garden



Camping



ONE CASE CONTAINING EVERYTHING YOU NEED



- 1x** screwdrivers 1/4"
- 1x** precision hexagonal socket wrench
- 10x** spare blades for cutter knife
- 1x** hand saw
- 3x** spare saw blades for hand saw
- 1x** precision spirit level (225 mm)
- 1x** wire cutter
- 1x** universal pliers
- 1x** needle-nosed pliers
- 1x** voltage tester
- 3x** screwdrivers (PH1x100, PH2x100, SL6x100)
- 1x** transport case

- 9x** 3/8" hexagonal socket wrenches 10 - 19 mm
- 1x** 3/8" precision hexago
- 1x** 3/8" extension 3"
- 1x** 3/8" spark plug inserts 21 mm
- 1x** socket adapter 3/8" on 1/4"
- 8x** hexagonal socket wrenches 5 - 12 mm
- 20x** 1/4" bit inserts
- 2x** 1/4" socket adapter
- 10x** precision bit inserts
- 1x** hammer 300g
- 1x** tape measure 5 m
- 8x** Allen keys (1.5, 2, 2.5, 3, 4, 5, 5.5, 6 mm)
- 1x** cutter knife
- 7x** Open-end spanner 6 - 19 mm
- 1x** water pump pliers

97
pieces

Practical handle for
easy transport

Compact and lightweight tool
kit at only 5.3 kg

Plastic case



102-PCS TOOL KIT

- Robust and compact metal case of approx. 46 x 15 x 32 cm
- 102 piece tool set for household use
- Well organised and neatly arranged tools
- Includes, for example, 1 reversible ratchet with various attachments, 1 each of water pump pliers, universal pliers, wire cutter, cutter knife, hammer, hand saw, general-purpose cutter, voltage tester, tape measure and several combination wrenches, screwdriver, Allen key set as well as bits of different sizes



102 high quality tool pieces

Tools made of chrome vanadium

Aluminium case



PRODUCT DATA

| | |
|-------------------------|--|
| Dimensions L x W x H | 460 x 151 x 320 mm |
| Tool set | 102 pcs |
| Made of chrome vanadium | Combination wrenches, bit box, Allen key set, extensions, universal joints, reversible ratchet, socket adapter |
| Feature | Bit box inside the case |
| Usage | Indoors and outdoors |

LOGISTICAL DATA

| | |
|----------------------|--------------------|
| Weight net / gross | 8.5 / 9 kg |
| Packaging dimensions | 480 x 180 x 370 mm |
| Article number | 5909306900 |
| Barcode | 4046664107477 |
| 20 Container | 905 pcs |
| 40 Container | 0 pcs |
| 40 HQ Container | 2048 pcs |



MOBILE WORKSHOP

SUITABLE FOR

House



Construction site



Vehicle



Garden



Camping



PRODUCT DETAILS

Light & compact




8,5 kg

Lockable case



102 piece tool set



Chrome vanadium steel

Cr-V

Sturdy design, robust aluminium case Reinforced corners on the case prevent damage to the housing.



Rubberised handle

Reinforced corners

ONE CASE CONTAINING EVERYTHING YOU NEED



- 1x** general-purpose cutter
- 1x** water pump pliers
- 1x** 3/8" reversible ratchet
- 1x** wire cutter
- 1x** universal pliers
- 1x** 1/4" universal joint
- 2x** 1/4" extensions, 3" and 6"
- 1x** 3/8" universal joint
- 2x** 3/8" extensions, 3" and 6"
- 1x** 1/4" bit adapter
- 1x** 3/8" socket adapter
3/8" on 1/4"
- 8x** 1/4" hexagonal sockets,
4 mm - 9 mm
- 9x** 3/8" hexagonal sockets,
10 mm - 19 mm
- 5x** 3/8" bit inserts

- 1x** tape measure, 5 m
- 1x** hammer, 200g
- 1x** cutter knife
- 5x** spare blades for cutter knife
- 1x** hand saw
- 3x** spare saw blades for hand saw
- 7x** Allen keys
(1.5, 2, 2.5, 3, 4, 5, 6 mm)
- 1x** 3/8" bit holder
- 28pcs** bit box

- 8x** combination wrenches
8 mm - 19 mm
- 6x** 3/8" screwdrivers
PH2x100, PH1x80,
PZ2x100, PZ1x80,
0,8x4x80, 1,0x5,5x100,
PH0x50,0,4x2,0x50
- 1x** 1/4" screwdrivers
- 2x** precision screwdrivers
- 1x** voltage tester
- 1x** transport case



102
PCS

135-PCS TOOL KIT

- Practical and comprehensive **135-piece tool kit** – ideal for the household, construction site, automotive, workshop or for camping
- **Tools made of premium-quality chrome-vanadium steel**
- Easy transport and practical storage of tools in a robust and lockable ABS plastic case with reinforced corners
- Neatly organised and well arranged tools
- Practical combination options of the different tools enable particularly high transmission of force, allowing a range of uses.
- **Compact and lightweight tool kit** – at only 6 kg also suitable for mobile use
- **Comprehensive contents** – ideal for different requirements and uses:
14 hexagon socket wrenches 8 – 21 mm / universal joint 3/8" / reversible ratchet 3/8" / extension 3" / sliding adapter 3/8" / 2 spark plug inserts 16 & 21 mm / socket adapter 3/8" / 6 E-profile socket wrenches E10 – E18 / socket adapter 3/8" to 1/4" / 13 hexagon socket wrenches 4 mm – 14 mm / screwdriver 1/4" / bit holder 1/4" / socket adapter 1/4" / 3 magnetic bit holders 60 mm, 80 mm, 120 mm / 5 E-profile socket wrenches E4 – E8 / 67 bit inserts / 7 combination wrenches 8 mm – 15 mm / 8-piece Allen key set / transport case

Practical combination options enable particularly high transmission of force, allowing a range of uses.



135
PCS

135 high quality
tool pieces

Lockable ABS
plastic case



Reinforced corners

PRODUCT DATA

| | |
|-------------------------|--|
| Dimensions L x W x H | 405 x 310 x 100 mm |
| Tool set | 135 pcs |
| Made of chrome vanadium | Magnetic bit holder 60 mm, 80 mm, 120 mm, combination wrench, Allen key set, socket adapter, hexagon socket wrenches, E-profile socket wrenches, screwdriver, sliding adapter, universal joint, reversible ratchet |
| Feature | Bit box inside the case |
| Usage | Indoors and outdoors |

LOGISTICAL DATA

| | |
|----------------------|--------------------|
| Weight net / gross | 6 / 6.22 kg |
| Packaging dimensions | 405 x 310 x 100 mm |
| Article number | 5909311900 |
| Barcode | 4046664213697 |
| 20 Container | 1725 pcs |
| 40 Container | 3315 pcs |
| 40 HQ Container | 3315 pcs |



MOBILE WORKSHOP

SUITABLE FOR

House



Construction site



Vehicle



Garden



Camping



PRODUCT DETAILS

Light & compact




6 kg

Lockable case



135 piece tool set



Chrome vanadium steel

Cr-V

Easy transport and practical storage of tools in a robust and lockable ABS plastic case with reinforced corners



Reinforced corners

ONE CASE CONTAINING EVERYTHING YOU NEED



Ideal for mobile use at a weight of only 6 kg.

- 3x** magnetic bit holders 60 mm, 80 mm, 120 mm
- 7x** combination wrenches 8 mm – 15 mm
- 67x** bit inserts
- 8x** Allen keys (1.5, 2, 2.5, 4, 5, 6, 8 mm)
- 1x** 3/8" socket adapter
- 1x** 1/4" socket adapter
- 1x** transport case

- 14x** 3/8" hexagonal socket wrenches 8 - 21 mm
- 1x** 3/8" universal joint
- 1x** 3/8" reversible ratchet
- 1x** extension 3"
- 1x** 3/8" sliding adapter
- 2x** 3/8" spark plug inserts 16 + 21 mm
- 6x** E-profile socket wrenches E10-E18
- 1x** socket adapter 3/8" to 1/4"
- 13x** 1/4" hexagonal socket wrenches 4 - 14 mm
- 1x** 1/4" screwdriver
- 1x** 1/4" bit holder
- 5x** 1/4" E-profile socket wrenches E4-E8

**135
PCS**



141-PCS TOOL KIT

- Practical and comprehensive **141-part tool set** – ideal for the household, construction site, automotive, workshop or for camping
- Tools made of premium-quality **chrome-vanadium steel**
- Robust, lockable aluminium case with reinforced corners
- **Thanks to the rubberised handle**, the tools are comfortable to use and allow ergonomic working
- Neatly organised and well arranged tools
- **Compact and lightweight tool kit** – at only 9.5 kg also suitable for mobile use
- Comprehensive contents – ideal for different requirements and uses:
7x combination wrenches / 4x screwdrivers / 2x screwdrivers, insulated
2x screwdrivers, short / 4x precision screwdrivers / 1x voltage tester / hammer
steel ruler/ engineer's file / precision spirit level / telescopic magnetic lifting
device / pair of water pump pliers / wire cutter / pair of universal pliers / tape
measure / 5x carpenter's pencils / LED-torch / 4x clamps / adjustable wrench
cutter knife / 10x spare cutter knife blades / metal hacksaw / 3x spare hacksaw
saw blades / 9x Allen keys / folding ruler / transport case/ 11x 1/2" hexagonal
socket wrenches / 1/2" universal joint / 1/2" reversible ratchet / 1/2" sliding ad-
apter / 1/2" extension 5" / 2x spark plug inserts 16 & 21 mm / 40x bit inserts 1/4"
11x 1/4" hexagonal socket wrenches / 1/2" universal joint / 1/4" reversible
ratchet / 1/4" sliding adapter / 2x extensions 2" & 4" / 1/4" bit adapter
1/4" screwdriver

PRODUCT DETAILS

Light & compact




9,5 kg

Lockable case



141 piece tool set



Chrome vanadium steel

Cr-V

Tools made of
chrome vanadium



Reinforced corners

PRODUCT DATA

| | |
|-------------------------|---|
| Dimensions L x W x H | 450 x 150 x 375 mm |
| Tool set | 141 pcs |
| Made of chrome vanadium | bit inserts, screwdrivers, screwdrivers, insulated, screwdrivers, short, precision screwdrivers |
| Feature | Bit box inside the case |
| Usage | Indoors and outdoors |

LOGISTICAL DATA

| | |
|----------------------|--------------------|
| Weight net / gross | 9.5 / 9.6 kg |
| Packaging dimensions | 480 x 180 x 370 mm |
| Article number | 5909310900 |
| Barcode | 4046664212133 |
| 40 HQ Container | 2200 pcs |



MOBILE WORKSHOP

SUITABLE FOR

House



Construction site



Vehicle



Garden



Camping



ONE CASE CONTAINING EVERYTHING YOU NEED



- 3x** spare hacksaw saw blades
- 1x** adjustable wrench 8" 200 mm
- 9x** Allen keys (1.5, 2, 2.5, 3, 4, 5, 6, 8, 10 mm)
- 1x** folding ruler (1m)
- 1x** steel ruler (300 mm)
- 1x** engineer's file (200 mm)
- 1x** precision spirit level (250 mm)
- 10x** spare cutter knife blades
- 1x** transport case

- 1x** telescopic magnetic lifting device (600 mm)
- 1x** voltage tester
- 4x** precision screwdrivers PH00, PH0, SL2.5, SL3.0
- 2x** screwdrivers, insulated PH1x80, SL3x75
- 2x** screwdrivers, short SL6x38, PH2x38
- 4x** screwdrivers PH1x75, PH2x100, SL3x75, SL6x100
- 1x** 1/4" screwdriver
- 4x** clamps 2 x 75mm, 2 x 120 mm

- 11x** 1/2" hexagonal socket wrenches 11 mm - 24 mm,
- 11x** 1/4" hexagonal socket wrenches 4 mm - 12 mm,
- 2x** 1/2" spark plug inserts 16 mm + 21 mm
- 1x** hammer (300g)
- 1x** 1/2" universal joint
- 1x** 1/2" reversible ratchet
- 1x** 1/4" reversible ratchet
- 2x** 1/4" extensions 2" and 4"
- 1x** 1/2" sliding adapter
- 1x** 1/4" sliding adapter
- 1x** tape measure (5 m)
- 1x** 1/4" universal joint
- 1x** 1/2" extension 5"
- 40x** bit inserts 1/4"
- 1x** LED-torch (without battery)
- 1x** 1/4" bit adapter
- 7x** combination wrenches 8 mm – 17 mm

Sturdy design, robust aluminium case



- 1x** wire cutter
- 1x** pair of universal pliers
- 1x** pair of water pump pliers
- 1x** cutter knife
- 1x** metal hacksaw
- 5x** carpenter's pencils



Reinforced corners on the case prevent damage to the housing

**141
PCS**

217-PCS TOOL KIT

- Stable and compact tool kit
- 217 high quality tool pieces made of CrV steel and tool steel
- All pieces stowed securely and to hand
- High power transmission and therefore, nuts or Allen screws can be loosened easily
- No over-tightening
- Can also be used in locations that are difficult to access thanks to various sizes and attachments

PRODUCT DETAILS

Light & compact




10 kg

Transportable



217 piece tool set



Chrome vanadium steel

Cr-V

217
PCS



Rubberised handle

217 high-quality tools made of chrome-vanadium steel and tool steel

LOGISTICAL DATA

| | |
|----------------------|---------------------|
| Weight net / gross | 10 / 10.3 kg |
| Packaging dimensions | 452.5 x 344 x 96 mm |
| Article number | 5909307900 |
| Barcode | 4046664120155 |
| 20 Container | 1454 pcs |
| 40 Container | 1818 pcs |
| 40 HQ Container | 1818 pcs |

SPECIFICATIONS

| | |
|----------------------|---------------------------------------|
| Dimensions L x W x H | 446 x 342 x 96 mm |
| Tool set | 217 pcs |
| Feature | Various tools made of chrome vanadium |
| Usage | Indoors and outdoors |



MOBILE WORKSHOP SUITABLE FOR

House



Construction site



Vehicle




Garden



Camping



ONE CASE CONTAINING EVERYTHING YOU NEED



- 14x** 1/4" hexagonal socket wrenches 3.5 mm – 14 mm
- 5x** 1/4" hexagonal socket wrenches E4 – E8
- 1x** 1/4" universal joint
- 1x** 1/4" reversible ratchet
- 2x** 1/4" extensions 2" and 4"
- 1x** 1/4" screwdriver
- 1x** 1/4" sliding adapter
- 7x** 1/4" deep sockets 4 mm – 10 mm
- 30x** 1/4" bit inserts
- 1x** 1/4" bit holder
- 10x** 3/8" hexagonal socket wrenches 10 mm – 19 mm
- 6x** 3/8" E-profile socket wrenches E10 – E18
- 1x** 3/8" universal joint
- 1x** 3/8" reversible ratchet
- 1x** 5" extension
- 6x** 3/8" deep sockets 10 mm – 15 mm
- 1x** 3/8" bit adapter
- 1x** 3/8" spark plug inserts 18 mm
- 15x** 1/2" hexagonal socket wrenches 10 mm – 32 mm

- 3x** 1/2" E-profile socket wrenches E20 – E24
- 1x** 1/2" universal joint
- 1x** 1/2" reversible ratchet
- 2x** 1/2" extensions 5" and 10"
- 5x** 1/2" deep sockets 16 mm – 22 mm
- 2x** 1/2" bit inserts
- 1x** 1/2" bit adapter
- 2x** 1/2" spark plug inserts 16 mm – 21 mm
- 7x** Allen keys
- 74x** Bits
- 12x** Combination wrenches 8 mm – 19 mm
- 1x** Screwdriver handle with magnetic bit holder
- 1x** Transport case

- Durable thanks to high-quality materials
- Mobile and easy to handle thanks to transport case

Ideal for areas that are difficult to access, thanks to different sizes and mountings



Everything within easy reach and neatly laid out

Practical combination options enable particularly high transmission of force, allowing a range of uses.



- 233-PCS TOOL KIT**
- Practical and comprehensive **233-piece tool kit** – ideal for the household, construction site, automotive, workshop or for camping
 - **Tools made of premium-quality chrome-vanadium steel**
 - Easy transport and practical storage of tools in a robust and lockable ABS plastic case with reinforced corners
 - Neatly organised and well arranged tools
 - Practical combination options of the different tools enable particularly high transmission of force, allowing a range of uses.
 - **Compact and lightweight tool kit** – at only 8.75 kg also suitable for mobile use
 - **Comprehensive contents** – ideal for different requirements and uses:
11x hexagon socket wrenches 1/2" 15 – 32 mm / universal joint 1/2" / reversible ratchet 1/2" / extension 5" / extension 10" / sliding adapter 1/2" / 2x spark plug inserts 16 & 21 mm / socket adapter 1/2" to 1/4" / 3x E-profile socket wrenches 1/2" E20, E22, E24 / socket adapter 1/2" to 3/8" / 6x E-profile socket wrenches 3/8" E10 – E18 / 13x hexagon socket wrenches 1/4" 4 – 14 mm / universal joint 1/4" / reversible ratchet 1/4" / extension 2" / extension 4" / sliding adapter 1/4" / screwdriver 1/4" / bit holder 1/4" / 9x socket adapter 1/4" 5, 6, 7, 8, 9, 10, 11, 12, 13 / 3x magnetic bit holders 60 mm, 80 mm, 120 mm / 5x E-profile socket wrenches 1/4" E4 – E8 / 90x bit inserts 25 mm / 29x bit inserts 30 mm / 30pcs bit box / 9x combination wrenches 8 – 19 mm / 8-piece Allen key set / transport case

233
PCS

233 high quality
tool pieces

Lockable ABS
plastic case

Reinforced corners

LOGISTICAL DATA

| | |
|----------------------|--------------------|
| Weight net / gross | 8.75 / 9 kg |
| Packaging dimensions | 437 x 347 x 107 mm |
| Article number | 5909320900 |
| Barcode | 4014915236962 |
| 20 Container | 1500 pcs |
| 40 Container | 2210 pcs |
| 40 HQ Container | 0 pcs |

PRODUCT DATA

| | |
|-------------------------|--|
| Dimensions L x W x H | 432 x 347 x 102 mm |
| Tool set | 233 tlg. |
| Made of chrome vanadium | combination wrench, Allen key set, socket adapter, hexagon socket wrenches, E-profile socket wrenches, screwdriver, sliding adapter, universal joint, reversible ratchet |
| Feature | Bit box inside the case |
| Usage | Indoors and outdoors |



MOBILE WORKSHOP SUITABLE FOR

House



Construction site



Vehicle



Garden



Camping



PRODUCT DETAILS

Light & compact




8.75 kg

Lockable case



233 piece tool set



Chrome vanadium steel

Cr-V

Easy transport and practical storage of tools in a robust and lockable ABS plastic case with reinforced corners



Reinforced
corners

ONE CASE CONTAINING EVERYTHING YOU NEED



Ideal for mobile use
at a weight of only
8.75 kg.

2x 3/8" spark plug inserts
16 & 21 mm

1x 1/4" universal joint

1x 1/4" extensions 2"

1x 1/4" extensions 4"

1x 1/4" sliding adapter

1x 1/4" bit holder

9x 1/4" socket adapter

3x magnetic bit holder
60 mm, 80 mm, 120 mm

90x bit inserts 25 mm

9x combination wrenches
8 mm - 19 mm

1x transport case

11x 1/2" hexagonal sockets
15 mm - 32 mm

1x 1/2" universal joint

1x 1/2" reversible ratchet

1x 1/2" extensions 5"

1x 1/2" extensions 10"

1x 1/2" sliding adapter

1x 1/2" at 1/4" socket adapter

3x 1/2" E-profile socket wrenches
E20, E22, E24

1x 1/2" socket adapter

6x 3/8" E-profile socket wrenches
E10 - E18

13x 1/4" hexagonal sockets
4 mm - 14 mm

1x 1/4" reversible ratchet

1x 1/4" screwdriver

5x 1/4" E-profile socket wrenches
E4 - E8

29x bit inserts 30 mm

30x bit box 25 mm

8x Allen keys
(1.5, 2, 2.5, 3, 4, 5, 6, 8 mm)




**233
PCS**

218-PCS TOOL KIT

- Practical and comprehensive 218-piece tool kit – ideal for the household, construction site, automotive, workshop or for camping
- Hexagonal socket wrenches, universal joint, screwdriver, sliding adapter, deep sockets, bit inserts, bit holder, bit adapter, E-profile socket wrenches, spark plug inserts, Allen keys, Allen keys Torx, bits, combination wrenches **made of chrome vanadium**
- **Easy transport and practical storage of tools** in a robust and lockable ABS plastic case with reinforced corners
- **Neatly organised and well arranged tools**
- **Compact and lightweight tool kit** – at only 10.8 kg also suitable for mobile use
- **Comprehensive contents** – ideal for different requirements and uses:
13x 1/4" hexagonal socket wrenches 4 – 14 mm / 1x 1/4" reversible ratchet / 2x 1/4" extensions 2" and 4" / 30x 1/4" bit inserts / 1x 1/4" bit adapter / 11x 3/8" E-profile socket wrenches E4 – E18 / 10x 3/8" hexagonal socket wrenches, multi-point 10 – 19 mm / 1x 3/8" reversible ratchet / 1x 3/8" extensions 5" / 1x 3/8" bit adapter / 1x 3/8" spark plug inserts 18 mm / 15x 1/2" hexagonal socket wrenches 10 – 32 mm / 3x 1/2" E-profile socket wrenches E20 – E24 / 1x 1/2" reversible ratchet / 2x 1/2" extensions 5" & 10" / 1x 1/2" bit adapter / 2x 1/2" spark plug inserts 16 & 21 mm / 7x Allen keys 1.27, 1.5, 2, 2.5, 3, 4, 5 / 2x Allen key Torx T20 T30 / 44x bits 25 mm / 30x bits 30 mm / 1x 1/4" universal joint / 1x 1/4" screwdriver / 1x 1/4" sliding adapter / 7x 1/4" deep sockets 4 – 10 mm / 1x 1/4" bit holder / 1x 3/8" universal joint / 6x 3/8" deep sockets 10 – 15 mm / 1x 1/2" universal joint / 5x 1/2" deep sockets 16 – 22 mm / 2x 1/2" bit inserts / 12x combination wrenches 8 – 22 mm / 1x transport case

The multi-tooth sockets ensure particularly high power transmission and a secure hold.



218 high quality tool pieces

218
PCS



Lockable ABS plastic case

Reinforced corners

LOGISTICAL DATA

| | |
|----------------------|-------------------|
| Weight net / gross | 10,8 / 11 kg |
| Packaging dimensions | 440 x 331 x 92 mm |
| Article number | 5909335900 |
| Barcode | 4046664248590 |
| 20 Container | ?? pcs |
| 40 Container | ?? pcs |
| 40 HQ Container | 2415 pcs |

PRODUCT DATA

| | |
|-------------------------|--|
| Dimensions L x W x H | 440 x 331 x 92 mm |
| Tool set | 218 pcs |
| Made of chrome vanadium | Hexagonal socket wrenches, universal joint, screwdriver, sliding adapter, deep sockets, bit inserts, bit holder, bit adapter, E-profile socket wrenches, spark plug inserts, Allen keys, Allen keys Torx, bits, combination wrenches |
| Feature | Bit box inside the case |
| Usage | Indoors and outdoors |



MOBILE WORKSHOP

SUITABLE FOR

House



Construction site



Vehicle



Garden



Camping



PRODUCT DETAILS

Light & compact




10.8 kg

Lockable case



218 piece tool set



Chrome vanadium steel

Cr-V

Easy transport and practical storage of tools in a robust and lockable ABS plastic case with reinforced corners

Reinforced corners



Ideal for mobile use at a weight of only 10.8 kg.

ONE CASE CONTAINING EVERYTHING YOU NEED



- 13x** 1/4" hexagonal socket wrenches 4 – 14 mm
- 1x** 1/4" reversible ratchet
- 2x** 1/4" extensions 2" & 4"
- 30x** 1/4" bit inserts
- 1x** 1/4" bit adapter
- 11x** 3/8" E-profile socket wrenches E4 – E18
- 10x** 3/8" hexagonal socket wrenches, multi-point 10 – 19 mm
- 1x** 3/8" reversible ratchet
- 1x** 3/8" extensions 5"
- 1x** 3/8" bit adapter
- 1x** 3/8" spark plug inserts 18 mm
- 15x** 1/2" hexagonal socket wrenches 10 – 32 mm
- 3x** 1/2" E-profile socket wrenches E20 – E24

- 1x** 1/2" reversible ratchet
- 2x** 1/2" extensions 5" & 10"
- 1x** 1/2" bit adapter
- 2x** 1/2" spark plug inserts 16 & 21 mm
- 7x** Allen keys 1.27, 1.5, 2, 2.5, 3, 4, 5
- 2x** Allen key Torx T20 T30
- 44x** bits 25 mm
- 30x** bits 30 mm

- 1x** 1/4" universal joint
- 1x** 1/4" screwdriver
- 1x** 1/4" sliding adapter
- 7x** 1/4" deep sockets 4 – 10 mm
- 1x** 1/4" bit holder
- 1x** 3/8" universal joint
- 6x** 3/8" deep sockets 10 – 15 mm
- 1x** 1/2" universal joint
- 5x** 1/2" deep sockets 16 – 22 mm
- 2x** 1/2" bit inserts
- 12x** combination wrenches 8 – 22 mm
- 1x** transport case

218
PCS



WORKSHOP TROLLEY

- Compact workshop trolley for the neat storage of tools
- Numerous storage options for tools and machines
- **Can be loaded up to max. 120 kg**
- Large storage surface for machines and tools
- **4 smooth-running rollers that rotate 360 degrees – 2 with brakes**
- 4 drawers that can be pulled out on ball bearing sliders each with anti-slip mat for the neat storage of tools, **maximum load of 15 kg per drawer**
- Sturdy handle ensures easy transport
- **Practical compartment provides space for storing tools and machines, with a maximum load of 30 kg**
- **Compact dimensions** of 695 x 335 x 755 mm allow space-saving storage



LOGISTICAL DATA

| | |
|----------------------|--------------------|
| Weight net / gross | 17.7 / 20.86 kg |
| Packaging dimensions | 680 x 390 x 770 mm |
| Article number | 5909319900 |
| Barcode | 4046664218357 |
| 40 HQ Container | 348 pcs |

SPECIFICATIONS

| | |
|-----------------------------------|--------------------|
| Dimensions L x W x H | 695 x 335 x 755 mm |
| Number of drawers | 4 pcs |
| Dimensions base cabinet L x W x H | 505 x 300 x 65 mm |
| Dimensions wall cabinet L x W x H | 610 x 330 x 240 mm |



MOBILE WORKSHOP SUITABLE FOR

House



Construction site



KFZ



4 drawers that can be pulled out on ball bearing sliders with anti-slip mats for the neat storage of tools, with a maximum load of 15 kg per drawer.



Practical compartment provides space for storing tools and machines, with a maximum load of 30 kg.



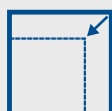
PRODUCT DETAILS

Load capacity



up to 120 kg

Space-saving



71-PCS WORKSHOP TROLLEY

- 71 piece tool set included
- Large and smooth-running rollers
- Lockable to safely store the tools
- Maximum load 450 kg



71
PCS



LOGISTICAL DATA

| | |
|----------------------|--------------------|
| Weight net / gross | 58.5 / 62 kg |
| Packaging dimensions | 800 x 495 x 855 mm |
| Article number | 5909304901 |
| Barcode | 4046664094920 |
| 20 Container | 66 pcs |
| 40 Container | 138 pcs |
| 40 HQ Container | 207 pcs |

SPECIFICATIONS

| | |
|----------------------|--------------------|
| Dimensions L x W x H | 775 x 475 x 970 mm |
| Number of drawers | 7 |
| Height of drawers | 58 / 128 / 195 mm |
| Tool Set | 71 x |
| Payload max. | 450 kg |



MOBILE WORKSHOP SUITABLE FOR

House



Construction site



Kfz



PRODUCT-DETAILS

Load capacity




up to 450 kg

Can be locked



71-piece tool set



Chrome-vanadium steel

Cr-V

The TW1100 is the perfect workshop trolley for any application, thanks to its 71-piece tool set.



ONE TROLLEY CABINET CONTAINING EVERYTHING YOU NEED



2x HAMMERS
300 g
SOFT-FACE HAMMER



9x COMBINATION WRENCHES
6 mm – 17 mm



6x FLAT-TIP SCREWDRIVERS
1x voltage tester, 4x 100,
5x 100, 3x 75, 6x 150, 6x 38,
8x 200



SET OF 5 PLIERS
Wire cutter, universal pliers,
needle-nosed pliers, water pump
pliers, slip joint pliers



13x HEXAGONAL SOCKET WRENCHES
4 mm – 14 mm
REVERSIBLE RATCHET
1/4"
UNIVERSAL JOINT
1/4"
2 X EXTENSIONS
2" + 4"
SLIDING ADAPTER
1/4"
SCREWDRIVER
1/4"



SET OF 6 ALLEN KEYS T HANDLES
2.5 MM – 6 MM



17x HEXAGONAL SOCKET WRENCHES
10 mm – 32 mm
REVERSIBLE RATCHET
1/2"
UNIVERSAL JOINT
1/2"
2 X EXTENSIONS
5" + 10"
SLIDING ADAPTER
1/2"



263-PCS WORKSHOP TROLLEY

- 7 large and easy-pull tool drawers
- Large shelf on the roller cabinet
- Punch-outs for extra tool storage
- Large and easy-moving wheels and castors, with integrated brake
- Can be loaded up to 450 kg
- Lockable
- Handle with soft grip for comfortable transport
- Includes 263-piece tool set



PRODUCT-DETAILS

Load capacity




up to 450 kg

Can be locked



263-piece tool set



Chrome-vanadium steel

Cr-V



Compartments with ball bearing sliders



Perforations offering additional storage options

LOGISTICAL DATA

| | |
|----------------------|--------------------|
| Weight net / gross | 66 / 68 kg |
| Packaging dimensions | 780 x 500 x 870 mm |
| Article number | 5909304900 |
| Barcode | 4046664071402 |
| 20 Container | 66 pcs |
| 40 Container | 138 pcs |
| 40 HQ Container | 207 pcs |

SPECIFICATIONS

| | |
|----------------------|--------------------|
| Dimensions L x W x H | 770 x 460 x 970 mm |
| Number of drawers | 7 |
| Height of drawers | 58 / 128 / 195 mm |
| Tool set | 263 x |
| Payload max. | 450 kg |



MOBILE WORKSHOP SUITABLE FOR

House



Construction site



KFZ




ONE TROLLEY CABINET CONTAINING EVERYTHING YOU NEED




2X HAMMERS
300 g
SOFT-FACE HAMMER



12X COMBINATION WRENCHES
8 – 22 mm




6X FLAT-TIP SCREWDRIVERS
1 x voltage tester, 4 x 100,
5 x 100, 3 x 75, 6 x 150, 6 x 38,
8 x 200



4X CIRCLIP PLIERS
2 for inner rings
2 for outer rings



SET OF 3 PLIERS
1 x needle-nosed pliers
1 x wire cutter
1 x universal pliers



SET OF 6 ALLEN KEYS
T HANDLES
2 mm – 6 mm



6X PHILLIPS SCREWDRIVERS
PH1 x 100, PH2 x 150, PH3 x 200,
PH2 x 100, PH0 x 75, PH2 x 38



CRIMP SET
160 units



13X HEXAGONAL SOCKET WRENCHES
4 mm – 14 mm
REVERSIBLE RATCHET
1/4"
UNIVERSAL JOINT
1/4"
2 X EXTENSIONS
2" + 4"
SLIDING ADAPTER
1/4"
SCREWDRIVER
1/4"



17X SOCKET WRENCHES
10 mm – 32 mm
REVERSIBLE RATCHET
1/2"
UNIVERSAL JOINT
1/2"
2 X EXTENSIONS
5" + 10"
SLIDING ADAPTER
1/2"



6X INSULATED SCREWDRIVERS
SL3 x 75, PH2 x 100, PH1 x 100,
SL4 x 100, SL5,5 x 125, PH0 x 75
7X PRECISION SCREWDRIVERS
PH0, PH00, PH1, 1,5 x 50,
2 x 50, 2,5 x 50, 3 x 50
HEXAGON SPANNER SET
T9, T10, T15, T20, T25, T27, T30,
T40

**263
PCS**





SPECIFICATIONS

| | |
|----------------------|---------------------|
| Dimensions L x B x H | 593 x 650 x 1000 mm |
| Sweeping width | 650 mm |
| Waste container | 20 L |
| Cleaning capacity | 2600 m²/h |

LOGISTICAL DATA

| | |
|----------------------|--------------------|
| Weight net / gross | 9 / 10.5 kg |
| Packaging dimensions | 615 x 225 x 608 mm |
| Article number | 5909806915 |
| Barcode | 4046664207825 |
| 20 Container | 296 pcs |
| 40 Container | 616 pcs |
| 40 HQ Container | 693 pcs |

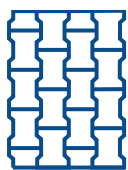
SWEeper

- Comprehensive cleaning of surfaces up to 2,600 m², thanks to 650 mm sweeping width
- Disc brushes attached on both sides for quick work progress
- Scheppach 3-brush sweeping system with long-life bristles for effective cleaning
- Smooth-running wheels for effortless work
- Large 20 litre sweeping container made of impact-resistant plastic, with carrying handle for easy removal and emptying of the container
- Sweeping close to the edge, thorough sweeping of corners, kerbs and gaps
- Foldable handle with practical quick-release fastener for space-saving storage
- Manual drive
- Smooth-running soft-profile wheels and a castor that can be adjusted by 360°



EXAMPLES OF USE SUITABLE FOR

Pavements



Yards



Drives



Pavement



Easy and quick emptying of the sweeper's container.



Can be stored without needing much space thanks to foldable guide bar.



Sweeping system with 3 brushes

for effective cleaning, thorough and close to the edge



PRODUCT DETAILS

Sweeping width




Cleaning area



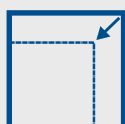
Container size



Sweeping system with 3 brushes



Can be stored without needing much space



Soft-profile wheels



SUITABLE FOR





110 BAR
ELECTRIC HIGH-PRESSURE CLEANER

- Powerful 1400 W motor with a maximum pressure of 110 bar and 80 bar working pressure
- Quick-Connect system allows rapid replacement of the attachments
- Automatic activation and deactivation
- Handle ensures easy transport
- Comprehensive work radius, thanks to 3 m high-pressure hose
- Practical self-priming function (additional accessory required)
- Particularly fast and effective cleaning, thanks to a high flow rate of 390 L/h
- Ideal for mobile use, thanks to a weight of only 5 kg
- Integrated bracket for high-pressure hose and cable
- Includes 3 m high-pressure hose, cleaning lance with extension, water supply filter and standard nozzle



LOGISTICAL DATA

| | |
|----------------------|--------------------|
| Weight net / gross | 5 / 5.7 kg |
| Packaging dimensions | 290 x 240 x 395 mm |
| Article number | 5907736901 |
| Barcode | 4014915236986 |
| 20 Container | 1024 pcs |
| 40 Container | 2129 pcs |
| 40 HQ Container | 2456 pcs |

SPECIFICATION

| | |
|----------------------|--------------------|
| Dimensions L x W x H | 245 x 233 x 455 mm |
| Pressure max. | 110 bar |
| Rated pressure | 80 bar |
| Flow rate max. | 390 L/h |
| Motor | 230 V~ |
| Engine power | 1400 W |



EXAMPLES OF USE SUITABLE FOR

Yard



Construction site



House



Pool



Patio



Quick-Connect system allows rapid replacement of the attachments.



Effortless cleaning of stubborn dirt, thanks to high working pressure.



Easy and convenient transport thanks to handle



PRODUCT DETAILS


80 bar rated pressure -
110 bar pressure max



3 m high-pressure hose



Quick, effective cleaning
thanks to high flow rate 390 L/h



Automatic activation and
deactivation




Self-priming function



Quick-Connect-System,
for quickly changing the
accessories



Click



Practical click system for all conventional garden hose systems.

135 BAR

ELECTRIC HIGH-PRESSURE CLEANER

- Powerful 1600 W Motor with a maximum pressure of 135 bar and 90 bar working
- Quick-Connect system allows rapid replacement of the attachments
- Automatic activation and deactivation
- Large wheels and handle ensure easy transport
- Comprehensive work radius, thanks to 3 m high-pressure hose
- Practical self-priming function (additional accessory required)
- Particularly fast and effective cleaning, thanks to a high flow rate of 420 L/h
- Ideal for mobile use, thanks to a weight of only 7.2 kg
- Integrated bracket for high-pressure hose
- Includes 5 m high-pressure hose, surface cleaner, cleaning lance with extension, water supply filter, cleaning brush, standard as well as high-pressure nozzle and detergent container.

Aluminium pump for extra-long life - durable



Large wheels and handle ensure easy transport

Storage options for hose & accessories right on the machine

Powerful 1600 W motor

INCLUDED



LOGISTICAL DATA

| | |
|----------------------|--------------------|
| Weight net / gross | 7.2 / 8 kg |
| Packaging dimensions | 375 x 275 x 395 mm |
| Article number | 5907737901 |
| Barcode | 4014915237013 |
| 20 Container | 704 pcs |
| 40 Container | 1472 pcs |
| 40 HQ Container | 1666 pcs |

SPECIFICATIONS

| | |
|----------------------|--------------------|
| Dimensions L x W x H | 245 x 233 x 642 mm |
| Pressure max. | 135 bar |
| Rated pressure | 90 bar |
| Flow rate max. | 420 L/h |
| Motor | 230 V~ |
| Engine power | 1600 W |



EXAMPLES OF USE SUITABLE FOR

Yard



Construction site



House



Pool



Patio



PRODUCT DETAILS


90 bar rated pressure -
135 bar pressure max



5 m high-pressure hose



Quick, effective cleaning
thanks to high flow rate 420 L/h




Automatic activation and
deactivation



Self-priming function



Quick-Connect-System,
for quickly changing the
accessories





153 BAR
ELECTRIC HIGH-PRESSURE CLEANER

- Powerful 2000 W motor generates up to 135 bar
- **Quick-Connect-System**, for quickly changing the accessories
- **8 m high-pressure hose** for a wide and convenient range of movement
- **Automatic start/stop**
- **Integrated accessory holder**
- Hose reel with a handwheel for simple and space saving storage of the high-pressure hose
- Durable thanks to high quality, reliable aluminium pump
- Large wheels for easy transport and mobile usage
- With cleaning lance and extension as standard, variable high-pressure nozzle, turbo nozzle, cleaning needle and detergent container

Automatic start/stop

Quick Connect System

Large wheels

INCLUDED

LOGISTICAL DATA

| | |
|----------------------|--------------------|
| Weight net / gross | 9.3 / 10.3 kg |
| Packaging dimensions | 440 x 345 x 505 mm |
| Article number | 5907724901 |
| Barcode | 4046664136514 |
| 20 Container | 362 pcs |
| 40 Container | 730 pcs |
| 40 HQ Container | 850 pcs |

SPECIFICATIONS

| | |
|---------------------------|--------------------|
| Dimensions L x W x H | 365 x 276 x 820 mm |
| Pressure max. | 153 bar |
| Rated pressure | 102 bar |
| Flow rate max. | 8 L/min |
| Inlet water pressure max. | 4 bar |
| Detergent bottle | 1 L |
| Motor | 230 – 240 V~ |
| Input | 2000 W |



EXAMPLES OF USE SUITABLE FOR

Yard



Construction site



House



Pool

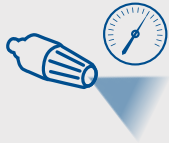


Patio



PRODUCT DETAILS


102 bar rated pressure -
153 bar pressure max.



8 m high-pressure hose



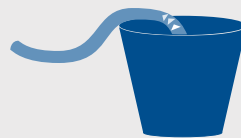
Quick, effective cleaning thanks to high
flow rate 480 l/h



Automatic activation and deactivation



Self-priming function



Quick-Connect-System, for quickly
changing the accessories



Click



Easy and convenient
transport thanks to large
wheels and transport
handle.

The hose reel with crank
handle is perfect for easy
and space-saving storage
of the high-pressure
hose.

Integrated brackets
for nozzle attachments,
hose and cable.

Powerful 2000 W motor

Aluminium pump for
extra-long life -
durable



Large detergent tank



1000 ml

Warm water of up to
50 °C can be used
in the feed line.





Self-priming
function

165 BAR
ELECTRIC HIGH-PRESSURE CLEANER

- Powerful 2200 W motor generates up to 165 bar
- **Quick-Connect-System**, for quickly changing the accessories
- 10 kg weight for stability
- Large wheels for an easy transport
- Large work radius with the **10 m high pressure hose**
- **On-board accessory** and hose storage
- Durable owing to reliable high-quality aluminium pump
- **Surface cleaner**, cleaning lance with extension, standard and high-pressure nozzle, Kärcher adapter, cleaning brush as well as an adapter and detergent container are supplied as standard



INCLUDED



LOGISTICAL DATA

| | |
|----------------------|--------------------|
| Weight net / gross | 10.3 / 12.3 kg |
| Packaging dimensions | 490 x 345 x 505 mm |
| Article number | 5907702905 |
| Barcode | 4046664142348 |
| 20 Container | 313 pcs |
| 40 Container | 649 pcs |
| 40 HQ Container | 775 pcs |

SPECIFICATIONS

| | |
|---------------------------|--------------------|
| Dimensions L x W x H | 365 x 276 x 820 mm |
| Pressure max. | 165 bar |
| Rated pressure | 110 bar |
| Flow rate max. | 468 L/h |
| Inlet water pressure max. | 4 bar |
| Detergent bottle | 1 L |
| Motor | 220 – 240 V~ |
| Input | 2200 W |



EXAMPLES OF USE SUITABLE FOR

Yard



Construction site



House



Pool

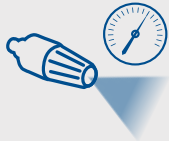


Patio



PRODUCT DETAILS


110 bar rated pressure -
165 bar pressure max



10 m high-pressure hose



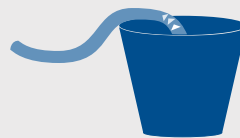
Quick, effective cleaning thanks to high
flow rate 468 l/h



Automatic activation and deactivation



Self-priming function



Quick-Connect-System, for quickly
changing the accessories



Click



Easy and
convenient
transport thanks to
large wheels and
transport handle.

The hose reel
with crank handle
is perfect for
easy and space-
saving storage of
the high-pressure
hose.

Integrated brackets
for nozzle
attachments,
hose and cable.

Powerful
2200 W motor

Aluminium pump for
extra-long life -
durable



Large detergent tank



Warm water of up to
50 °C can be used
in the feed line.



180 BAR
ELECTRIC HIGH-PRESSURE CLEANER

- Powerful 2400 W motor generates up to 180 bar
- **Quick-Connect-System**, for quickly changing the accessories
- 9.5 kg weight for a solid stand and easy transport
- Large wheels for an easy transport
- Large work radius with the 5 m high pressure hose
- Ideal for **mobile applications**
- **On-board accessory** and hose storage
- Durable owing to reliable high-quality aluminium pump
- 5 m high-pressure hose, cleaning lance with extension, nozzle attachment, standard and high-pressure nozzle, cleaning brush and rotating washing brush as well as an adapter and detergent container are supplied as standard



INKLUSIVE



SPECIFICATIONS

| | |
|----------------------|--------------------|
| Dimensions L x W x H | 365 x 276 x 820 mm |
| Pressure max. | 180 bar |
| Rated pressure | 120 bar |
| Flow rate max. | 480 L/h |
| Detergent bottle | 0,56 L |
| Motor | 230 – 240 V~ |
| Input | 2400 W |

LOGISTICAL DATA

| | |
|----------------------|--------------------|
| Weight net / gross | 9.5 / 11.3 kg |
| Packaging dimensions | 440 x 345 x 505 mm |
| Article number | 5907705906 |
| Barcode | 4046664142331 |
| 20 Container | 362 pcs |
| 40 Container | 730 pcs |
| 40 HQ Container | 850 pcs |



EXAMPLES OF USE SUITABLE FOR

Yard



Construction site



House



Pool

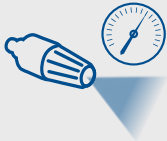


Patio



PRODUCT DETAILS

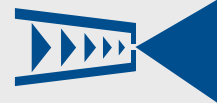
120 bar rated pressure -
180 bar pressure max



5 m high-pressure hose



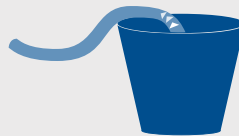
Flow rate 480 l/h



Automatic activation and deactivation



Self-priming function



Quick-Connect system



Easy and convenient
transport thanks to
large wheels and
transport handle.

Storage options of
hose, cable, nozzles
right on the machine

Powerful 2400 W motor

Aluminium pump for
extra-long life -
durable



Large detergent tank



560 ml

Warm water of up to
50 °C can be used
in the feed line.



180 BAR

ELECTRIC HIGH-PRESSURE CLEANER

- Powerful 2400 W motor with max. pressure of 180 bar
- **Quick Connect System** for quick exchange of the attachments
- Its weight of 11 kg guarantees stability - but also easy to transport
- Large wheels for easy transport
- **5 m high-pressure hose** for a wide and convenient range of movement
- Integrated holder for nozzle attachments and high-pressure hose
- Ideal for mobile use
- Durable thanks to high quality, reliable aluminium pump
- **With cleaning lance and extension as standard, standard and high-pressure nozzle, cleaning brush and detergent container**



Integrated holder
for nozzle
attachments

Large wheels

INCLUDED



LOGISTICAL DATA

| | |
|----------------------|--------------------|
| Weight net / gross | 11 / 12 kg |
| Packaging dimensions | 440 x 345 x 505 mm |
| Article number | 59077059942 |
| Barcode | 4046664143079 |
| 20 Container | 362 pcs |
| 40 Container | 730 pcs |
| 40 HQ Container | 850 pcs |

SPECIFICATIONS

| | |
|------------------------|--------------------|
| Dimensions L x W x H | 365 x 276 x 820 mm |
| Pressure max. | 180 bar |
| Rated pressure | 120 bar |
| Flow rate max. | 480 L/h |
| Max. water temperature | 50 °C |
| Detergent bottle | 560 ml |
| Motor | 230 – 240 V~ |
| Input | 2400 W |



EXAMPLES OF USE SUITABLE FOR

Yard



Construction site



House



Pool



Patio



PRODUKT-DETAILS


120 bar rated pressure -
180 bar pressure max



5 m Hochdruckschlauch



Quick, effective cleaning thanks to high
flow rate 480 L/h



Automatic activation and deactivation



Self-priming function



Quick-Connect-System, for quickly
changing the accessories



Easy and
convenient
transport thanks
to large wheels
and transport
handle.

Storage options
of hose, cable,
nozzles right on
the machine

Powerful
2400 W
motor



Aluminium pump for
extra-long life -
durable



Large detergent tank



Warm water of up to
50 °C can be used
in the feed line.

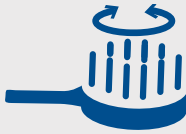


180 BAR
ELECTRICAL HIGH-PRESSURE CLEANER

- Powerful electric high-pressure washer – ideal for the yard, garden or construction site
- **Powerful 2,400 W motor with a maximum pressure of 180 bar**
- Fast cleaning of dirty surfaces with **max. 480 l/h**
- **Quick-connect system** allows easy and rapid replacement of the attachments
- Integrated hose reel with hose guide for convenient work and easy storage of the pressure hose
- Practical bracket for nozzle attachments right on the device
- 5 m high-pressure hose provides a particularly large working radius
- Durable, thanks to high-quality, corrosion-resistant aluminium pump
- **Energy-saving, automatic activation and deactivation** – motor starts only when the pistol handle is pressed
- Intake function allows flexible use of external water sources
- (additional special accessories required – separately available)
- **Integrated 1,150 ml detergent tank**
- Large wheels and handle ensure easy transport
- Includes adjustable nozzle, turbo nozzle, surface cleaner, cleaning brush, rotational brush, cleaning lance with extension, cleaning needle, Kärcher adapter, detergent tank

PRODUCT DETAILS


Rotational brush



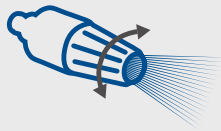
Cleaning brush



Turbo nozzle



Adjustable nozzle



LOGISTICAL DATA

| | |
|----------------------|--------------------|
| Weight net / gross | 12 / 13,5 kg |
| Packaging dimensions | 485 x 345 x 505 mm |
| Article number | 5907743901 |
| Barcode | 4046664254584 |
| 20 Container | 300 pcs |
| 40 Container | 630 pcs |
| 40 HQ Container | 785 pcs |

SPECIFICATIONS

| | |
|------------------------|------------------|
| Dimensions L x W x H | 365 x 276x 820mm |
| Pressure max. | 180 bar |
| Rated pressure | 120 bar |
| Flow rate max. | 480 L/h |
| Water temperature max. | 50 °C |
| Detergent tank | 1150 ml |
| Motor | 230 – 240 V~ |
| Engine power | 2400 W |



EXAMPLES OF USE SUITABLE FOR

Yard



Construction site



House



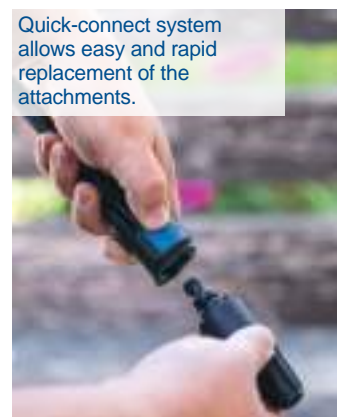

Pool



Patio



**PERFECT FOR
A RANGE OF USES AROUND
THE HOUSE, YARD OR
CONSTRUCTION SITE.**



PRODUCT DETAILS


120 bar rated pressure -
180 bar pressure max



5 m high-pressure hose



Flow rate 480 L/h



Aluminium pump



Self-priming function



Quick-connect



Practical handle
for easy transport



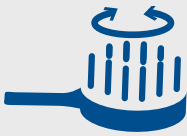
Includes
1150 ml
cleaning container

180 BAR
ELECTRICAL HIGH-PRESSURE CLEANER

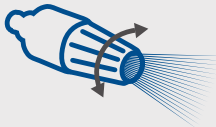
- Powerful electric high-pressure washer – ideal for the yard, garden or construction site
- Powerful 2400 W motor with a maximum pressure of 180 bar
- Easy cleaning of dirty surfaces with up to max. 480 L/h
- Ergonomic pistol handle with pressure display and child safety lock
- Quick-Connect system allows easy and rapid replacement of the attachments
- Integrated hose drum with hose guidance for convenient work and easy storage of the pressure hose
- Practical bracket for nozzle attachments right on the device
- 8 m anti-twist high-pressure hose allows particularly large working radius
- Durable, thanks to high-quality, corrosion-resistant aluminium pump
- Robust housing made of shock-resistant plastic
- Energy-saving, automatic activation and deactivation – motor starts only when the pistol handle is pressed
- High-pressure jet can be adjusted using the multi-functional high-pressure and detergent nozzle
- Suction function allows flexible use of external water sources (additional special accessories required – separately available)
- Integrated 800 ml detergent tank
- Large wheels and extendable telescopic handle ensure easy transport
- Includes adjustable nozzle element with high-pressure and detergent nozzle, turbo nozzle, rotating washing brush and integrated detergent container

PRODUCT DETAILS


Rotating washing brush



Adjustable spray nozzle



Rotating turbo nozzle



Aluminium pump for extra-long service life – durable



INCLUDED



LOGISTICAL DATA

| | |
|----------------------|--------------------|
| Weight net / gross | 11 / 12 kg |
| Packaging dimensions | 355 x 310 x 655 mm |
| Article number | 5907735901 |
| Barcode | 4046664219767 |
| 20 Container | 380 pcs |
| 40 Container | 780 pcs |
| 40 HQ Container | 960 pcs |

SPECIFICATIONS

| | |
|------------------------|--------------------|
| Dimensions L x W x H | 360 x 345 x 580 mm |
| Pressure max. | 180 bar |
| Rated pressure | 120 bar |
| Flow rate max. | 480 L/h |
| Water temperature max. | 50 °C |
| Detergent tank | 800 ml |
| Motor | 230 – 240 V~ |
| Engine power | 2400 W |



EXAMPLES OF USE SUITABLE FOR

Yard



Construction site



House




Pool



Patio



Easy use, thanks to pre-installed high-pressure hose




Easy removal of dirt, thanks to cleaning needle



The extendable telescopic handle ensures easy transport

High-pressure jet can be adjusted using the multi-functional high-pressure and detergent nozzle



PRODUCT DETAILS


120 bar rated pressure -
180 bar pressure max



8 m high-pressure hose



Quick, effective cleaning
thanks to high flow rate 480 L/h



Automatic activation and
deactivation



Self-priming function



Quick-Connect-System,
for quickly changing the
accessories



**Practical
pressure display**

Pressure is visible
on the display.



Includes

800 ml
cleaning container

212 CC PETROL HIGH-PRESSURE CLEANER

- Powerful petrol high-pressure washer – ideal for the yard, garden or construction site
- **High-performance 5.9 HP / 4.3 kW 4-stroke petrol engine, 212 cc**
- 241 bar maximum pressure
- Easy click system allows quick replacement of the different nozzles
- Practical bracket for high-pressure hose and nozzles on the tool
- High-quality, durable stainless steel spraying lance
- **9.2 m high-pressure hose** provides a particularly large working radius
- **Pull starter**
- Ideal for mobile use
- Large wheels and handle ensure easy transport
- Tilt-proof, stable positioning, thanks to support foot
- Sturdy, torsion-resistant and powder-coated steel construction
- Includes 4 different attachments (3x high-pressure nozzle: 0° / 25° / 40°/ 1x low-pressure or cleaning nozzle), cleaning lance, nozzle cleaning needle



Steel structure

High-performance
5.9 HP / 4.3 kW
4-stroke petrol
engine

Large
wheels

Stainless steel
spraying lance

Sturdy foot

INCLUDED



SPECIFICATIONS

| | |
|------------------------|----------------------|
| Dimensions L x W x H | 670 x 490 x 1000 mm |
| Displacement | 212 cc |
| Motor output | 4.3 kW |
| Motor | 4-stroke, air-cooled |
| Rated pressure | 241 bar |
| Pressure max. | 221 bar |
| Flow rate max. | 570 L/h |
| Water temperature max. | 50 °C |
| Max. supply pressure | 5 bar |

LOGISTICAL DATA

| | |
|----------------------|--------------------|
| Weight net / gross | 26 / 29.9 kg |
| Packaging dimensions | 555 x 410 x 650 mm |
| Article number | 5907742903 |
| Barcode | 4046664242741 |
| 20 Container | 132 pcs |
| 40 Container | 264 pcs |
| 40 HQ Container | 352 pcs |



EXAMPLES OF USE SUITABLE FOR

Terraces



Driveways



Facades



Garden furniture



Cars



Bicycles



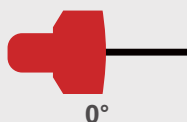
Machines



Tools

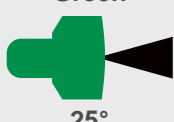


Rot



0°

Green



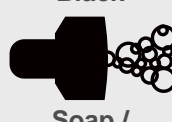
25°

White



40°

Black

Soap /
Cleaning agent

Practical storage of accessories right on the machine.



The stainless steel spraying lance ensures a long service life.



Space-saving storage, thanks to foldable transport handle.




PRODUCT DETAILS

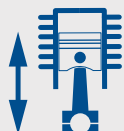
241 bar rated pressure -
221 bar pressure max



570 L/h flow rate



4-Takt-Benzinmotor
212 cm³ und 4.3 kW



Click system for switching
nozzle attachments

Click



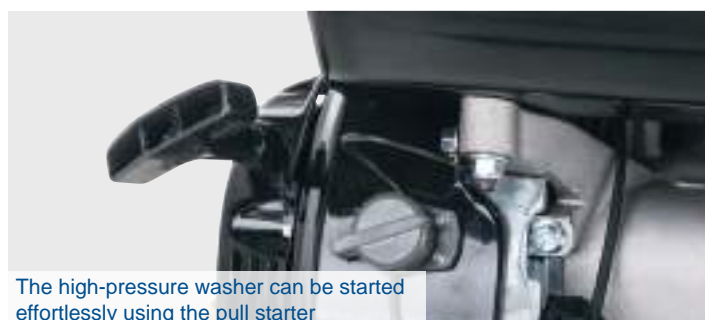
9.2 m high-pressure hose



Transportable



The HCP5000 is ideally suited for mobile use, thanks to the petrol-powered engine.



The high-pressure washer can be started effortlessly using the pull starter

HCE1600 / HCE2000 / HCE2200 / HCE2400 / HCE2600

| | Article number | Barcode |
|----------------------------------|----------------|---------------|
| 1 Patio cleaner | 5907702701 | 4046664067160 |
| 2 Detergent tank | 5907702704 | 4046664067245 |
| 3 Kärcher adapter | 5907702706 | 4046664067269 |
| 4 Drain pipe cleaner | 5907702709 | 4046664069072 |
| 5 Spray lance | 5907705006 | 4014915221074 |
| 6 Spray gun | 5907705005 | 4014915221067 |
| 7 Adjustable spray nozzle | 5907702012 | 4014915186557 |



HCE1600 / HCE2000 / HCE2200 / HCE2400 / HCE2600

| | Article number | Barcode |
|----------------------------------|----------------|---------------|
| 8 Turbo nozzle | 5907702013 | 4014915186564 |
| 9 Nozzle cleaning needle | 5907702708 | 4046664067283 |
| 10 90° turbo nozzle | 5907702705 | 4046664067252 |
| 11 Extraction hose | 7907713708 | 4014915229346 |
| 12 Rotating washing brush | 5907702703 | 4046664067207 |
| 13 Cleaning brush | 5907702702 | 4046664067191 |




16 L WET / DRY VACUUM CLEANER

- Sturdy plastic container with a **capacity of 16 litre**
- Powerful **1200 W motor** with **20 kPa suction capacity**
- **Four castors** and a handle for easy transport
- Large working radius thanks to **3 m cable** and **1.8 m suction hose**
- 3-piece plastic tube with Ø 32 mm facilitates the space-saving storage
- Integrated **cable bracket**
- **Blow function** for blowing out areas that are awkward to access
- Including dirt collection bag and foam filter for wet vacuuming
- Including crevice nozzle and large combination nozzle for carpet and smooth floors

3in1

- ✓ Wet vacuuming
- ✓ Dry vacuuming
- ✓ Blow-out function

Input**1200 W****Working radius****4,8 m****1.8 m suction hose****Max. 20 kPa vacuum capacity****1200 W motor****Cable and accessory bracket****16 L container volume****INCLUDED****LOGISTICAL DATA**

| | |
|----------------------|--------------------|
| Weight net / gross | 3.5 / 5 kg |
| Packaging dimensions | 325 x 325 x 395 mm |
| Article number | 5907722901 |
| Barcode | 4046664113867 |
| 20 Container | 686 pcs |
| 40 Container | 1462 pcs |
| 40 HQ Container | 1616 pcs |

SPECIFICATIONS

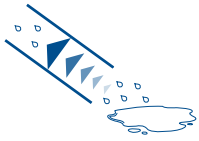
| | |
|----------------------|-------------------------|
| Dimensions L x W x H | 320 x 340 x 405 mm |
| Max vacuum pressure | 20 kPa |
| Container volume | 16 L |
| Cable length | 3 m |
| Hose length | 1.80 m |
| Motor | 220 – 240 V~ / 50/60 Hz |
| Input | 1200 W |



USES

3-IN-1 FUNCTION

Wet vacuuming



Dry vacuuming



Blow-out



Wood shavings



Sawdust



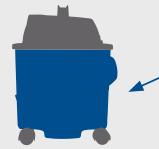
Fine dust



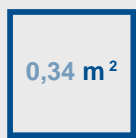
Liquids

PRODUCT DETAILS

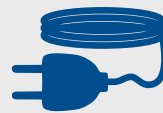
16 L container volume



Filter surface



3 m cable length



1,8 m hose length



Compact design



20 kPa vacuum capacity



Flexible hose
1,8 m



Quick release fastener
fast and convenient emptying



Including crevice nozzle and large combination nozzle
for carpet and smooth floors

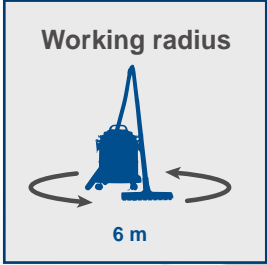


20 L WET / DRY VACUUM CLEANER

- Compact wet/dry vacuum cleaner, **20 kPa** for wet vacuum cleaning as well as dry vacuum cleaning, with air-blow function
- Sturdy, **non-corrosive stainless steel container** with a capacity of **20 litres** and quick-release lock that allows easy replacement of the bag
- **Powerful 1,300 W electric motor**
- Large working radius, thanks to **4 m connection cable**, **2 m hose length** and **3 x 330 mm plastic extension tubes**
- Practical accessories bracket to ensure neat stowage and tidy working
- **Handle and 4 smooth 360° castors** allow easy transport
- Includes paper bag, foam filter, textile filter, crevice nozzle, floor nozzle, 3 x plastic extension tubes (330 mm per tube)



- ✓ Wet vacuuming
- ✓ Dry vacuuming
- ✓ Blow-out function



INCLUDED



LOGISTICAL DATA

| | |
|----------------------|--------------------|
| Weight net / gross | 4.4 / 5.1 kg |
| Packaging dimensions | 330 x 330 x 430 mm |
| Article number | 5907741901 |
| Barcode | 4046664242000 |
| 20 Container | 550 pcs |
| 40 Container | 1130 pcs |
| 40 HQ Container | 1293 pcs |

SPECIFICATIONS

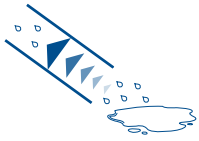
| | |
|----------------------|-------------------------|
| Dimensions L x W x H | 310 x 310 x 410 mm |
| Max Vacuum Pressure | 20 kPa |
| Container volume | 20 L |
| Cable length | 4 m |
| Hose length | 2 m |
| Motor | 220 – 240 V~ / 50/60 Hz |
| Input | 1300 W |



USES

3-IN-1 FUNCTION

Wet vacuuming



Dry vacuuming



Blow-out



Wood shavings



Sawdust



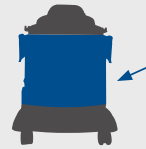
Dust



Liquids

PRODUCT DETAILS

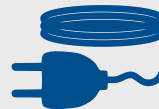
20 L container volume



1300 W Motor output



4 m cable length



2 m hose length



Compact design



20 kPa vacuum capacity



Quick release fastener

fast and convenient emptying



Flexible hose

2 m



Including crevice nozzle and large combination nozzle for carpet and smooth floors



Integrated accessories and cable bracket

for neat stowage and tidy working



3in1

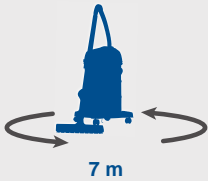
- ✓ Wet vacuuming
- ✓ Dry vacuuming
- ✓ Blow-out function

30 L WET / DRY VACUUM CLEANER

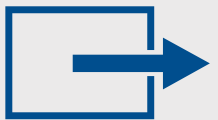
- Rust-proof 30 L stainless steel container
- Powerful 1200 W motor with 20 kPa vacuum capacity
- Four castors for easy transport
- Large working radius of 5 m
- 2m suction hose with 3-part plastic tube, 32 mm Ø
- Integrated cable and accessory bracket
- **Blow function for blowing out areas** that are awkward to access
- Including dirt collection bag and foam filter for wet vacuuming
- Including crevice nozzle and large combination nozzle for carpet and smooth floors

3 m suction hose

Working radius



Input



1300 W

Max. 20 kPa vacuum capacity

Power tool plug

1300 W motor

30 L steel container

Accessory bracket

INCLUDED

SPECIFICATIONS

| | |
|----------------------|-------------------------|
| Dimensions L x W x H | 490 x 490 x 600 mm |
| Max Vacuum Pressure | 20 kPa |
| Container volume | 30 L |
| Cable length | 4 m |
| Hose length | 3 m |
| Motor | 220 - 240 V~ / 50/60 Hz |
| Input | 1300 W |
| Total rated input | 3300 W |

LOGISTICAL DATA

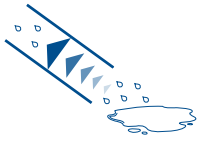
| | |
|----------------------|--------------------|
| Weight net / gross | 6 / 7.5 kg |
| Packaging dimensions | 355 x 355 x 585 mm |
| Article number | 5907720901 |
| Barcode | 4046664095088 |
| 20 Container | 384 pcs |
| 40 Container | 816 pcs |
| 40 HQ Container | 852 pcs |



USES

3-IN-1 FUNCTION

Wet vacuuming



Dry vacuuming



Blow-out



Wood shavings



Sawdust



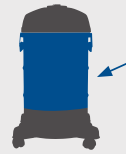
Fine dust



Liquids

PRODUCT DETAILS

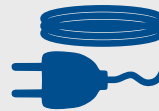
30 L container volume



Filter surface



4 m cable length



3 m hose length



Compact design



20 kPa vacuum capacity



Quick release fastener

fast and convenient emptying



Power tool plug

230 V~
Max. 2000 W



Integrated cable and accessory bracket

Everything can be stowed directly on the machine

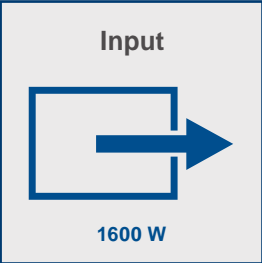
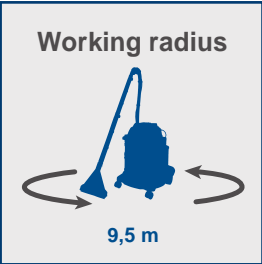


Including crevice nozzle and large combination nozzle for carpet and smooth floors



SPRAY EXTRACTION CLEANER

- **5-in-1 function:** dry vacuum cleaning, wet vacuum cleaning, spraying, air blow function, filter cleaning
- Practical hose for spraying and suction
- Effective drying of cleaned areas
- **Detachable tank for water and detergent with a capacity of 3.5 litres**
- **20 litre waste water tank made of stainless steel**
- **High-performance 1600 W motor**
- Large working radius, thanks to 2 m plastic hose and a cable length of 7.5 m
- **Integrated cable and accessories bracket**
- Foldable handle and 4 smooth-running wheels ensure convenient transport
- Includes Washing nozzle for upholstery cleaning and Washing nozzle with hard-surface attachment
- Includes 20 cm flat nozzle, Upholstery nozzle and wet/dry floor nozzle
- Includes 2 plastic tubes with a length of 45 cm each
- Includes folded filter, paper vacuum bag and foam filter



- ✓ wet vacuum cleaning
- ✓ dry vacuum cleaning
- ✓ spraying
- ✓ filter cleaning
- ✓ air blow function



1600 W Motor

Max. 20 kPa suction capacity

Includes 4 smooth-running wheels

20 litre waste water tank made of stainless steel



SPECIFICATIONS

| | |
|----------------------|--------------------|
| Dimensions L x W x H | 385 x 335 x 480 mm |
| Container volume | 20L |
| Max Vacuum Pressure | 20 kPa |
| Water/cleaning tank | 3.5 L |
| Kabellänge | 7.5 m |
| Power | 1600 W |

LOGISTICAL DATA


| | |
|----------------------|--------------------|
| Weight net / gross | 6 / 9 kg |
| Packaging dimensions | 430 x 380 x 480 mm |
| Article number | 5905701901 |
| Barcode | 4046664169277 |
| 20 Container | 375 pcs |
| 40 Container | 790 pcs |
| 40 HQ Container | 940 pcs |



USES

5-IN-1 FUNCTION

Wet vacuuming



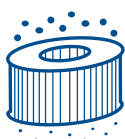
Dry vacuuming



Spraying




Filter cleaning




Blow-out




EXAMPLES OF USE




Carpet cleaning



Dry vacuum cleaning



Upholstery cleaning



Car cleaning



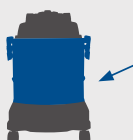
Wet vacuum cleaning



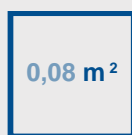
Air blow function

PRODUCT DETAILS

20 L container volume



Filter surface



7,5 m cable length



2 m hose length



Compact design



20 kPa vacuum capacity



Wide range of accessories

Washing nozzle with hard-surface attachment, 20 cm crevice nozzle, Washing nozzle for upholstery cleaning, Upholstery nozzle, Wet/dry floor nozzle



Easy operation

Switch between spraying and vacuuming at the push of a button



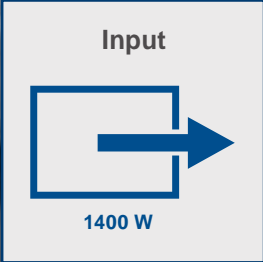
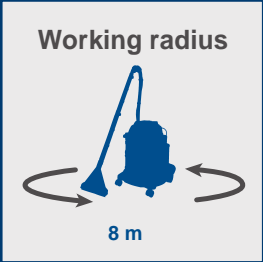
Removable detergent tank
3,5 L

50 L WET / DRY VACUUM CLEANER

- Stainless steel tank with 50 L capacity and Water drain screw
- Powerful 1400 W motor with 19 kPa suction power
- **Blow function** for hard-to-reach areas
- With **4 castors and plastic handle** for better mobility
- Integrated 2000 W switch power socket
- Integrated accessories holder for practical storage
- **3 m vacuum hose with telescopic metal tube, 38 mm Ø**
- Includes large combi nozzle with insert for carpets/smooth floors, 0.45 m drainage hose and crevice nozzle
- Included 1 foam filter for wet vacuuming, 1 Hepa filter and 1 paper bag



- ✓ Wet vacuum
- ✓ Dry vacuum
- ✓ Blower function



| LOGISTICAL DATA | |
|----------------------|--------------------|
| Weight net / gross | 10.5 / 13 kg |
| Packaging dimensions | 530 x 465 x 785 mm |
| Article number | 5907710901 |
| Barcode | 4046664068648 |
| 20 Container | 180 pcs |
| 40 Container | 440 pcs |
| 40 HQ Container | 484 pcs |

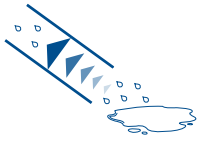
| SPECIFICATIONS | |
|--------------------------------|-------------------------|
| Dimensions L x W x H | 580 x 480 x 740 mm |
| Max vacuum pressure | 19 kPa |
| Vacuum capacity | 50 L |
| Cord length | 5 m |
| Hose length | 3 m |
| Max. connected Powertool Power | 2000 W |
| Motor | 220 - 240 V~ / 50/60 Hz |
| Input | 1400 W |
| Total rated input | 3400 W |



USES

3 IN 1 FUNCTION

Wet vacuuming



Dry vacuuming




Blow-out



EXAMPLE OF USE



Car cleaning



Dry vacuum




Wet vacuum



Blower function

Wide range of accessories including

- large combination nozzle for carpets and hard floors
- crevice nozzle
- foam filter for wet vacuuming
- Hepa filter
- paper dirt collection bag
- 0.45 m drainage hose

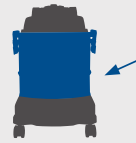


Integrated cable and accessory bracket



PRODUCT DETAILS

50 L steel container

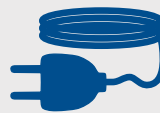


Filter surface



0,2 m²

5 m cable length



3 m hose length



1400 W Input



19 kPa vacuum capacity



230 V Power tool plug
with automatic activation and
2000 W output



Telescopic
metal tube



Drainage hose
allows easy emptying of the
stainless steel container



DEEP SPOT BRUSH

- **Deep spot brush** for efficient cleaning of different textiles such as upholstery, cushions, carpets, car seats etc.
- **Practical 4-in-1 function:** Spraying, brushing, deep cleaning and vacuuming
- **Compatible with industry-standard wet and dry vacuum cleaners**
- **The spray function** ensures an even application of cleaning agent
- **Effortless cleaning** – the brushes loosen coarse dirt and work the cleaning agent deep into the material.
- **Dirt and residual cleaning agent** are completely removed, thanks to the vacuum function
- Large transparent housing cover for monitoring during operation
- **Easy installation of the attachment without the need for tools**
- Large 350 ml spray container



- ✓ Spraying
- ✓ Brushing
- ✓ Deep cleaning
- ✓ Vacuuming



INCLUDED



SPECIFICATIONS

| | |
|-------------------------------------|-------------------|
| Dimensions L x W x H | 255 x 90 x 170 mm |
| Spray container content | 350 ml |
| Internal diameter of vacuum nozzle | 35 mm |
| Internal diameter of vacuum adapter | 31.5 mm |

LOGISTICAL DATA

| | |
|----------------------|-------------------|
| Weight net / gross | 0.32 / 0.37 kg |
| Packaging dimensions | 265 x 95 x 175 mm |
| Article number | 7907701711 |
| Barcode | 4014915237198 |
| 20 Container | 5616 pcs |
| 40 Container | 11808 pcs |
| 40 HQ Container | 13776 pcs |



EXAMPLES OF USE

SUITABLE FOR

Carpets



Sofas



Car seats



... and many other textiles



PRODUCT DETAILS

Internal diameter of vacuum nozzle



35 mm

Internal diameter of vacuum adapter



31.5 mm

Spray container content



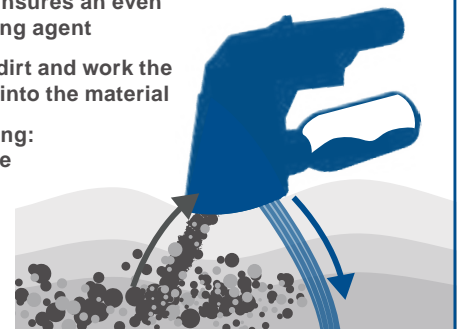
350 ml

Compatible with industry-standard wet and dry vacuum cleaners




ADVANTAGES

- The spray function ensures an even application of cleaning agent
- The brushes loosen dirt and work the cleaning agent deep into the material
- Efficient deep cleaning: even tough stains are reliably removed
- Vacuum function: dirt and residual cleaning agent are completely removed



The brushes

loosen dirt and work the cleaning agent deep into the material



The spray function

ensures an even application of cleaning agent.



Large 350 ml spray container



Easy attachment without the need for tools



NTS16 / NTS20

| | Description | Article number | Barcode |
|---------------------------------|-------------|----------------|---------------|
| 1 Hepa filter | | 7907709701 | 4046664070054 |
| 2 Foam filter | 1 pcs | 7907709702 | 4014915222873 |
| 3 Paper bag 20L | 5 pcs | 7907709703 | 4014915222880 |
| 4 Re-usable cloth filter | 1 pcs | 7907709704 | 4014915222897 |
| 5 Plastic suction tube | 3 pcs | 7907709706 | 4014915222941 |
| 6 Telescopic metal hose | | 7907709711 | 4014915223047 |
| 7 Floor brush | | 7907709707 | 4014915223009 |
| 8 Crevice nozzle | | 7907709708 | 4014915223016 |
| 9 Hose | 2 m | 7907709705 | 4014915222934 |



NTS30Premium

| | Description | Article number | Barcode |
|---------------------------------|-------------|----------------|---------------|
| 1 Hepa filter | | 7907709719 | 4014915223764 |
| 2 Foam filter | 5 pcs | 7907702703 | 4046664070078 |
| 3 Hose | 3 m | 7907709710 | 4014915223030 |
| 4 Paper bag 30 L | 5 pcs | 7907709714 | 4046664090847 |
| 5 Re-usable cloth filter | 6 pcs | 7907702706 | 4046664070108 |
| 6 Re-usable cloth filter | 2 pcs | 7907702707 | 4046664070115 |
| 7 Re-usable cloth filter | 1 pcs | 7907702708 | 4046664070122 |
| 8 Telescopic metal hose | | 7907709711 | 4014915223047 |
| 9 Plastic suction tube | 3 pcs | 7907709706 | 4014915222941 |
| 10 Crevice nozzle | | 7907709708 | 4014915223016 |
| 11 Floor brush | | 7907709707 | 4014915223009 |



ASP50-ES

| | Description | Article number | Barcode |
|---------------------------------|-------------|----------------|---------------|
| 1 Foam filter | 5 pcs | 7907702703 | 4046664070078 |
| 2 Re-usable cloth filter | 6 pcs | 7907702706 | 4046664070108 |
| 3 Re-usable cloth filter | 2 pcs | 7907702707 | 4046664070115 |
| 4 Re-usable cloth filter | 1 pcs | 7907702708 | 4046664070122 |
| 5 Hose | 3 m | 7907702712 | 4046664071051 |
| 6 Floor brush | | 7907702714 | 4046664071136 |
| 7 Paper bag 50 L | 5 pcs | 7907702723 | 4014915224037 |
| 8 Hepa filter | | 7907702716 | 4046664071150 |
| 9 Metal telescopic tube | | 7907702717 | 4046664071167 |
| 10 Drain pipe | | 7907702718 | 4046664071174 |
| 11 Crevice nozzle | | 7907710701 | 4046664069614 |
| 12 Hose | 2 m | 7907702711 | 4046664071044 |



SPRAYVAC20

| | Description | Article number | Barcode |
|------------------------|-------------|----------------|---------------|
| 1 Folded filter | | 7905701701 | 4046664174189 |
| 2 Paper bag 20L | 5 pcs | 7905701702 | 4046664174196 |



AVC20

| | Description | Article number | Barcode |
|----------------------|-------------|----------------|---------------|
| 1 Hepa filter | | 7906401704 | 4014915228448 |
| 2 Flat nozzle | | 7906401705 | 4014915228455 |





Product features
**FILTER
CLEANING**

- Easy filter cleaning at the push of a button
- Consistently high suction capacity
- Long service life, thanks to regular cleaning



- ✓ Ash vacuuming
- ✓ Vacuuming
- ✓ Air-blow function

20 L ASH VACUUM CLEANER

- Compact ash vacuum cleaner, **20 kPa suction capacity**, ensures a clean wood burner or barbecue
- **3-in-1 function**: ash vacuuming, vacuuming, air-blow function
- **Powerful 1,300 W electric motor**
- Robust collector with **20 L capacity**
- Large working radius, thanks to **fireproof 150 cm extraction hose**
- Integrated filter cleaning function with contamination indicator
- Air-blow connection for blowing areas that are difficult to access
- Folded filter for fine dirt and ashes
- Practical accessories bracket
- Quick-release locks allow easy emptying of the container
- Practical carrying handle and 3 castors ensures easy transport
- Includes folded filter, round aluminium nozzle, flat aluminium nozzle, filter basket



INCLUDED

SPECIFICATIONS

| | |
|--------------------------|-------------------------|
| Dimensions L x W x H | 345 x 335 x 440 mm |
| Extraction hose diameter | 36.5 mm |
| Hose length | 1500 mm |
| Suction capacity | 20 kPa |
| Capacity | 20 L |
| Engine | 220 – 240 V~ / 50/60 Hz |
| Engine power | 1300 W |

LOGISTICAL DATA

| | |
|----------------------|--------------------|
| Weight net / gross | 4.4 / 5.1 kg |
| Packaging dimensions | 305 x 305 x 410 mm |
| Article number | 5906406901 |
| EAN | 4046664243328 |
| 20 container | 630 pieces |
| 40 container | 1280 pieces |
| 40 HQ container | 1515 pieces |



EXAMPLES OF USE SUITABLE FOR

Fireplace



Wood-burning oven



Barbecue



USES 3-IN-1 FUNCTION

Ash vacuuming



Vacuuming

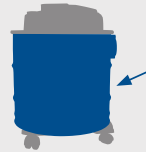


Air-blow



PRODUCT DETAILS

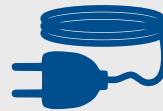
20 L container volume



Engine power 1300 W



5 m cable length



1.5 m fireproof hose



Compact design



20 kPa vacuum capacity



**Filter cleaning
function**
with contamination indicator

Quick-release fastener



Flexible fireproof hose
150 cm





POND PRESSURE FILTER SET

- Compact pond filter with 43 W pump and 4000 L/h filter performance
- Max. Pump performance 2500 L/h
- Suitable for ponds without fish up to 8000 L, with fish up to 4000 L
- With contamination level indicator
- Self-cleaning filter with twist-cleaning function via crank handle
- Integrated 11 W UV-C lamp for disinfecting the water
- Cleaning results visible after a very short time
- Includes 10 m cable and 5 m suction and drain hose that can be cut to size



11 W UV-C lamp

Contamination level indicator



9.5 L Filter tank

Integrated Twist-Clean filter cleaning system

INCLUDED



OPTIONAL ACCESSORIES

| | | |
|---|---|---|
|  |  |  |
| UV-C lamp | Foam filter set | Filter ball set |
| Article number: 7905800704 | Article number: 7905800705 | Article number: 7905800703 |
| Barcode: 4046664168003 | Barcode: 4046664168010 | Barcode: 4014915232452 |

SPECIFICATIONS

| | |
|-------------------------|-----------|
| Max. delivery height | 2 m |
| Max. filter performance | 4000 L/h |
| Max. pump performance | 2.500 L/h |
| UV-C lamp input power | 11 W |
| Filter tank | 9.5 L |
| Input | 43 W |

LOGISTICAL DATA

| | |
|----------------------|--------------------|
| Weight net / gross | 8.8 / 9.5 kg |
| Packaging dimensions | 580 x 325 x 550 mm |
| Article number | 5905801901 |
| Barcode | 4046664154549 |
| 20 Container | 535 pcs |
| 40 Container | 1076 pcs |
| 40 HQ Container | 1300 pcs |



EXAMPLES OF USE SUITABLE FOR

Garden pond



Fish pond



Self-cleaning filter
using Twist-Cleaning
function via crank handle



11 W UV-C lamp
staves off suspended
algae and germs



**Contamination
level indicator**



Filter mats
to filter the water

PRODUCT DETAILS

Maximum pond size
with fish population: 4000 l



Maximum pond size
without fish population: 8000 l



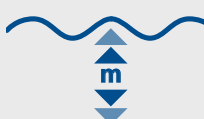
Max. filter performance 2500 l/h



43 Watt pump



Maximum immersion depth: 2 m



Max. delivery height: 2 m



Max. pump performance: 2500 l/h



9,5 l filter tank



UV-C cleaning





POND PRESSURE FILTER SET

- Pond pressure filter set with 75 W pump, 18 W UV-C lamp, 5 m hose for inlet and outlet
- Removes algae, harmful germs and bacteria
- Clean water within only 14 days
- Suitable for ponds with up to 20000 litres (without fish) and 10000 litres (with fish)
- 26 litre tank with a pump capacity of 4000 L/h
- Max. suction depth of 2 m
- Clogging indicator and integrated cleaning function via hand wheel without having to open the tank or dismantle the installation

OPTIONAL ACCESSORIES



UV lamp
Article number:
7905800701
Barcode:
4014915232438



Foam filter set
Article number:
7905800702
Barcode:
4014915232445



Filter ball set
Article number:
7905800703
Barcode:
4014915232452

INCLUDED



Integrated Twist-Clean
filter cleaning system

26 L Filter tank

Contamination
level indicator



SPECIFICATIONS

| | |
|-------------------------|----------|
| Max. delivery height | 3 m |
| Max. filter performance | 4000 L/h |
| Max. pump performance | 4000 L/h |
| UV-C lamp input power | 18 W |
| Filter tank | 26 L |
| Input | 75 W |

LOGISTICAL DATA

| | |
|----------------------|--------------------|
| Weight net / gross | 10.4 / 12.5 kg |
| Packaging dimensions | 390 x 390 x 680 mm |
| Article number | 5905802917 |
| Barcode | 4046664162940 |
| 20 Container | 265 pcs |
| 40 Container | 530 pcs |
| 40 HQ Container | 668 pcs |

PRODUCT DETAILS

Maximum pond size
with fish population: 10000 l



Maximum pond size
without fish population: 20000 l



Max. filter performance: 4000 l/h



75 Watt pump



Maximum immersion depth: 2 m



Max. delivery height: 3 m



Max. pump performance: 4000 l/h



26 l filter tank




UV-C cleaning



Self-cleaning filter
using Twist-Cleaning
function via crank handle



**Contamination
level indicator**



18 W UV-C lamp
staves off suspended
algae and germs



**Filter balls and
filter mats**
to filter the water



EXAMPLES OF USE SUITABLE FOR

Garden pond



Fish pond



POOL SAND FILTER SYSTEM

- **Multi-way valve with five functions:** filtering, backwashing, rinsing, draining, closing
- Stable filter container with a diameter of 254 mm, quartz sand (Ø 0,45 – 0.55 mm) acts as the filter medium
- **250 watt pump** mounted on a stable base plate
- Connection size 1.5"
- **Suitable for water temperatures of 4 °C up to 43 °C**
- Delivery contents: multi-way valve, locking flange, pressure gauge, filter tank, swimming pool pump, base plate, connection set and sand filling aid

24000 L



14 L Filter tank

2.4 bar

Multi-way valve

Pressure gauge

Release valve

INCLUDED



SPECIFICATIONS

| | |
|--------------------------|----------|
| Max. delivery height | 5 m |
| Max. pump performance | 5900 L/h |
| Effective filter surface | 0.05 m² |
| Filter tank | 14 L |
| Engine power | 250 W |

LOGISTICAL DATA

| | |
|----------------------|--------------------|
| Weight net / gross | 7.23 / 8.3 kg |
| Packaging dimensions | 580 x 325 x 550 mm |
| Article number | 5910001901 |
| Barcode | 4046664162155 |
| 20 Container | 530 pcs |
| 40 Container | 1080 pcs |
| 40 HQ Container | 1220 pcs |



EXAMPLES OF USE SUITABLE FOR

Above-ground pool



Fixed pools with
maintenance flap



Five-way valve

Filtering, emptying, closed,
backflushing, rinsing



Includes filling aid
for the filter material

Integrated pressure display

shows the current pressure in the sand filter.
Is also used to measure the degree of
contamination and perform cleaning if required.

PRODUCT DETAILS

Max. delivery height 5 m



Max. filter capacity 5900 litres per hour



250 Watt pump



14 litre filter tank
(Filter material: silica sand 10 kg or filter
balls 300 g)



Max. operating pressure of 2.4 bar



Effective filter surface 0,05 m²



POOL SAND FILTER SYSTEM

- **Multi-way valve with five functions:** filtering, backwashing, rinsing, draining, closing
- Stable filter tank with a diameter of 330 mm and 26 litres capacity
- 20 kg silica sand (Ø 0.45-0.55 mm) or 600 g filter balls act as the filter medium
- **Effective filter surface 0.08 m²**
- **550 watt pump** mounted on a stable base plate
- Connection size 1.5"
- **Pump performance 13,800 L/h at 550 watts / 220 – 240 V~**
- **Suitable for water temperatures of 4 °C up to 43 °C**
- Delivery contents: multi-way valve, locking flange, pressure gauge, filter tank, swimming pool pump, base plate, connection set and sand filling aid

40000 L



INCLUDED



SPECIFICATIONS

| | |
|--------------------------|------------|
| Max. delivery height | 11 m |
| Max. filter capacity | 13,800 L/h |
| Effective filter surface | 0.08 m² |
| Filter tank | 26 L |
| Engine power | 550 W |

LOGISTICAL DATA

| | |
|----------------------|--------------------|
| Weight net / gross | 10.1 / 12.1 kg |
| Packaging dimensions | 550 x 355 x 625 mm |
| Article number | 5910002902 |
| Barcode | 4046664161943 |
| 20 Container | 262 pcs |
| 40 Container | 537 pcs |
| 40 HQ Container | 615 pcs |



EXAMPLES OF USE SUITABLE FOR

Above-ground pool



Fixed pools with
maintenance flap



Five-way valve

Filtering, emptying, closed,
backflushing, rinsing



Includes filling aid
for the filter material



Integrated pressure display

shows the current pressure in the sand filter.
Is also used to measure the degree of
contamination and perform cleaning
if required.



PRODUCT DETAILS

Max. delivery height 11 m



Max. filter capacity 13,800 litres per hour



550 Watt pump



26 litre filter tank
(Filter material: silica sand 20 kg or
filter balls 600 g)



Max. operating pressure of 2.4 bar



Effective filter surface 0,08 m²



Scheppach

made for your project



Scheppach GmbH
Günzburger Str. 69 | D-89335 Ichenhausen | Fon 00 49/82 23/40 02-99 | Fax 00 49/82 23/40 02-153
bestelleingang@scheppach.com | www.scheppach.com